



This is a digital copy of a book that was preserved for generations on library shelves before it was carefully scanned by Google as part of a project to make the world's books discoverable online.

It has survived long enough for the copyright to expire and the book to enter the public domain. A public domain book is one that was never subject to copyright or whose legal copyright term has expired. Whether a book is in the public domain may vary country to country. Public domain books are our gateways to the past, representing a wealth of history, culture and knowledge that's often difficult to discover.

Marks, notations and other marginalia present in the original volume will appear in this file - a reminder of this book's long journey from the publisher to a library and finally to you.

### Usage guidelines

Google is proud to partner with libraries to digitize public domain materials and make them widely accessible. Public domain books belong to the public and we are merely their custodians. Nevertheless, this work is expensive, so in order to keep providing this resource, we have taken steps to prevent abuse by commercial parties, including placing technical restrictions on automated querying.

We also ask that you:


- + *Make non-commercial use of the files* We designed Google Book Search for use by individuals, and we request that you use these files for personal, non-commercial purposes.
- + *Refrain from automated querying* Do not send automated queries of any sort to Google's system: If you are conducting research on machine translation, optical character recognition or other areas where access to a large amount of text is helpful, please contact us. We encourage the use of public domain materials for these purposes and may be able to help.
- + *Maintain attribution* The Google "watermark" you see on each file is essential for informing people about this project and helping them find additional materials through Google Book Search. Please do not remove it.
- + *Keep it legal* Whatever your use, remember that you are responsible for ensuring that what you are doing is legal. Do not assume that just because we believe a book is in the public domain for users in the United States, that the work is also in the public domain for users in other countries. Whether a book is still in copyright varies from country to country, and we can't offer guidance on whether any specific use of any specific book is allowed. Please do not assume that a book's appearance in Google Book Search means it can be used in any manner anywhere in the world. Copyright infringement liability can be quite severe.

### About Google Book Search

Google's mission is to organize the world's information and to make it universally accessible and useful. Google Book Search helps readers discover the world's books while helping authors and publishers reach new audiences. You can search through the full text of this book on the web at <http://books.google.com/>



3 2044 097 016 711



Educ T 218.47.305



**Harvard College Library**


FROM

Miss Carrie E. Colby.

Haverhill.




3 2044 097 016 711











**A SYSTEM**  
**OF**  
**NATURAL PHILOSOPHY:**

**IN WHICH THE**  
**PRINCIPLES OF MECHANICS,**  
**HYDROSTATICS, HYDRAULICS, PNEUMATICS, ACOUSTICS, OPTICS,**  
**ASTRONOMY, ELECTRICITY, MAGNETISM, STEAM ENGINE,**  
**ELECTRO-MAGNETISM, ELECTROTYPE, PHOTO-**  
**GRAPHY, AND DAGUERRETYPE,**

**ARE**  
**FAMILIARLY EXPLAINED,**  
**AND ILLUSTRATED BY**  
**MORE THAN TWO HUNDRED AND FIFTY ENGRAVINGS;**  
**TO WHICH ARE ADDED,**  
**QUESTIONS FOR THE EXAMINATION OF PUPILS.**

**DESIGNED FOR**  
**THE USE OF SCHOOLS AND ACADEMIES.**

---

**BY J. L. COMSTOCK, M. D.**  
**AUTHOR OF INTRODUCTION TO MINERALOGY, ELEMENTS OF CHEMISTRY**  
**INTRODUCTION TO BOTANY, OUTLINES OF GEOLOGY, OUTLINES**  
**OF PHYSIOLOGY, NATURAL HISTORY OF BIRDS, &c.**


---

**NINETY-FOURTH EDITION.**

**NEW-YORK:**  
**PRATT, WOODFORD AND CO.,**

**1847.**

Edue T218. 47. 305



*Miss Carrie E. Colby  
Haverhill*

---

ENTERED,

According to act of Congress, in the year 1844, by  
J. L. COMSTOCK,  
in the Clerk's Office of the District Court of Connecticut.

---

---

STEREOTYPED BY  
RICHARD H. HOBBS,  
HARTFORD, CONN.

---

---

PRINTED BY  
CASE, TIFFANY & BURNHAM  
HARTFORD, CONN.

---

## ADVERTISEMENT.


THE publishers being again under the necessity of having a new set of stereotype plates cast for this work, the Author has taken this opportunity of making such additions and improvements as to make the work correspond with the present state of the Arts and Sciences, so far as they come within the scope of a School Book.

The whole has been carefully reviewed, and new matter has been added wherever it was thought the book could thereby be improved.

The Author has intended to embrace every thing proper for his book, which has been invented, or brought forward since the last stereotype plates were cast.

The new matter covers more than 30 pages, and embraces the subjects of *Water Wheels*, *Gunnery*, *Electrotype*, showing the manner of gilding, silvering, and making copper casts, *Photography*, *Daguerreotype*, *Russel's Planetarium*, *Morse's Electro-Magnetic Telegraph*, *Horse Power*, &c.

*Hartford, August, 1844.*



## PREFACE.

---

WHILE we have recent and improved systems of Geography, of Arithmetic, and of Grammar, in ample variety,—and Reading and Spelling Books in corresponding abundance, many of which show our advancement in the science of education, no one has offered to the public, for the use of our schools, any new or improved system of Natural Philosophy. And yet this is a branch of education very extensively studied at the present time, and probably would be much more so, were some of its parts so explained and illustrated as to make them more easily understood.

The author therefore undertook the following work at the suggestion of several eminent teachers, who for years have regretted the want of a book on this subject, more familiar in its explanations, and more ample in its details, than any now in common use.

The Conversations on Natural Philosophy, a foreign work, now extensively used in schools, though beautifully written, and often highly interesting, is, on the whole, considered by most instructors as exceedingly deficient—particularly in wanting such a method in its explanations, as to convey to the mind of the pupil precise and definite ideas; and also in the omission of many subjects, in themselves most useful to the student, and at the same time most easily taught.

It is also doubted by many instructors, whether Conversations is the best form for a book of instruction, and particularly on the several subjects embraced in a system of Natural Philosophy. Indeed, those who have had most experience as teachers, are decidedly of the opinion that it is not; and hence, we learn, that in those parts of Europe where the subject of education has received the most attention, and consequently, where the best methods of conveying instruction are supposed to have been adopted, school books, in the form of conversations, are at present entirely out of use.



The author of the following system hopes to have illustrated and explained most subjects treated of, in a manner so familiar as to be understood by the pupil, without requiring additional diagrams, or new modes of explanations from the teacher.

Every one who has attempted to make himself master of a difficult proposition by means of diagrams, knows that the great number of letters of reference with which they are sometimes loaded, is often the most perplexing part of the subject, and particularly when one figure is made to answer several purposes, and is placed at a distance from the explanation. To avoid this difficulty, the author has introduced additional figures to illustrate the different parts of the subject, instead of referring back to former ones, so that the student is never perplexed with many letters on any one figure. The figures are also placed under the eye, and in immediate connection with their descriptions, so that the letters of reference in the text, and those on the diagrams, can be seen at the same time. In respect to the language employed, it has been the chief object of the author to make himself understood by those who know nothing of mathematics, and who indeed had no previous knowledge of Natural Philosophy. Terms of science have therefore been as much as possible avoided, and when used, are explained in connection with the subjects to which they belong, and, it is hoped, to the comprehension of common readers. This method was thought preferable to that of adding a glossary of scientific terms.

The author has also endeavored to illustrate the subjects as much as possible by means of common occurrences, or common things, and in this manner to bring philosophical truths as much as practicable within ordinary acquirements. It is hoped, therefore, that the practical mechanic may take some useful hints concerning his business, from several parts of the work.

# INDEX.

	Page.		Page.
Ascent of bodies, . . . . .	34	Earth, falling to the Sun, . . . . .	31
Action and reaction, . . . . .	39	Ecliptic, . . . . .	244—260
Air, elasticity of, . . . . .	133	Eclipses, . . . . .	260
expansion of, . . . . .	134	solar, . . . . .	260
compression, . . . . .	134	lunar, . . . . .	260
Alarm bell, . . . . .	357	Electro-magnetism, . . . . .	334
Air-gun, . . . . .	133	laws of, . . . . .	337
pump, . . . . .	136	Electricity, . . . . .	314
Atmosphere, pressure of, . . . . .	135	Electrical machine, . . . . .	318
phenomena of, . . . . .	178	battery, . . . . .	327
Attraction, in general, . . . . .	14	telegraph, . . . . .	328
of cohesion, . . . . .	15	Electroscope, . . . . .	315
of gravitation, . . . . .	16	Electrotype, . . . . .	344
capillary, . . . . .	17	Electrometer, . . . . .	332
magnetic, . . . . .	20	Electro-gilding, . . . . .	348
electrical, . . . . .	21	Electro plating, . . . . .	329
in proportion to matter, . . . . .	22	Equation of time, . . . . .	325
Astronomy, . . . . .	240	Equinoxes, . . . . .	374
Archimedes' screw, . . . . .	125	Equilibrium, . . . . .	54
Asteroids, . . . . .	253	Extension, . . . . .	10
Atwoods' machine, . . . . .	27	Falling bodies, . . . . .	26
Axis of a planet, . . . . .	242	Fire engine, . . . . .	151
Bramah's press, . . . . .	108	Figure, . . . . .	10
Balance, . . . . .	114	Fluids, discharge of, . . . . .	123
Barker's mill, . . . . .	129	Focal distance, . . . . .	307
Bodies, properties of, . . . . .	9	Fusible metal, . . . . .	346
fall of light, . . . . .	25	Force not created, . . . . .	54
ascending, . . . . .	24	what, . . . . .	69
Boats, men pulling, . . . . .	33	of gravity, . . . . .	24
Battery, galvanic, . . . . .	343	Galvanism, . . . . .	333
Barometer, . . . . .	140	Galvanic battery, . . . . .	343
construction of, . . . . .	143	Globose form, . . . . .	16
water, . . . . .	144	Gold leaf, . . . . .	11
wheel, . . . . .	145	Governor, . . . . .	163
use of, . . . . .	146	Gravity, force of, . . . . .	24
Brittleness, . . . . .	23	specific, . . . . .	113
Burning Glass, . . . . .	300	not diminished, . . . . .	57
Capstan, . . . . .	70	Gymnotus electricus, . . . . .	337
Casts copied, . . . . .	346	Gunnery, . . . . .	60
Cannon ball, . . . . .	57	Hay, load of, . . . . .	51
Ceres, . . . . .	253	Hardness, . . . . .	21
Centrifugal force, . . . . .	262	Herschel, . . . . .	356
Centripetal force, . . . . .	262	High-pressure engine, . . . . .	107
Camera obscura, . . . . .	326	Hiero's fountain, . . . . .	158
Comets, . . . . .	312	Harp, solar, . . . . .	177
Chromatics, . . . . .	231	Horse power, . . . . .	106
Coal, power of, . . . . .	170	Horizon, . . . . .	368
Convex lens, . . . . .	207	Hydrostatics, . . . . .	101
Condenser, . . . . .	130	Hydrostatic bellows, . . . . .	107
Constellation, . . . . .	245	Hydrometer, . . . . .	116
Cup and shilling, . . . . .	186	Hydrophane, . . . . .	240
Colors of objects, . . . . .	237	Hydraulics, . . . . .	119
Daguerreotype, . . . . .	253	Hydrostatic press, . . . . .	107
Day and night, . . . . .	271	Impenetrability, . . . . .	9
De-composition, . . . . .	12	Inertia, . . . . .	12
Density, . . . . .	18	centre of, . . . . .	53
of the planets, . . . . .	246	Inclined plane, . . . . .	21
Divisibility, . . . . .	11	Juno, . . . . .	253
Ductility, . . . . .	83	Jupiter, . . . . .	254
Earth, . . . . .	251—265	Latitude and longitude, . . . . .	263
circles and divisions of, . . . . .	267	how found, . . . . .	266
distance from the Sun, . . . . .	268	Lenses, . . . . .	266

	Page.		Page.
Lens concave, . . . . .	210	Pump, forcing, . . . . .	149
convex, . . . . .	207	Pulley, . . . . .	88
Lever, . . . . .	70	Whit's, . . . . .	90
compound, . . . . .	76	Rain gauge, . . . . .	183
Level, water, . . . . .	111	Rain, . . . . .	181
Lightning rods, . . . . .	336	Rainbow, . . . . .	233
Light, refraction of, . . . . .	183	Rarity, . . . . .	21
reflection of, . . . . .	183	Revolution of two wheels, . . . . .	341
Longitude, . . . . .	303	Rockets, how moved, . . . . .	19
how found, . . . . .	303	Reflection by lenses, . . . . .	210
Mars, . . . . .	252	Refraction by lenses, . . . . .	206
Magic lantern, . . . . .	230	Retina, . . . . .	219
Magnetism, . . . . .	328	Rotation of a wheel, . . . . .	339
electro, . . . . .	334	Saturn, . . . . .	256
Matter, inertia of, . . . . .	13	Scales, . . . . .	73
Malleability, . . . . .	23	Seasons, . . . . .	272
Magnetic needle, . . . . .	331	heat and cold of, . . . . .	277
Mechanics, . . . . .	68	Screw, . . . . .	94
Metronome, . . . . .	67	perpetual, . . . . .	97
Mercury, . . . . .	250	Archimedes', . . . . .	135
Microscope, . . . . .	230	Sound, propagation of, . . . . .	171
compound, . . . . .	231	reflection of, . . . . .	174
solar, . . . . .	222	Solstices, . . . . .	273
Momentum, . . . . .	38	Summer and winter, . . . . .	279
Mechanical powers, . . . . .	98	Spring, intermitting, . . . . .	118
Mirrors, . . . . .	184	Solar system, . . . . .	341
convex, . . . . .	192	Steeleyards, . . . . .	73
concave, . . . . .	186	Solar and sidereal time, . . . . .	283
plane, . . . . .	190	Stars, fixed, . . . . .	307
metallic, . . . . .	204	Steam engine, . . . . .	152
Moon, . . . . .	252-290	Savary's, . . . . .	153
falling to the Earth, . . . . .	31	Newcomen's, . . . . .	156
phases of, . . . . .	292	Watt's, . . . . .	159
surface of, . . . . .	294	low and high pressure, 165-167	
Motion defined, . . . . .	36	Sun, . . . . .	247
absolute and relative, . . . . .	37	Syphon, . . . . .	117
velocity of, . . . . .	37	Temporary magnets, . . . . .	242
reflected, . . . . .	41	Telescope, . . . . .	223
compound, . . . . .	42	reflecting, . . . . .	226
circular, . . . . .	44	refraction, . . . . .	223
crank, . . . . .	163	Tenacity, . . . . .	23
curvilinear, . . . . .	55	of wood, . . . . .	23
resultant, . . . . .	62	of metals, . . . . .	24
Morse's telegraph, . . . . .	358	Tides, . . . . .	300
Musical strings, . . . . .	177	Torpedo, . . . . .	227
instruments, . . . . .	176	Umbra, . . . . .	299
Musk, scent of, . . . . .	11	Velocity of falling bodies, . . . . .	26
Optics, . . . . .	182	of a ball, . . . . .	60
definitions in, . . . . .	184	Venus, . . . . .	250
Optical instruments, . . . . .	220	Vision, . . . . .	211
Orbit, what, . . . . .	242	perfect, . . . . .	215
Pallas, . . . . .	253	imperfect, . . . . .	216
Plaster of paris casts, . . . . .	345	angle of, . . . . .	217
Planetarium, . . . . .	309	Vesta, . . . . .	253
Planets, . . . . .	241	Vibration of a wire, . . . . .	337
density of, . . . . .	246	Wedge, . . . . .	93
situation of, . . . . .	259	Wheel and axle, . . . . .	77
motions of, . . . . .	260	Windlass, . . . . .	79
Pendulum, . . . . .	64	Water, elasticity of, . . . . .	112
gridiron, . . . . .	65	equal pressure of, . . . . .	103
Penumbra, . . . . .	299	bursting power of, . . . . .	106
Photography, . . . . .	351	raised by ropes, . . . . .	128
Pile-driver, . . . . .	39	running, . . . . .	125
Power varying, . . . . .	81	machines for raising, . . . . .	125
Perkins' experiments, . . . . .	102	wheels, . . . . .	130
Prismatic spectrum, . . . . .	231	Wood, composition of, . . . . .	13
Properties of bodies, . . . . .	9	Whispering gallery, . . . . .	175
Pneumatics, . . . . .	133	Wind, . . . . .	178
Pump, . . . . .	141-148	trade, . . . . .	179
common, . . . . .	148	Zodiac, . . . . .	244
lifting, . . . . .	147		

# NATURAL PHILOSOPHY.

---

## THE PROPERTIES OF BODIES.

1. A BODY is any substance of which we can gain a knowledge by our senses. Hence air, water, and earth, in all their modifications, are called bodies.

2. There are certain properties which are common to all bodies. These are called the essential properties of bodies. They are *Impenetrability*, *Extension*, *Figure*, *Divisibility*, *Inertia*, and *Attraction*.

3. IMPENETRABILITY.—By impenetrability, it is meant that two bodies cannot occupy the same space at the same time, or, that the ultimate particles of matter cannot be penetrated. Thus, if a vessel be exactly filled with water, and a stone, or any other substance heavier than water, be dropped into it, a quantity of water will overflow, just equal to the size of the heavy body. This shows that the stone only separates or displaces the particles of water, and therefore that the two substances cannot exist in the same place at the same time. If a glass tube open at the bottom, and closed with the thumb at the top, be pressed down into a vessel of water, the liquid will not rise up and fill the tube, because the air already in the tube resists it; but if the thumb be removed, so that the air can pass out, the water will instantly rise as high on the inside of the tube as it is on the outside. This shows that the air is impenetrable to the water.

4. If a nail be driven into a board, in common language, it is said to penetrate the wood, but in the language of philosophy it only *separates*, or *displaces* the particles of the wood.

---

What is a body? Mention several bodies. What are the essential properties of bodies? What is meant by *impenetrability*? How is it proved that air and water are impenetrable? When a nail is driven into a board or piece of lead, are the particles of these bodies penetrated or separated?

The same is the case, if the nail be driven into a piece of lead; the particles of the lead are separated from each other, and crowded together, to make room for the harder body, but the particles themselves are by no means penetrated by the nail.

5. When a piece of gold is dissolved in an acid, the particles of the metal are divided, or separated from each other, and diffused in the fluid, but the particles of gold are supposed still to be entire, for if the acid be removed, we obtain the gold again in its solid form, just as though its particles had never been separated.

6. *EXTENSION.*—Every body, however small, must have length, breadth, and thickness, since no substance can exist without them. By extension, therefore, is only meant these qualities. Extension has no respect to the size, or shape of a body.

7. The size and shape of a block of wood a foot square is quite different from that of a walking stick. But they both equally possess length, breadth, and thickness, since the stick might be cut into little blocks, exactly resembling in shape the large one. And these little cubes might again be divided until they were only the hundredth part of an inch in diameter, and still it is obvious, that they would possess length, breadth, and thickness, for they could yet be seen, felt, and measured. But suppose each of these little blocks to be again divided a thousand times, it is true we could not measure them, but still they would possess the quality of extension, as really as they did before division, the only difference being in respect to dimensions.

8. *FIGURE* & *FORM* is the result of extension, for we cannot conceive that a body has length and breadth, without its also having some kind of figure, however irregular.

9. Some solid bodies have certain or determinate forms which are produced by nature, and are always the same wherever they are found. Thus, a crystal of quartz has six sides, while a garnet has twelve sides, these numbers being invariable. Some solids are so irregular, that they cannot be compared with any mathematical figure. This is the case with the fragments of a broken rock, chips of wood, fractured glass, &c.

---

Are the particles of gold dissolved, or only separated, by the acid? What is meant by extension? In how many directions do bodies possess extension? Of what is figure, or form, the result? Do all bodies possess figure? What solids are regular in their forms? What bodies are irregular?

10. Fluid bodies have no determinate forms, but take their shapes from the vessels in which they happen to be placed.

11. *DIVISIBILITY.*—*By the divisibility of matter, we mean that a body may be divided into parts, and that these parts may again be divided into other parts.*

12. It is quite obvious, that if we break a piece of marble into two parts, these two parts may again be divided, and that the process of division may be continued until these parts are so small as not individually to be seen or felt. But as every body, however small, must possess extension and form, so we can conceive of none so minute but that it may again be divided. There is, however, possibly a limit, beyond which bodies cannot be actually divided, for there may be reason to believe that the atoms of matter are indivisible by any means in our power. But under what circumstances this takes place, or whether it is in the power of man during his whole life, to pulverize any substance so finely, that it may not again be broken, is unknown.

13. We can conceive, in some degree, how minute must be the particles of matter, from circumstances that every day come within our knowledge.

14. A single grain of musk will scent a room for years, and still lose no appreciable part of its weight. Here, the particles of musk must be floating in the air of every part of the room; otherwise they could not be every where perceived.

15. Gold is hammered so thin, as to take 282,000 leaves to make an inch in thickness. Here, the particles still adhere to each other, notwithstanding the great surface which they cover,—a single grain being sufficient to extend over a surface of fifty square inches.

16. The ultimate particles of matter, however widely they may be diffused, are not individually destroyed, or lost, but under certain circumstances, may again be collected into a body without change of form. Mercury, water, and many other substances, may be converted into vapor, or distilled in close vessels, without any of their particles being lost. In such cases, there is no decomposition of the substances, but

---

What is meant by divisibility of matter? Is there any limit to the divisibility of matter? Are the atoms of matter divisible? What examples are given of the divisibility of matter? How many leaves of gold does it take to make an inch in thickness? How many square inches may a grain of gold be made to cover? Under what circumstances may the particles of matter again be collected in their original form?

only a change of form by the heat, and hence the mercury and water assume their original state again on cooling.

17. When bodies suffer decomposition or decay, their elementary particles, in like manner, are neither destroyed nor lost, but only enter into new arrangements or combinations with other bodies.

18. When a piece of wood is heated in a close vessel, such as a retort, we obtain water, an acid, several kinds of gas, and there remains a black, porous substance, called charcoal. The wood is thus decomposed, or destroyed, and its particles take a new arrangement, and assume new forms, but that nothing is lost is proved by the fact, that if the water, acid, gasses, and charcoal, be collected and weighed, they will be found exactly as heavy as the wood was before distillation.

19. Bones, flesh, or any animal substance, may in the same manner be made to assume new forms, without losing a particle of the matter which they originally contained.

20. The decay of animal or vegetable bodies in the open air, or in the ground, is only a process by which the particles of which they were composed, change their places and assume new forms.

21. The decay and decomposition of animals and vegetables on the surface of the earth form the soil, which nourishes the growth of plants and other vegetables; and these, in their turn, form the nutriment of animals. Thus is there a perpetual change from death to life, and from life to death, and as constant a succession in the forms and places, which the particles of matter assume. Nothing is lost, and not a particle of matter is struck out of existence. The same matter of which every living animal, and every vegetable was formed, before and since the flood, is still in existence. As nothing is lost or annihilated, so it is probable that nothing has been added, and that we, ourselves, are composed of particles of matter as old as the creation. In time, we must, in our turn, suffer decomposition, as all forms have done before us, and thus resign the matter of which we are composed, to form new existences.

22. **INERTIA.**—*Inertia means passiveness or want of power. Thus matter is, of itself, equally incapable of putting itself in motion, or of bringing itself to rest when in motion.*

---

When bodies suffer decay, are their particles lost? What becomes of the particles of bodies which decay? Is it probable that any matter has been annihilated or added, since the first creation? What is said of the particles of matter of which we are made? What does inertia mean?

23. It is plain that a rock on the surface of the earth never changes its position in respect to other things on the earth. It has of itself no power to move, and would, therefore, for ever lie still, unless moved by some external force. This fact is proved by the experience of every person, for we see the same objects lying in the same positions all our lives. Now, it is just as true, that inert matter has no power to bring itself to rest, when once put in motion, as it is that it cannot put itself in motion when at rest, for having no life, it is perfectly passive, both to motion and rest, and therefore either state depends entirely upon circumstances.

24. Common experience proving that matter does not put itself in motion, we might be led to believe, that rest is the natural state of all inert bodies, but a few considerations will show, that motion is as much the natural state of matter as rest, and that either state depends on the resistance, or impulse, of external causes.

25. If a cannon ball be rolled upon the ground, it will soon cease to move, because the ground is rough, and presents impediments to its motion; but if it be rolled on the ice, its motion will continue much longer, because there are fewer impediments, and consequently, the same force of impulse will carry it much farther. We see from this, that with the same impulse, the distance to which the ball will move must depend on the impediments it meets with, or the resistance it has to overcome. But suppose that the ball and ice were both so smooth as to remove as much as possible the resistance caused by friction, then it is obvious that the ball would continue to move longer, and go to a greater distance. Next suppose we avoid the friction of the ice, and throw the ball through the air, it would then continue in motion still longer with the same force of projection, because the air alone presents less impediment than the air and ice, and there is now nothing to oppose its constant motion, except the resistance of the air, and its own weight, or gravity.

26. If the air be exhausted, or pumped out of a vessel by means of an air pump, and a common top, with a small, hard point, be set in motion in it, the top will continue to spin for hours, because the air does not resist its motion. A pendulum, set in motion, in an exhausted vessel, will continue to swing, without the help of clock work, for a whole day,

---

Is rest or motion the natural state of matter? Why does the ball roll farther on the ice than on the ground? What does this prove? Why, with the same force of projection, will a ball move farther through the air than on the ice?



because there is nothing to resist its perpetual motion but the small friction at the point where it is suspended, and gravity.

27. We see, then, that it is the resistance of the air, of friction, and of gravity, which causes bodies once in motion to cease moving, or come to rest, and that dead matter, of itself, is equally incapable of causing its own motion, or its own rest.

28. We have perpetual examples of the truth of this doctrine, in the moon, and other planets. These vast bodies move through spaces which are void of the obstacles of air and friction, and their motions are the same that they were thousands of years ago, or at the beginning of creation.

29. *ATTRACTION.*—*By attraction is meant that property or quality in the particles of bodies, which makes them tend toward each other.*

30. We know that substances are composed of small atoms or particles of matter, and that it is a collection of these, united together, that forms all the objects with which we are acquainted. Now, when we come to divide, or separate any substance into parts, we do not find that its particles have been united or kept together by glue, little nails, or any such mechanical means, but that they cling together by some power, not obvious to our senses. This power we call *attraction*, but of its nature or cause, we are entirely ignorant. Experiment and observation, however, demonstrate, that this power pervades all material things, and that under different modifications, it not only makes the particles of bodies adhere to each other, but is the cause which keeps the planets in their orbits as they pass through the heavens.

31. Attraction has received different names, according to the circumstances under which it acts.

32. The force which keeps the particles of matter together, to form bodies, or masses, is called *attraction of cohesion*. That which inclines different masses towards each other, is called *attraction of gravitation*. That which causes liquids to rise in tubes, is called *capillary attraction*. That which forces the particles of substances of different kinds to unite,

---

Why will a top spin, or a pendulum swing, longer in an exhausted vessel than in the air? What are the causes which resist the perpetual motion of bodies? Where have we an example of continued motion without the existence of air and friction? What is meant by attraction? What is known about the cause of attraction? Is attraction common to all kinds of matter, or not? What effect does this power have upon the planets? Why has attraction received different names?

is known under the name of *chemical attraction*. That which causes the needle to point constantly towards the poles of the earth is *magnetic attraction*; and that which is excited by friction in certain substances, is known by the name of *electrical attraction*.

33. The following illustrations, it is hoped, will make each kind of attraction distinct and obvious to the mind of the student.

34. *ATTRACTION OF COHESION acts only at insensible distances, as when the particles of bodies apparently touch each other.*

35. Take two pieces of lead, of a round form, an inch in diameter, and two inches long; flatten one end of each, and make through it an eye-hole for a string. Make the other ends of each as smooth as possible, by cutting them with a sharp knife. If now the smooth surfaces be brought together, with a slight turning pressure, they will adhere with such force that two men can hardly pull them apart by the two strings.

36. In like manner, two pieces of plate glass, when their surfaces are cleaned from dust, and they are pressed together, will adhere with considerable force. Other smooth substances present the same phenomena.

37. This kind of attraction is much stronger in some bodies than in others. Thus, it is stronger in the metals than in most other substances and in some of the metals it is stronger than in others. In general it is most powerful among the particles of solid bodies, weaker among those of liquids, and probably entirely wanting among elastic fluids, such as air, and the gases.

38. Thus, a small iron wire will hold a suspended weight of many pounds, without having its particles separated; the particles of water are divided by a very small force, while those of air are still more easily moved among each other. These different properties depend on the force of cohesion with which the several particles of these bodies are united.

39. When the particles of fluids are left to arrange themselves according to the laws of attraction, the bodies which they compose assume the form of a globe or ball.

40. Drops of water thrown on an oiled surface, or on wax,

---

How many kinds of attraction are there? How does the attraction of cohesion operate? What is meant by attraction of gravitation? What by capillary attraction? What by chemical attraction? What is that which makes the needle point towards the pole? How is electrical attraction excited? Give an example of cohesive attraction. In what substances is cohesive attraction the strongest? In what substance is it weakest?

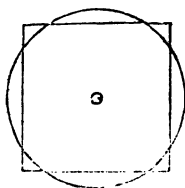
—globules of mercury,—hail-stones,—a drop of water adhering to the end of the finger,—tears running down the cheeks, and dew drops on the leaves of plants, are all examples of this law of attraction. The manufacture of shot is also a striking illustration. The lead is melted and poured into a sieve, at the height of about two hundred feet from the ground. The stream of lead, immediately after leaving the sieve, separates into round globules, which, before they reach the ground, are cooled and become solid, and thus are formed the shot used by sportsmen.

41. To account for the globular form in all these cases, we have only to consider that the particles of matter are mutually attracted towards a common centre, and in liquids being free to move, they arrange themselves accordingly.

42. In all figures except the globe, or ball, some of the particles must be nearer the centre than others. But in a body that is perfectly round, every part of the outside is exactly at the same distance from the centre.

43. Thus, the corners of a cube, or square, are at much greater distances from the centre than the sides, while the circumference of a circle or ball is every where at the same distance from it. This difference is shown by fig. 1, and it is quite obvious, that if the particles of matter are equally attracted towards the common centre, and are free to arrange themselves, no other figure could possibly be formed, since then every part of the outside is equally attracted.

Fig. 1.



44. The sun, earth, moon, and indeed all the heavenly bodies, are illustrations of this law, and therefore were probably in so soft a state when first formed, as to allow their particles freely to arrange themselves accordingly.

45. *ATTRACTION OF GRAVITATION.*—As the attraction of cohesion unites the particles of matter into masses or bodies, so the attraction of gravitation tends to force these masses towards each other, to form those of still greater dimensions. The term gravitation, does not here strictly refer to the weight of

---

Why are the particles of fluids more easily separated than those of solids? What form do fluids take, when their particles are left to their own arrangement? Give examples of this law. How is the globular form which liquids assume accounted for? If the particles of a body are free to move, and are equally attracted towards the centre, what must be its figure? Why must the figure be a globe?

bodies, but to the attraction of the masses of matter towards each other, whether downwards, upwards, or horizontally.

46. The attraction of gravitation is mutual, since all bodies not only attract other bodies, but are themselves attracted.

47. Two cannon balls, when suspended by long cords, so as to hang quite near each other, are found to exert a mutual attraction, so that neither of the cords are exactly perpendicular, but they approach each other, as in fig. 2.

48. In the same manner, the heavenly bodies, when they approach each other, are drawn out of the line of their paths, or orbits, by mutual attraction.

49. The force of attraction increases in proportion as bodies approach each other, and by the same law it must diminish in proportion as they recede from each other.

50. Attraction, in technical language, is inversely as the squares of the distances between the two bodies. That is, in proportion as the square of the distance increases, in the same proportion attraction decreases, and so the contrary. Thus, if at the distance of 2 feet, the attraction be equal to 4 pounds, at the distance of 4 feet, it will be only 1 pound; for the square of 2 is 4, and the square of 4 is 16, which is 4 times the square of 2. On the contrary, if the attraction at the distance of 6 feet be 3 pounds, at the distance of 2 feet it will be 9 times as much, or 27 pounds, because 36, the square of 6, is equal to 9 times 4, the square of 2.

51. The intensity of light is found to increase and diminish in the same proportion. Thus, if a board a foot square, be placed at the distance of one foot from a candle, it will be found to hide the light from another board of two feet square, at the distance of two feet from the candle. Now a board of two feet square is just four times as large as one of one foot square, and therefore the light at double the distance being spread over 4 times the surface, has only one fourth the intensity.

Fig. 2.

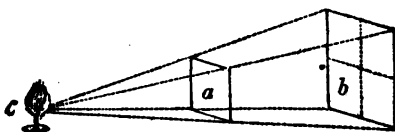



---

What great natural bodies are examples of this law? What is meant by attraction of gravitation? Can one body attract another without being itself attracted? How is it proved that bodies attract each other? By what law, or rule, does the force of attraction increase? Give an example of this rule.

52. The experiment may be easily tried, or may be readily understood by fig. 3, where *c* represents the candle, *a* the small board, and *b* the large one; *b* being four times the size of *a*.

Fig. 3.



The force of the attraction of gravitation, is in proportion to the quantity of matter the attracting body contains.

Some bodies of the same bulk contain a much greater quantity of matter than others; thus a piece of lead contains about twelve times as much matter as a piece of cork of the same dimensions, and therefore a piece of lead of any given size, and a piece of cork twelve times as large, will attract each other equally.

53. CAPILLARY ATTRACTION.—*The force by which small tubes, or porous substances, raise liquids above their levels, is called capillary attraction.*

If a small glass tube be placed in water, the water on the inside will be raised above the level of that on the outside of the tube. The cause of this seems to be nothing more than the ordinary attraction of the particles of matter for each other. The sides of a small orifice are so near each other, as to attract the particles of the fluid on their opposite sides, and as all attraction is strongest in the direction of the greatest quantity of matter, the water is raised upwards, or in the direction of the length of the tube. On the outside of the tube, the opposite surfaces, it is obvious, cannot act on the same column of water, and therefore the influence of attraction is here hardly perceptible in raising the fluid. This seems to be the reason why the fluid rises higher on the inside than on the outside of the tube.

54. *Diminution of Density.*—In addition to attraction, as a cause by which water is sustained in capillary tubes, that of the rapid diminution of the density of the fluid at the sur-

---

How is it shown that the intensity of light increases and diminishes in the same proportion as the attraction of matter? Do bodies attract in proportion to bulk, or quantity of matter? What would be the difference of attraction between a cubic inch of lead, and a cubic inch of cork? Why would there be so much difference? What is meant by capillary attraction? How is this kind of attraction illustrated with a glass tube?

face, has been suggested. This circumstance, though it has been entirely neglected by former inquirers, is not only essential to the true investigation of the effects of capillary action, but it has been demonstrated, that if there was no loss of density at the surface of the liquid, it would always remain plane and horizontal in the tube.

55. It is well known that mercury in a small vertical tube is depressed around the sides next the glass, but rises in the centre, forming the section of a ball. This is owing to the strong attraction the particles of this metal have for each other, while they appear to have none for the glass. This attraction is beautifully shown by the little bright globules which mercury forms on being thrown on a smooth surface.

56. A great variety of porous substances are capable of this kind of attraction. If a piece of sponge or a lump of sugar be placed, so that its lowest corner touches the water, the fluid will rise up and wet the whole mass. In the same manner, the wick of a lamp will carry up the oil to supply the flame, though the flame is several inches above the level of the oil. If the end of a towel happens to be left in a basin of water, it will empty the basin of its contents. And on the same principle, when a dry wedge of wood is driven into the crevice of a rock, and afterwards moistened with water, as when the rain falls upon it, it will absorb the water, swell, and sometimes split the rock. In Germany, mill-stone quarries are worked in this manner.

57. *CHEMICAL ATTRACTION takes place between the particles of substances of different kinds, and unites them into one compound.*

58. This species of attraction takes place only between the particles of certain substances, and is not, therefore, a universal property. It is also known under the name of *chemical affinity*, because it is said that the particles of substances having an affinity between them, will unite, while those having no affinity for each other do not readily enter into union.

59. There seems, indeed, in this respect, to be very singu-

---

Why does the water rise higher in the tube than it does on the outside? Give some common illustrations of this principle? Why is mercury in a tube convex on the surface? What is said of diminution of density in accounting for capillary attraction? Why does mercury form a section of a ball in a glass tube? What is the effect of chemical attraction? By what other name is this kind of attraction known? What effect is produced when marble and sulphuric acid are brought together? What is the effect when glass and this acid are brought together? What is the reason of this difference?

lar preferences, and dislikes, existing among the particles of matter. Thus, if a piece of marble be thrown into sulphuric acid, their particles will unite with great rapidity and commotion, and there will result a compound differing in all respects from the acid or the marble. But if a piece of glass, quartz, gold, or silver, be thrown into this acid, no change is produced on either, because their particles have no affinity.

Sulphur and quicksilver, when heated together, will form a beautiful red compound, known under the name of *vermilion*, and which has none of the qualities of sulphur or quicksilver.

60. Oil and water have no affinity for each other, but potash has an attraction for both, and therefore oil and water will unite when potash is mixed with them. In this manner, the well known article called *soap* is formed. But the potash has a stronger attraction for an acid than it has for either the oil or the water; and therefore when soap is mixed with an acid, the potash leaves the oil, and unites with the acid, thus destroying the old compound, and at the same instant forming a new one. The same happens when soap is dissolved in any water containing an acid, as the water of the sea, and of certain wells. The potash forsakes the oil, and unites with the acid, thus leaving the oil to rise to the surface of the water. Such waters are called *hard*, and will not wash, because the acid renders the potash a neutral substance.

61. MAGNETIC ATTRACTION.—There is a certain ore of iron, a piece of which, being suspended by a thread, will always turn one of its sides to the north. This is called the *loadstone*, or *natural magnet*, and when it is brought near a piece of iron, or steel, a mutual attraction takes place, and under certain circumstances, the two bodies will come together and adhere to each other. This is called *Magnetic Attraction*. When a piece of steel or iron is rubbed with a magnet, the same virtue is communicated to the steel, and it will attract other pieces of steel, and if suspended by a string, one of its ends will constantly point towards the north, while the other, of course, points towards the south. This is called an *artificial magnet*. The *magnetic needle* is a piece of steel, first

---

How may oil and water be made to unite? What is the composition thus formed called? How does an acid destroy this compound? What is the reason that hard water will not wash? What is a natural magnet? What is meant by magnetic attraction? What is an artificial magnet? What is a magnetic needle? What is its use?

touched with the loadstone, and then suspended, so as to turn easily on a point. By means of this instrument, the mariner guides his ship through the pathless ocean. See *Magnetism*.

62. ELECTRICAL ATTRACTION.—When a piece of glass, or sealing-wax, is rubbed with the dry hand, or a piece of cloth, and then held towards any light substance, such as hair, or thread, the light body will be attracted by it, and will adhere for a moment to the glass or wax. The influence which thus moves the light body is called *Electrical Attraction*. When the light body has adhered to the surface of the glass for a moment, it is again thrown off, or repelled, and this is called *Electrical Repulsion*. See *Electricity*.

63. We have thus described and illustrated all the universal or inherent properties of bodies, and have also noticed the several kinds of attraction which are peculiar, namely, Chemical, Magnetic, and Electrical. There are still several properties to be mentioned. Some of them belong to certain bodies in a peculiar degree, while other bodies possess them but slightly. Others belong exclusively to certain substances, and not at all to others. These properties are as follows.

64. DENSITY.—*This property relates to the compactness of bodies, or the number of particles which a body contains within a given bulk. It is closeness of texture.* Bodies which are most dense, are those which contain the least number of pores. Hence the density of the metals is much greater than the density of wood. Two bodies being of equal bulk, that which weighs most, is most dense. Some of the metals may have this quality increased by hammering, by which their pores are filled up and their particles are brought nearer to each other. The density of air is increased by forcing more into a close vessel than it naturally contained.

65. RARITY.—*This is the quality opposite to density, and means that the substance to which it is applied is porous and light.* Thus air, water, and ether, are rare substances, while gold, lead, and platina, are dense bodies.

66. HARDNESS.—*This property is not in proportion, as might be expected, to the density of the substance, but to the force with which the particles of a body cohere, or keep their*

---

What is meant by electrical attraction? What is electrical repulsion? What is density? What bodies are most dense? How may this quality be increased in the metals? What is rarity? What are rare bodies? What are dense bodies? How does hardness differ from density? Why will glass scratch gold or platina?



places. Glass, for instance, will scratch gold or platina, though these metals are much more dense than glass. It is probable, therefore, that these metals contain the greatest number of particles, but that those of the glass are more firmly fixed in their places.

Some of the metals can be made hard or soft at pleasure. Thus steel when heated, and then suddenly cooled, becomes harder than glass, while if allowed to cool slowly, it is soft and flexible.

67. *ELASTICITY is that property in bodies by which, after being forcibly compressed or bent, they regain their original state when the force is removed.*

Some substances are highly elastic, while others want this property entirely. The separation of two bodies after impact, or striking together, is a proof that one or both are elastic. In general, most hard and dense bodies possess this quality in greater or less degree. Ivory, glass, marble, flint, and ice, are elastic solids. An ivory ball, dropped upon a marble slab, will bound nearly to the height from which it fell, and no mark will be left on either. India rubber is exceedingly elastic, and on being thrown forcibly against a hard body, will bound to an amazing distance.

Putty, dough, and wet clay, are examples of the entire want of elasticity, and if either of these be thrown against an impediment, they will be flattened, stick to the place they touch, and never, like elastic bodies, regain their former shapes.

Among fluids, water, oil, and in general all such substances as are denominated liquids, are nearly inelastic, while air and the gaseous fluids, are the most elastic of all.

*BRITTLINESS is the property which renders substances broken, or separated into irregular fragments. This property belongs chiefly to hard bodies.*

It does not appear that brittleness is entirely opposed to elasticity, since in many substances, both these properties are united. Glass is the standard, or type of brittleness, and yet a ball, or fine threads of this substance, are highly elastic, as may be seen by the bounding of the one, and the spring-

---

What metal can be made hard or soft at pleasure? What is meant by elasticity? How is it known that bodies possess this property? Mention several elastic solids. Give examples of inelastic solids. Do liquids possess this property? What are the most elastic of all substances? What is brittleness? Are brittleness and elasticity ever found in the same substance? Give examples.

ing of the other. Brittleness often results from the treatment to which substances are submitted. Iron, steel, brass, and copper, become brittle when heated and suddenly cooled; but if cooled slowly, they are not easily broken.

69. **MALLEABILITY.**—*Capability of being drawn under the hammer, or rolling press.* This property belongs to some of the metals, but not to all, and is of vast importance to the arts and conveniences of life.

The malleable metals are, gold, silver, iron, copper, and some others. Antimony, bismuth, and cobalt, are brittle metals. Brittleness is therefore the opposite of malleability.

Gold is the most malleable of all substances. It may be drawn under the hammer so thin that light may be seen through it. Copper and silver are also exceedingly malleable.

70. **DUCTILITY**, is that property in substances which renders them susceptible of being drawn into wire.

We should expect that the most malleable metals would also be the most ductile; but experiment proves that this is not the case. Thus, tin and lead may be drawn into thin leaves, but cannot be drawn into small wire. Gold is the most malleable of all the metals, but platina is the most ductile. Dr. Wollaston drew platina into threads not much larger than a spider's web.

71. **TENACITY**, in common language called toughness, refers to the force of cohesion among the particles of bodies. Tenacious bodies are not easily pulled apart. There is a remarkable difference in the tenacity of different substances. Some possess this property in a surprising degree, while others are torn asunder by the smallest force.

72. **Tenacity of Wood.**—The following is a tabular view of the absolute cohesion of the principal kinds of timber employed in the arts, and in building, showing the weight which would rend a rod an inch square, and also the length of the rod, which if suspended, would be torn asunder by its own weight.

73. It appears by experiment, that the following is the average tenacity of the kinds of wood named, but it is found that there is much difference in the strength of the same species of wood and even of the different parts of the same tree.

---

How are iron, steel, and brass, made brittle? What does malleability mean? What metals are malleable, and what are brittle? Which is the most malleable metal? What is meant by ductility? Are the most malleable metals the most ductile? What is meant by tenacity? From what does this property arise?

74. The first line refers to the weight, and the other to the strength.

	Pounds.	Fest.
Teak, . . . . .	12,915	36,049
Cedar, . . . . .	11,580	32,900
Sycamore, . . . . .	9,630	35,800
Roan, . . . . .	12,225	38,940
Ash, . . . . .	14,130	39,050
Elm, . . . . .	9,540	40,500
Larch, . . . . .	12,240	42,160

75. *Tenacity of the Metals.*—The metals differ much more widely in their tenacity than the woods. According to the experiments of Mr. Rennie, the cohesive power of the several metals named below, each an inch square, is equal to the number of pounds marked in the table, while the first indicate the length required to separate each metal by its own weight.

	Pounds.	Fest.
Cast steel, . . . . .	134,256	39,455
Malleable iron, . . . . .	72,064	19,740
Cast iron, . . . . .	19,096	6,110
Yellow brass, . . . . .	17,958	5,180
Cast copper, . . . . .	19,072	5,093
Cast tin, . . . . .	4,736	1,496
Cast lead, . . . . .	1,824	348

The cohesion of fluids, it is difficult to measure, though some indication of this property is derived by the different sizes of the drops of each on a plane surface.

76. *RECAPITULATION.*—The common, or essential properties of bodies, are, Impenetrability, Extension, Figure, Divisibility, Inertia, and Attraction. Attraction is of several kinds, namely, Attraction of cohesion, Attraction of gravitation, Capillary attraction, Chemical attraction, Magnetic attraction, and Electrical attraction.

77. The peculiar properties of bodies are, Density, Rarity, Hardness, Elasticity, Brittleness, Malleability, Ductility, and Tenacity.

#### FORCE OF GRAVITY.

78. The force by which bodies are drawn towards each other in the mass, and by which they descend towards the earth when suspended or let fall from a height, is called the force of gravity.

What metals are most tenacious? What metals are least tenacious? What are the essential properties of bodies? How many kinds of attraction are there? What are the peculiar properties of bodies? What is gravity?

79. The attraction which the earth exerts on all bodies near its surface, is called *terrestrial gravity*, and the force with which any substance is drawn downwards, is called its *weight*.

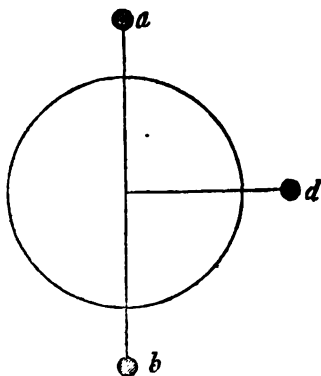
80. All falling bodies tend downwards towards the centre of the earth, in a straight line from the point where they are let fall. If then a body be let fall in any part of the world, the line of its direction will be perpendicular to the earth's surface. It follows, therefore, that two falling bodies, on opposite parts of the earth, mutually fall towards each other.

81. Suppose a cannon ball to be disengaged from a height opposite to us, on the other side of the earth, its motion in respect to us would be upward, while the downward motion from where we stand, would be upward in respect to those who stand opposite to us, or on the other side of the earth.

82. In like manner if the falling body be a quarter, instead of half the distance round the earth from us, its line of direction would be directly across, or at right-angles with the line already supposed.

83. This will be readily understood by fig. 4, where the circle is supposed to be the circumference of the earth, *a*, the ball falling towards its upper surface, where we stand; *b*, a ball falling towards the opposite side of the earth, but ascending in respect to us; and *d*, a ball descending at the distance of a quarter of the circle, from the other two, and crossing the line of their direction at right-angles.

Fig. 4.



84. It will be obvious, therefore, that what we call *up* and *down* are merely relative terms, and that what is down in respect to us, is up in respect to those who live on the oppo-

---

What is terrestrial gravity? To what point in the earth do falling bodies tend? In what direction will two falling bodies from opposite parts of earth tend, in respect to each other? In what direction will one from way between them meet their line? How is this shown by the figure? the terms *up* and *down* relative, or positive, in their meaning.

side side of the earth, and so the contrary. Consequently, *down* every where means towards the centre of the earth, and *up*, from the centre of the earth, because all bodies descend towards the earth's centre, from whatever part they are let fall. This will be apparent when we consider, that as the earth turns over every 24 hours, we are carried with it through the points *a*, *d*, and *b*, fig. 4; and therefore, if a ball is supposed to fall from the point *a*, say at 12 o'clock, and the same ball to fall again from the same point above the earth, at 6 o'clock, the two lines of direction will be at right-angles, as represented in the figure, for that part of the earth which was under *a* at 12 o'clock, will be under *d* at 6 o'clock, the earth having in that time performed one quarter of its daily revolution. At 12 o'clock at night, if the ball be supposed to fall again, its line of direction will be at right-angles with that of its last descent, and consequently it will *ascend* in respect to the point on which it fell 12 hours before, because the earth would have then gone through one half her daily rotation, and the point *a* would be at *b*.

The velocity or rapidity of every falling body, is uniformly accelerated, or increased, in its approach towards the earth, from whatever height it falls.

85. If a rock is rolled from a steep mountain, its motion is at first slow and gentle, but as it proceeds downwards, it moves with perpetually increased velocity, seeming to gather fresh speed every moment, until its force is such that every obstacle is overcome; trees and rocks are beat from its path, and its motion does not cease until it has rolled to a great distance on the plain.

#### VELOCITY OF FALLING BODIES.

86. The same principle of increased velocity as bodies descend from a height, is curiously illustrated by pouring molasses or thick syrup from an elevation to the ground. The bulky stream, of perhaps two inches in diameter, where it leaves the vessel, as it descends, is reduced to the size of a straw, or knitting needle; but what it wants in bulk is made up in velocity, for the small stream at the ground will fill a vessel just as soon as the large one at the outlet.

---

What is understood by *down* in any part of the earth? Suppose a ball be let fall at 12 and then at 6 o'clock, in what direction would the lines of their descent meet each other? Suppose two balls to descend from opposite sides of the earth, what would be their direction in respect to each other? What is said concerning the motions of falling bodies? How is this increased velocity illustrated?

87. For the same reason, a man may leap from a chair without danger, but if he jumps from the house top, his velocity becomes so much increased, before he reaches the ground, as to endanger his life by the blow.

It is found by experiment, that the motion of a falling body is increased, or accelerated, in regular mathematical proportions.

88. These increased proportions do not depend on the increased weight of the body, because it approaches nearer the centre of the earth, but on the constant operation of the force of gravity, which perpetually gives new impulses to the falling body, and increases its velocity.

89. It has been ascertained by experiment, that a body, falling freely, and without resistance, passes through a space of 16 feet and 1 inch during the first second of time. Leaving out the inch, which is not necessary for our present purpose, the ratio of descent is as follows.

90. If the height through which a body falls in one second of time be known, the height which it falls in any proposed time may be computed. For since the height is proportional to the square of the time, the height through which it will fall in *two* seconds will be *four* times that which it falls through in *one* second. In *three* seconds it will fall through *nine* times that space; in *four* seconds *sixteen* times that of the first second; in *five* seconds, *twenty-five* times, and so on in this proportion.

91. The following, therefore, is a general rule to find the height through which a body will fall in any given time.

92. *Rule.—Reduce the given time to seconds; take the square of the number of seconds in the time, and multiply the height through which the body falls in one second by that number, and the result will be the height sought.*

93. The following table exhibits the height and corresponding times as far as 10 seconds.

Time	1	2	3	4	5	6	7	8	9	10
Height	1	4	9	16	25	36	49	64	81	100

94. Each unit in the upper row expresses a second of time, and each number in the second row expresses the height through which a body falls freely in a second.

---

Why is there any more danger in jumping from the house top than from a chair? What number of feet does a falling body pass through in the first second? If a body fall from a certain height in two seconds, what proportion to this will it fall in four seconds? What is the rule by which the height from which a body falls may be found?

95. Now, as the body falls at the rate of 16 feet during the first second, this number, according to the rule, multiplied by the square of the time, that is, by the numbers expressed in the second line, will show the actual distance through which the body falls.

96. Thus we have for the *first* second 16 feet; for the end of the *second*,  $4 \times 16 = 64$  feet; *third*,  $9 \times 16 = 144$ ; *fourth*,  $16 \times 16 = 256$ ; *fifth*,  $25 \times 16 = 400$ ; *sixth*,  $36 \times 16 = 576$ ; *seventh*,  $49 \times 16 = 784$ ; and for the 10 seconds 1600 feet.

97. If, on dropping a stone from a precipice, or into a well, we count the seconds from the instant of letting it fall until we hear it strike, we may readily estimate the height of the precipice, or the depth of the well. Thus suppose it is 5 seconds in falling, then we only have to square the seconds, and multiply this by the distance the body falls in one second. We have then  $5 \times 5 = 25$ , the square, which  $25 \times 16 = 400$  feet, the depth of the well.

98. Thus it appears, that to ascertain the velocity with which a body falls in any given time, we must know how many feet it fell during the first second: the velocity acquired in one second, and the space fallen through during that time, being the fundamental elements of the whole calculation, and all that are necessary for the computation of the various circumstances of falling bodies.

99. The difficulty of calculating exactly the velocity of a falling body from an actual measurement of its height, and the time which it takes to reach the ground, is so great, that no accurate computation could be made from such an experiment.

100. *Atwood's Machine*.—This difficulty has, however, been overcome by a curious piece of machinery, invented for this purpose by Mr. Atwood.

101. This machine consists of two upright posts of wood, fig. 5, with cross pieces, as shown in the figure. The weights *a* and *b*, are of the same size, and made to balance each other very exactly, and are connected by the thread which passes over the wheel *c*; *f*, is a ring through which the weight *a* passes, and *g* is a stage on which the weight rests in its descent. The ring and stage both slide up and down, and are fixed at pleasure by thumb screws. The post *h* is a graduated scale, and the pendulum *k*, is kept

---

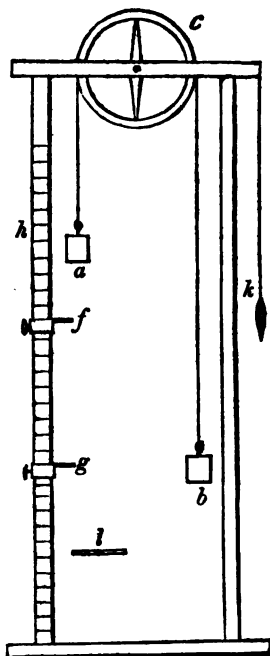
How many feet will a body fall in nine seconds? Is the velocity of a falling body calculated from actual measurement, or by a machine? Describe the operation of Mr. Atwood's machine for estimating the velocities of falling bodies.

in motion by clock-work;  
 4, is a small bar of metal,  
 weighing a quarter of an  
 ounce, and longer than the  
 diameter of the ring *f*.

102. When the machine  
 is to be used, the weight *a*  
 is drawn up to the top of the  
 scale, and the ring and stage  
 are placed a certain num-  
 ber of inches from each other.  
 The small bar *l*, is then pla-  
 ced across the weight *a*, by  
 means of which it is made  
 slowly to descend. When it  
 has descended to the ring,  
 the small weight *l*, is taken  
 off by the ring, and thus the  
 two weights are left equal to  
 each other. Now it must be  
 observed, that the motion,  
 and descent of the weight *a*,  
 is entirely owing to the gravi-  
 tating force of the weight *l*,  
 until it arrives at the ring *f*,  
 when the action of gravity  
 is suspended, and the large  
 weight continues to move  
 downwards to the stage, in  
 consequence of the velocity it  
 had acquired previously to  
 that time.

103. To comprehend the accuracy of this machine, it must  
 be understood that the velocities of gravitating bodies are  
 supposed to be equal, whether they are large or small, this  
 being the case when no calculation is made for the resistance  
 of the air. Consequently, the weight of a quarter of an  
 ounce placed on the large weight *a*, is a representative of all  
 other solid descending bodies. The slowness of its descent,  
 when compared with freely gravitating bodies, is only a con-  
 venience by which its motion can be accurately measured,

Fig. 8.



After the small weight is taken off by the ring, why does the large weight  
 continue to descend? Does this machine show the actual velocity of a falling  
 body, or only its increase?



for it is the *increase* of velocity which the machine is designed to ascertain, and not the *actual* velocity of falling bodies.

104. Now it will be readily comprehended, that in this respect, it makes no difference how slowly a body falls, *provided it follows the same laws as other descending bodies*, and it has already been stated, that all estimates on this subject are made from the known distance a body descends during the first second of time.

105. It follows, therefore, that if it can be ascertained exactly, how much faster a body falls during the third, fourth, or fifth second, than it did during the first second, by knowing how far it fell during the first second, we should be able to estimate the distance it would fall during all succeeding seconds.

106. If, then, by means of a pendulum beating seconds, the weight *a* should be found to descend a certain number of inches during the first second, and another certain number during the next second, and so on, the ratio of increased descent would be precisely ascertained, and could be easily applied to the falling of other bodies; and this is the use to which this instrument is applied.

107. By this machine it can also be ascertained how much the actual velocity of a falling body depends on the force of gravity, and how much on acquired velocity, for the force of gravity gives motion to the descending weight only until it arrives at the ring, after which the motion is continued by the velocity it had before acquired.

108. From experiments accurately made with this machine, it has been fully established, that if the time of a falling body be divided into equal parts, say into seconds, the spaces through which it falls in each second, taken separately, will be as the odd numbers, 1, 3, 5, 7, 9, and so on, as already stated. To make this plain, suppose the times occupied by the falling body to be 1, 2, 3, and 4 seconds; then the spaces fallen through will be as the squares of these seconds, or times, viz. 1, 4, 9, and 16, the square of 1 being 1, the square of 2 being 4, the square of 3, 9, and so on. The distance fallen through, therefore, during the second second, may be found, by taking 1, the distance corresponding to one second, from 4, the distance corresponding to 2

---

How does Mr. Atwood's machine show how much the celerity of a body depends upon gravity, and how much on acquired velocity? Suppose the times of a falling body are as the numbers 1, 2, 3, 4, what will be the numbers representing the spaces through which it falls? Suppose a body falls 16 feet the first second, how far will it fall the third second?

seconds, and is therefore 3. For the third second, take 4 from 9, and therefore the distance will be 5. For the fourth second, take 9 from 16, and the distance will be 7, and so on. During the first second, then, the body falls a certain distance; during the next second, it falls three times that distance; during the third, five times the distance; during the fourth, seven times that distance, and so continually in that proportion.

109. It will be readily conceived, that solid bodies falling from great heights, must ultimately acquire an amazing velocity by this proportion of increase. An ounce ball of lead, let fall from a certain height towards the earth, would thus acquire a force ten or twenty times as great as when shot out of a rifle. By actual calculation, it has been found that were the moon to lose her projectile force, which counterbalances the earth's attraction, she would fall to the earth in four days and twenty hours, a distance of 240,000 miles. And were the earth's projectile force destroyed, it would fall to the sun in sixty-four days and ten hours, a distance of 95,000,000 of miles.

110. Every one knows by his own experience the different effects of the same body falling from a great or a small height. A boy will toss up his leaden bullet and catch it with his hand, but he soon learns, by its painful effects, not to throw it too high. The effects of hail-stones on window glass, animals, and vegetation, are often surprising, and sometimes calamitous illustrations of the velocity of falling bodies.

111. It has been already stated, that the velocities of solid bodies falling from a given height, towards the earth, are equal, or in other words, that an ounce ball of lead will descend in the same time as a pound ball of lead.

112. This is true in theory, but there is a slight difference in this respect in favor of the velocity of the larger body, owing to the resistance of the atmosphere. We, however, shall at present consider all solids, of whatever size, as descending through the same spaces in the same times, this being exactly true when they pass without resistance.

113. To comprehend the reason of this, we have only to consider, that the attraction of gravitation in acting on a

---

Would it be possible for a rifle ball to acquire a greater force by falling, than if shot from a rifle? How long would it take the moon to come to the earth according to the law of increased velocity? How long would it take the earth to fall to the sun? What familiar illustrations are given of the force acquired by the velocity of falling bodies? Will a small and large body fall through the same space in the same time?

mass of matter acts on every particle it contains; and thus every particle is drawn down equally and with the same force. The effect of gravity, therefore, is in exact proportion to the quantity of matter the mass contains, and not in proportion to its bulk. A ball of lead of a foot in diameter, and one of wood of the same diameter, are obviously of the same bulk; but the lead will contain twelve particles of matter where the wood contains one, and consequently will be attracted with twelve times the force, and therefore will weigh twelve times as much.

114. *Attraction proportionable to the quantity of matter.*—If, then, bodies attract each other in proportion to the quantities of matter they contain, it follows that if a mass of the earth were doubled, the weights of all bodies on its surface would also be doubled; and if its quantity of matter were tripled, all bodies would weigh three times as much as they do at present.

115. It follows, also, that two attracting bodies, when free to move, must approach each other mutually. If the two bodies contain like quantities of matter, their approach will be equally rapid, and they will move equal distances towards each other. But if the one be small and the other large, the small one will approach the other with the rapidity proportioned to the less quantity of matter it contains.

116. It is easy to conceive, that if a man in one boat pulls at a rope attached to another boat, the two boats, if of the same size, will move towards each other at the same rate; but if the one be large and the other small, the rapidity with which each moves will be in proportion to its size, the large one moving with as much less velocity as its size is greater.

117. A man in a boat pulling a rope attached to a ship, seems only to move the boat, but that he really moves the ship is certain, when it is considered, that a thousand boats pulling in the same manner would make the ship meet them half way.

118. It appears, therefore, that an equal force acting on bodies containing different quantities of matter, move them with different velocities, and that these velocities are in an inverse proportion to their quantities of matter.

119. In respect to *equal forces*, it is obvious that in the

---

On what parts of a mass of matter does the force of gravity act? Is the effect of gravity in proportion to bulk, or quantity of matter? Were the mass of the earth doubled, how much more should we weigh than we do now? Suppose one body moving towards another, three times as large, by the force of gravity, what would be their proportional velocities? How is this illustrated?

case of the ship and single boat, they were moved towards each other by the same force, that is, the force of a man pulling by a rope. The same principle holds in respect to attraction, for all bodies attract each other equally, according to the quantities of matter they contain, and since all attraction is mutual, no body attracts another with a greater force than that by which it is attracted.

120. Suppose a body to be placed at a distance from the earth, weighing two hundred pounds; the earth would then attract the body with a force equal to two hundred pounds, and the body would attract the earth with an equal force, otherwise their attraction would not be equal and mutual. Another body weighing ten pounds, would be attracted with a force equal to ten pounds, and so of all bodies according to the quantity of matter they contain; each body being attracted by the earth with a force equal to its own weight, and attracting the earth with an equal force.

121. If, for example, two boats be connected by a rope, and a man in one of them pulls with a force equal to 100 pounds, it is plain that the force on each vessel would be 100 pounds. For, if the rope were thrown over a pulley, and a man were to pull at one end with a force of 100 pounds, it is plain it would take 100 pounds at the other end to balance.

122. *Attracting bodies approach each other.*—It is inferred from the above principles, that all attracting bodies which are free to move, mutually approach each other, and therefore that the earth moves towards every body which is raised from its surface, with a velocity and to a distance proportional to the quantity of matter thus elevated from its surface. But the velocity of the earth being as many times less than that of the falling body as its mass is greater, it follows that its motion is not perceptible to us.

123. The following calculation will show what an immense mass of matter it would take, to disturb the earth's gravity in a perceptible manner.

124. If a ball of earth equal in diameter to the tenth part of a mile, were placed at the distance of the tenth part of a

---

Does a large body attract a small one with any more force than it is attracted? Suppose a body weighing 200 pounds to be placed at a distance from the earth, with how much force does the earth attract the body? With what force does the body attract the earth? Suppose a man in one boat, pulls with a force of 100 pounds at a rope fastened to another boat, what would be the force on each boat? How is this illustrated? Suppose the body falls towards the earth, is the earth set in motion by its attraction? Why is not the earth's motion towards it perceptible?

mile from the earth's surface, the attracting powers of the two bodies would be in the ratio of about 512 millions of millions to one. For the earth's diameter being about 8000 miles, the two bodies would bear to each other about this proportion. Consequently, if the tenth part of a mile were divided into 512 millions of millions of equal parts, one of these parts would be nearly the space through which the earth would move towards the falling body. Now, in the tenth part of a mile there are about 6400 inches, consequently this number must be divided into 512 millions of millions of parts, which would give the eighty thousand millionth part of an inch through which the earth would move to meet a body the tenth part of a mile in diameter.

#### ASCENT OF BODIES.

125. Having now explained and illustrated the influence of gravity on bodies moving downward and horizontally, it remains to show how matter is influenced by the same power when bodies are moved upward, or contrary to the force of gravity.

What has been stated in respect to the velocity of falling bodies is exactly reversed in respect to those which are thrown upwards, for as the motion of a falling body is increased by the action of gravity, so is it retarded by the same force when thrown upwards.


A bullet shot upwards, every instant loses a part of its velocity, until having arrived at the highest point from whence it was thrown, it then returns again to the earth.

The same law that governs a descending body, governs an ascending one, only that their motions are reversed.

The same ratio is observed to whatever distance the ball is propelled, or as the height to which it is thrown may be estimated from the space it passes through during the first second, so its returning velocity is in a like ratio to the height to which it was sent.

This will be understood by fig. 6. Suppose a ball to be propelled from the point *a*, with a force which would carry it to the point *b* in the first second, to *c* in the next, and to *d* in the third second. It would then remain nearly stationary for

Fig. 6.



an instant, and in returning would pass through exactly the same spaces in the same times, only that its direction would be reversed. Thus it will fall from *d* to *c*, in the first second, to *b* in the next, and to *a* in the third.

Now the force of a moving body is as its velocity and its quantity of matter, and hence the same ball will fall with exactly the same force that it rises. For instance, a ball shot out of a rifle, with a force sufficient to overcome a certain impediment, on returning would again overcome the same impediment.

### FALL OF LIGHT BODIES.

126. It has been stated that the earth's attraction acts equally on all bodies, containing equal quantities of matter, and that in vacuo, all bodies, whether large or small, descend from the same heights in the same time.

127. There is, however, a great difference in the quantities of matter which bodies of the same bulk contain, and consequently a difference in the resistance which they meet with in passing through the air.

128. Now, the fall of a body containing a large quantity of matter in a small bulk, meets with little comparative resistance, while the fall of another, containing the same quantity of matter, but of larger size, meets with more in comparison, for it is easy to see that two bodies of the same size meet with exactly the same actual resistance. Thus if we let fall a ball of lead, and another of cork, of two inches in diameter each, the lead will reach the ground before the cork, because, though meeting with the same resistance, the lead has the greatest power of overcoming it.

129. This, however, does not affect the truth of the general law already established, *that the weights of bodies are as the quantities of matter they contain*. It only shows that the pressure of the atmosphere prevents bulky and porous substances from falling with the same velocity as those which are compact or dense.

130. Were the atmosphere removed, all bodies, whether

What distance would a body the tenth part of a mile in diameter, placed at the distance of a tenth part of a mile, attract the earth towards it? What effect does the force of gravity have on bodies moving upward? Are upward and downward motion governed by the same laws? Explain fig. 6. What is the difference between the upward and returning velocity of the same body?

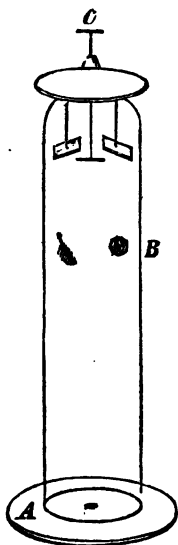
Why will not a sack of feathers and a stone of the same size fall through the air in the same time? Does this affect the truth of the general law, that the weights of bodies are as their quantities of matter?

light or heavy, large or small, would descend with the same velocity. This fact has been ascertained by experiment in the following manner:

131. The *air pump* is an instrument, by means of which the air can be pumped out of a close vessel, as will be seen under the article *Pneumatics*. Taking this for granted at present, the experiment is made in the following manner:

132. On the plate of the air pump *a*, place the tall jar *b*, which is open at the bottom, and has a brass cover fitted closely to the top. Through the cover let a wire pass, air tight, having a small cross at the lower end. On each side of this cross, place a little stage, and so contrive them that by turning the wire by the handle *c*, these stages shall be upset. On one of the stages place a guinea or piece of lead, and on the other place a feather. When this is arranged, let the air be exhausted from the jar by the pump, and then turn the handle *c*, so that the guinea and feather may fall from their places, and it will be found that they will both strike the plate at the same instant. Thus is it demonstrated, that were it not for the resistance of the atmosphere, a bag of feathers and one of guineas would fall from a given height with the same velocity and in the same time.

Fig. 7.



## MOTION.

133. *Motion may be defined, a continued change of place with regard to a fixed point.*

134. Without motion there would be no rising or setting of the sun—no change of seasons—no fall of rain—no building of houses, and finally no animal life. Nothing can be done without motion, and therefore without it, the whole universe would be at rest and dead.

What would be the effect on the fall of light and heavy bodies, were the atmosphere removed? How is it proved that a feather and a guinea will fall through equal spaces in the same time, where there is no resistance?

How will you define motion? What would be the consequence were all motion to cease?

135. In the language of philosophy, the power which puts a body in motion, is called *force*. Thus it is the force of gravity that overcomes the *inertia* of bodies, and draws them towards the earth. The force of water and steam gives motion to machinery, &c.

136. For the sake of convenience, and accuracy in the application of terms, motion is divided into two kinds, viz.: *absolute* and *relative*.

137. Absolute motion is a change of place with regard to a fixed point, and is estimated without reference to the motion of any other body. When a man rides along the street, or when a vessel sails through the water, they are both in absolute motion.

138. Relative motion is a change of place in a body, with respect to another body, also in motion, and is estimated from that other body, exactly as absolute motion is from a fixed point.

139. The absolute velocity of the earth in its orbit from west to east, is 68,000 miles in an hour; that of Mars, in the same direction, is 55,000 miles per hour. The earth's relative velocity, in this case, is 13,000 miles per hour from west to east. That of Mars, comparatively, is 13,000 miles from east to west, because the earth leaves Mars that distance behind her, as she would leave a fixed point.

140. *Rest*, in the common meaning of the term, is the opposite of motion, but it is obvious that rest is often a relative term, since an object may be perfectly at rest with respect to some things, and in rapid motion in respect to others. Thus, a man sitting on the deck of a steamboat, may move at the rate of fifteen miles per hour, with respect to the land, and still be at rest with respect to the boat. And so, if another man was running on the deck of the same boat at the rate of fifteen miles the hour in a contrary direction, he would be stationary in respect to a fixed point, and still be running with all his might, with respect to the boat.

#### VELOCITY OF MOTION.

141. *Velocity is the rate of motion at which a body moves from one place to another.*

142. Velocity is independent of the weight or magnitude

---

What is that power called which puts a body in motion? How is motion divided? What is absolute motion? What is relative motion? What is the earth's relative velocity in respect to Mars? In what respect is a man in a steamboat at rest, and in what respect does he move? What is velocity?



of the moving body. Thus a cannon ball and a musket ball, both flying at the rate of a thousand feet in a second, have the same velocities.

143. Velocity is said to be *uniform*, when the moving body passes over equal spaces in equal times. If a steamboat moves at the rate of ten miles every hour, her velocity is uniform. The revolution of the earth from west to east is a perpetual example of uniform motion.

144. Velocity is *accelerated*, when the rate of motion is constantly increased, and the moving body passes through unequal spaces in equal times. Thus, when a falling body moves sixteen feet during the first second, and forty-eight feet during the next second, and so on, its velocity is accelerated. A body falling from a height freely through the air, is the most perfect example of this kind of velocity.

145. *Retarded velocity*, is when the rate of motion of the body is constantly decreased, and it is made to move slower and slower. A ball thrown upwards into the air, has its velocity constantly retarded by the attraction of gravitation, and consequently, it moves slower every moment.

#### FORCE, OR MOMENTUM OF MOVING BODIES.

146. The velocities of bodies are equal, when they pass over equal spaces in the same times; but the force with which bodies, moving at the same rate, overcome impediments, is in proportion to the quantity of matter they contain. This power, or force, is called the *momentum* of the moving body.

147. Thus, if two bodies of the same weight move with the same velocity, their momenta will be equal.

148. Two vessels, each of a hundred tons, sailing at the rate of six miles an hour, would overcome the same impediments, or be stopped by the same obstructions. Their momenta would therefore be the same.

149. The force or momentum of a moving body, is in proportion to its quantity of matter, and its velocity.

150. A large body moving slowly, may have less momentum than a small one moving rapidly. Thus, a bullet shot

---

When is velocity uniform? When is velocity accelerated? Give illustrations of these two kinds of velocity. What is meant by retarded velocity? Give an example of retarded velocity. What is meant by the momentum of a body? When will the momenta of two bodies be equal? Give an example. When has a small body more momentum than a large one?

out of a gun, moves with much greater force than a stone thrown by the hand.

151. *The momentum of a body is found by multiplying its quantity of matter by its velocity per second.* Thus, if the velocity be 2, and the weight 2, the momentum will be 4. If the velocity be 6, and the weight of the body 4, the momentum will be 24.

152. If a moving body strikes an impediment, the force with which it strikes, and the resistance of the impediment, are equal. Thus, if a boy throw his ball against the side of the house, with the force of 3, the house resists it with an equal force, and the ball rebounds. If he throws it against a pane of glass with the same force, the glass having only the power of 2 to resist, the ball will go through the glass, still retaining one third of its force.

153. *Pile Driver.*—This machine consists of a frame and pulley, by which a large piece of cast iron, called the *hammer*, is raised to the height of 30 or 40 feet, and then let fall on the end of a beam of wood called a *pile*, and by which it is driven into the ground. When the hammer is large, and the height considerable, the force, or momentum, is tremendous, and unless the pile is hooped with iron, will split it into fragments.

154. Now the momentum of a body is proportional to its weight and velocity conjointly, and, therefore, to find it, we must multiply their two sums together.

Suppose the hammer, weighing 2000 pounds, is elevated two seconds of time above the head of the pile, then, according to the law of falling bodies, already stated, it would have fallen 64 feet, this being at that instant the rate of its velocity. Then  $64 \times 2000$ , being the velocity and quantity of matter, gives 64 tons as the momentum. But according to the same law, this force is immensely increased by a small increase of time, for if we add two seconds of time, the rate of velocity will be 256 feet per second, and thus  $256 \times 2000 = 512,000$  pounds, or 256 tons.

155. *Action and re-action equal.*—From observations made on the effects of bodies striking each other, it is found that action and re-action are equal; or, in other words, that force

---

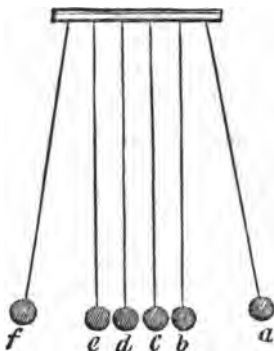
By what rule is the momentum of a body found? When a moving body strikes an impediment, which receives the greatest shock? What is a pile driver? If the hammer of this machine weighs 2000 pounds, and falls 2 seconds, what will be the momentum? If the fall be 3 seconds, what is the momentum? How is the momentum of a falling body found? What is the law of action and re-action?

and resistance are equal. Thus, when a moving body strikes one that is at rest, the body at rest returns the blow with equal force.

This is illustrated by the well known fact, that if two persons strike their heads together, one being in motion, and the other at rest, they are both equally hurt.

156. The philosophy of action and re-action is finely illustrated by a number of ivory balls, suspended by threads,

Fig. 8.



as in fig. 8, so as to touch each other. If the ball *a* be drawn from the perpendicular, and then let fall, so as to strike the one next to it, the motion of the falling ball will be communicated through the whole series, from one to the other. None of the balls, except *f*, will, however, appear to move. This will be understood, when we consider that the re-action of *b*, is just equal to the action of *a*, and that each of the other balls, in like manner, acts, and re-acts, on the other, until the motion of *a* arrives at *f*, which, having no impediment, or nothing to act upon, is itself put in motion. It is, therefore, re-action, which causes all the balls, except *f*, to remain at rest.

157. It is by a modification of the same principle, that rockets are impelled through the air. The stream of expanded air, or the fire, which is emitted from the lower end of the rocket, not only pushes against the rocket itself, but against the atmospheric air, which, re-acting against the air so expanded, sends the rocket along.

158. It was on account of not understanding the principles of action and re-action, that the man undertook to make a fair wind for his pleasure boat, to be used whenever he wished to sail. He fixed an immense bellows in the stern

---

How is this illustrated? When one of the ivory balls strikes the other, why does the most distant one only move? On what principle are rockets impelled through the air? In the experiment with the boat and bellows, why did the boat move backwards? Why would it not have moved at all, had the sail received all the wind from the bellows?

of his boat, not doubting that the wind from it would carry him along. But on making the experiment, he found that his boat went backwards instead of forwards. The reason is plain. The re-action of the atmosphere on the stream of wind from the bellows, before it reached the sail, moved the boat in a contrary direction. Had the sails received the whole force of the wind from the bellows, the boat would not have moved at all, for then, action and re-action would have been exactly equal, and it would have been like a man's attempting to raise himself over a fence by the straps of his boots.

## REFLECTED MOTION.

159. It has been stated that all bodies, when once set in motion, would continue to move straight forward, until some impediment, acting in a contrary direction, should bring them to rest; continued motion without impediment being a consequence of the inertia of matter.

160. Such bodies are supposed to be acted upon by a single force, and that in the direction of the line in which they move. Thus, a ball sent out of a gun, or struck by a bat, turns neither to the right nor left, but makes a curve towards the earth, in consequence of another force, which is the attraction of gravitation, and by which, together with the resistance of the atmosphere, it is finally brought to the ground.

161. The kind of motion now to be considered, is that which is produced when bodies are turned out of a straight line by some force, independent of gravity.

162. A single force, or impulse, sends the body directly forward, but another force, not exactly coinciding with this, will give it a new direction, and bend it out of its former course.

163. If, for instance, two moving bodies strike each other obliquely, they will both be thrown out of the line of their former direction. This is called *reflected* motion, because it observes the same laws as reflected light.

164. The bounding of a ball; the skipping of a stone over the smooth surface of a pond; and the oblique direction

---

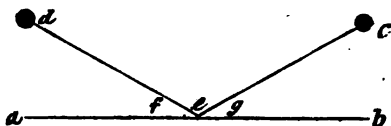
Suppose a body is acted on, and set in motion by a single force, in what direction will it move? What is the motion called, when a body is turned out of a straight line by another force? What illustrations can you give of reflected motion? What laws are observed in reflected motion? Suppose a ball to be thrown on the floor in a certain direction, what rule will it observe in rebounding?

of an apple, when it touches a limb in its fall, are examples of reflected motion.

165. By experiments on this kind of motion, it is found that moving bodies observe certain laws, in respect to the direction they take in rebounding from any impediment they happen to strike. Thus a ball, striking on the floor, or wall of a room, makes the same angle in leaving the point where it strikes, that it does in approaching it.

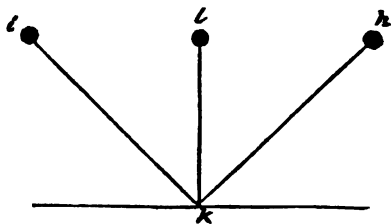
166. Suppose  $a$ ,  $b$ , fig. 9, to be a marble slab, or floor, and  $c$ , to be an ivory ball, which has been thrown towards the floor in the direction of the line  $ce$ ; it will rebound in the direction of the line  $ed$ , thus making the two angles  $f$  and  $g$  exactly equal.

Fig. 9.



167. If the ball approached the floor under a larger or smaller angle, its rebound would observe the same rule. Thus, if it fell in the line  $hk$ , fig. 10, its rebound would be in the line  $ki$ , and if it was dropped perpendicularly from  $l$  to  $k$ , it would return in the same line to  $l$ .

Fig. 10.



The angle which the ball makes with the perpendicular  $lk$ , in its approach to the floor, is called the *angle of incidence*, and that which it makes in departing from the floor with the same line, is called the *angle of reflection*, and these angles are always equal to each other.

### COMPOUND MOTION.

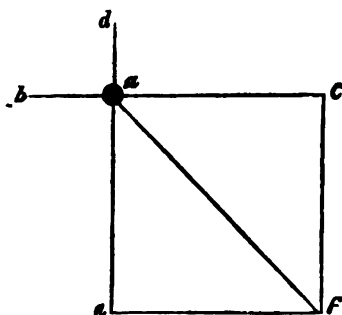
168. *Compound motion is that motion which is produced by two or more forces, acting in different directions, on the same body, at the same time.* This will be readily understood by a diagram.

---

What is the angle called, which the ball makes in approaching the floor? What is the angle called, which it makes in leaving the floor? What is the difference between these angles? What is compound motion?

169. Suppose the ball *a*, fig. 11, to be moving with a certain velocity in the line *b c*, and suppose that at the instant when it came to the point *a*, it should be struck with an equal force in the direction of *d e*, as it cannot obey the direction of both these forces, it will take a course between them, and fly off in the direction of *f*.

Fig. 11.

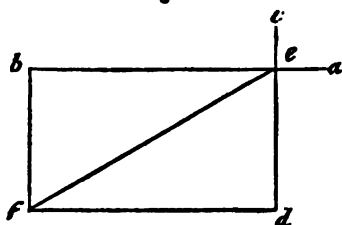


170. The reason of this is plain. The first force would carry the ball from *b* to *c*; the second would carry it from *d* to *e*; and these two forces being equal, gives it a direction just half way between the two, and therefore it is sent towards *f*.

171. The line *a f*, is called the *diagonal of the square*, and results from the cross forces, *b* and *d*, being equal to each other. If one of the moving forces is greater than the other, then the diagonal line will be lengthened in the direction of the greater force, and instead of being the diagonal of a square, it will become the diagonal of a parallelogram, or oblong square.

Fig. 12.

172. Suppose the force in the direction of *a b*, should drive the ball with twice the velocity of the cross force *c d*, fig. 12, then the ball would go twice as far from the line *c d*, as from the line *b a*, and *e f* would be the diagonal of a parallelogram whose length is double its breadth.



173. Suppose a boat, in crossing a river, is rowed forward at the rate of four miles an hour, and the current of the river

---

Suppose a ball, moving with a certain force, to be struck crosswise with the same force, in what direction will it move? Suppose it to be struck with half its former force, in what direction will it move? What is the line *a f*, fig. 11, called? What is the line *e f*, fig. 12, called? How are these figures illustrated?

is at the same rate, then the two cross forces will be equal, and the line of the boat will be the diagonal of a square, as in fig. 11. But if the current be four miles an hour, and the progress of the boat forward only two miles an hour, then the boat will go down stream twice as fast as she goes across the river, and her path will be the diagonal of a parallelogram, as in fig. 12, and therefore to make the boat pass directly across the stream, it must be rowed towards some point higher up the stream than the landing place; a fact well known to boatmen.

174. CIRCUS RIDER.—Those who have seen feats of horsemanship at the circus, are often surprised that when the man leaps directly upward, the horse does not pass from under him, and that in descending he does not fall behind the animal. But it should be considered that, on leaving the saddle, the body of the rider has the same velocity as that of the horse; nor does his leaving the horse by jumping upward, in any degree diminish his velocity in the same direction; his motion being continued by the impulse he had gained from the horse. In this case, the body of the man describes the diagonal of a parallelogram, one side of which is in the direction of the horse's motion, and the other perpendicularly upward, in the direction in which he makes the leap.

#### CIRCULAR MOTION.

175. *Circular motion is the motion of a body in a ring, or circle, and is produced by the action of two forces. By one of these forces, the moving body tends to fly off in a straight line, while by the other it is drawn towards the centre, and thus it is made to revolve, or move round in a circle.*

176. The force by which a body tends to go off in a straight line, is called the *centrifugal force*; that which keeps it from flying away, and draws it towards the centre, is called the *centripetal force*.

177. Bodies moving in circles are constantly acted upon by these two forces. If the centrifugal force should cease, the moving body would no longer perform a circle, but would directly approach the centre of its own motion. If the centripetal force should cease, the body would instantly begin to move off in a straight line, this being, as we have explain-

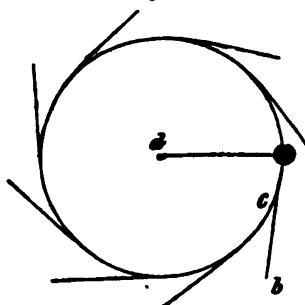
---

Why does the leaping circus rider form the diagonal of a parallelogram? What is circular motion? How is this motion produced? What is the centrifugal force? What is the centripetal force? Suppose the centrifugal force should cease, in what direction would the body move?

ed, the direction which all bodies take when acted on by a single force.

178. This will be obvious by fig. 13. Suppose *a* to be a cannon ball, tied with a string to the centre of a slab of smooth marble, and suppose an attempt be made to push this ball with the hand in the direction of *b*; it is obvious that the string would prevent its going to that point; but would keep it in the circle. In this case the string is the centripetal force.

Fig. 13.



179. Now suppose the ball to be kept revolving with rapidity, its velocity and weight will occasion its centrifugal force; and if the string were cut, when the ball was at the point *c*, for instance, this force would carry it off in the line towards *b*.

180. The greater the velocity with which a body moves round in a circle, the greater will be the force with which it will fly off in a right line.

181. Thus, when one wishes to sling a stone to the greatest distance, he makes it whirl round with the greatest possible rapidity, before he lets it go. Before the invention of other warlike instruments, soldiers threw stones in this manner, with great force and dreadful effects.

182. The line about which a body revolves, is called its *axis of motion*. The point round which it turns, or on which it rests, is called the *centre of motion*. In fig. 13 the point *d*, to which the string is fixed, is the centre of motion. In the spinning-top, a line through the centre of the handle to the point on which it turns, is the axis of motion.

183. In the revolution of a wheel, that part which is at the greatest distance from the axis of motion, has the greatest velocity, and, consequently, the greatest centrifugal force.

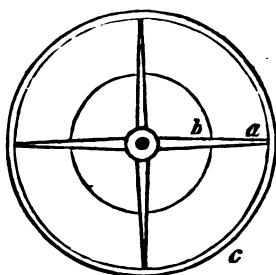
---

Suppose the centripetal force should cease, where would the body go? Explain fig. 13. What constitutes the centrifugal force of the body moving round in a circle? How is this illustrated? What is the axis of motion? What is the centre of motion? Give illustrations. What part of a revolving wheel has the greatest centrifugal force?



184. Suppose the wheel, fig. 14, to revolve a certain number of times in a minute, the velocity of the end of the arm at the point *a*, would be as much greater than its middle at the point *b*, as its distance is greater from the axis of motion, because it moves in a larger circle, and consequently the centrifugal force of the rim *c*, would, in like manner, be as its distance from the centre of motion.

Fig. 14.



185. Large wheels, which are designed to turn with great velocity, must, therefore, be made with corresponding strength, otherwise the centrifugal force will overcome the cohesive attraction, or the strength of the fastenings, in which case the wheel will fly in pieces. This sometimes happens to the large grindstones used in gun factories, and the stone either flies away piece-meal, or breaks in the middle, to the great danger of the workmen.

186. Were the diurnal velocity of the earth about seventeen times greater than it is, those parts at the greatest distance from its axis would begin to fly off in straight lines, as the water does from a grindstone when it is turned rapidly.

#### CENTRE OF GRAVITY.

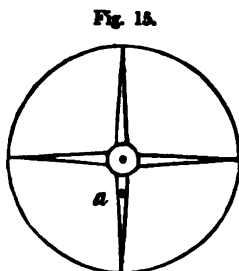
187. *The centre of gravity, in any body or system of bodies, is that point upon which the body, or system of bodies, acted upon only by gravity, will balance itself in all positions.*

188. The centre of gravity, in a wheel made entirely of wood, and of equal thickness, would be exactly in the middle, or in its ordinary centre of motion. But if one side of the wheel were made of iron, and the other part of wood, its centre of gravity would be changed to some point, aside from the centre of the wheel.

---

Why must large wheels, turning with great velocity, be strongly made? What would be the consequence, were the velocity of the earth 17 times greater than it is? Where is the centre of gravity in a body? Where is the centre of gravity in a wheel, made of wood? If one side is made of wood, and the other of iron, where is the centre?

189. Thus, the centre of gravity in the wooden wheel, fig. 15, would be at the axis on which it turns; but were the arm *a*, of iron, its centre of motion and of gravity would no longer be the same, but while the centre of motion remained as before, the centre of gravity would fall to the point *a*. Thus the centre of motion and of gravity, though often at the same point, are not always so.



190. When the body is shaped irregularly, or there are two or more bodies connected, the centre of gravity is the point on which they will balance without falling.

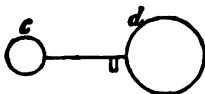
191. If the two balls, *a* and *b*, fig. 16, weigh each four pounds, the centre of gravity will be a point on the bar equally distant from each.

Fig. 16.



192. But if one of the balls be heavier than the other, then the centre of gravity will, in proportion, approach the larger ball. Thus, in fig. 17, if *c* weighs two pounds, and *d* eight pounds, the centre of gravity will be four times the distance from *c* that it is from *d*.

Fig. 17.



193. In a body of equal thickness, as a board, or a slab of marble, but otherwise of an irregular shape, the centre of gravity may be found by suspending it, first from one point, and then from another, and marking, by means of a plumb line, the perpendicular ranges from the point of suspension. The centre of gravity will be the point where these two lines cross each other.

Thus, if the irregular shaped piece of board, fig. 18, be suspended by making a hole through it at the point *a*, and at the same point suspending the plumb line *c*, both board and line will hang in the position represented in the figure. Having marked this line across the board, let it be suspended again in the position of fig. 19, and the perpendicular line again marked. The point where these lines cross each other, is the centre of gravity, as seen by fig. 20.

---

Is the centre of motion and of gravity always the same? When two bodies are connected, as by a bar between them, where is the centre of gravity?

Fig. 18.

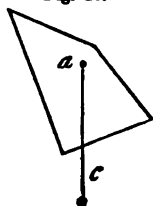


Fig. 19.

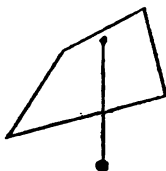
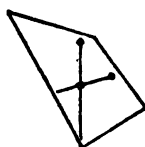


Fig. 20.



194. It is often of great consequence, in the concerns of life, that the subject of gravity should be well considered, since the strength of buildings, and of machinery, often depends chiefly on the gravitating point.

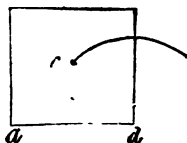
195. Common experience teaches, that a tall object, with a narrow base, or foundation, is easily overturned; but common experience does not teach the reason for it is only by understanding principles, that practice improves experiment.

196. An upright object will fall to the ground, when it leans so much that a perpendicular line from its centre of gravity falls beyond its base. A tall chimney, therefore, with a narrow foundation, such as are commonly built at the present day, will fall with a very slight inclination.

197. Now, in falling, the centre of gravity passes through the part of a circle, the centre of which is at the extremity of the base on which the body stands. This will be comprehended by fig. 21.

198. Suppose the figure to be a block of marble, which is to be turned over, by lifting at the corner *a*, the corner *d* would be the centre of its motion, or the point on which it would turn. The centre of gravity, *c*, would, therefore, describe the part of a circle, of which the corner, *d*, is the centre.

Fig. 21.



199. It will be obvious, after a little consideration, that the greatest difficulty we should find in turning over a square block of marble, would be, in first raising up the centre of gravity, for the resistance will constantly become less, in proportion as the point approaches a perpendicular line over

---

In a board of irregular shape, by what method is the centre of gravity found? In what direction must the centre of gravity be from the outside of the base, before the object will fall? In falling, the centre of gravity passes through part of a circle; where is the centre of this circle? In turning over a body why does the force required constantly become less and less?

the corner *d*, which, having passed, it will fall by its own gravity.

200. The difficulty of turning over a body of a particular form, will be more strikingly illustrated by the figure of a triangle, or low pyramid.

201. In fig. 22, the centre of gravity is so low, and the base so broad that in turning it over, a great proportion of its whole weight must be raised. Hence we see the firmness of the pyramid in theory, and experience proves its truth; for buildings are found to withstand the effects of time, and the commotions of earthquakes, in proportion as they approach this figure.

Fig. 22.

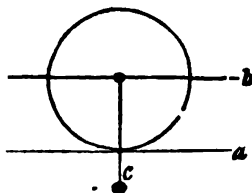


The most ancient monuments of the art of building, now standing, the pyramids of Egypt, are of this form.

202. When a ball is rolled on a horizontal plane, the centre of gravity is not raised, but moves in a straight line parallel to the surface of the plane on which it rolls, and is consequently always directly over its centre of motion.

Fig. 23.

203. Suppose, fig. 23, *a* is the plane on which the ball moves, *b* the line on which the centre of gravity moves, and *c* a plumb line, showing that the centre of gravity must always be exactly over the centre of motion, when the ball moves on a horizontal plane—then we shall see the reason why a ball moving on such a plane, will rest with equal firmness in any position, and why so little force is required to set it in motion. For in no other figure does the centre of gravity describe a horizontal line over that of motion, in whatever direction the body is moved.



204. If the plane is inclined downwards, the ball is instantly thrown into motion, because the centre of gravity then falls forward of that of motion, or the point on which the ball rests.

---

Why is there less force required to overturn a cube, or square, than a pyramid of the same weight? When a ball is rolled on a horizontal plane, in what direction does the centre of gravity move? Explain fig. 23. Why does a ball on a horizontal plane rest equally well in all positions? Why does it move with little force? If the plane is inclined downwards, why does the ball roll in that direction?

205. This is explained by fig. 24, where  $a$  is the point on which the ball rests, or the centre of motion,  $c$  the perpendicular line from the centre of gravity, as shown by the plumb weight  $c$ .

If the plane is inclined up ward, force is required to move the ball in that direction, because the centre of gravity then falls behind that of motion, and therefore the centre of gravity has to be constantly lifted. This is also shown by fig.

24, only considering the ball to be moving up the inclined plane, instead of down it.

206 From these principles, it will be readily understood why so much force is required to roll a heavy body, as a hogshead of sugar, for instance, up an inclined plane. The centre of gravity falling behind that of motion, the weight is constantly acting against the force employed to raise the body.

207. One of the best illustrations of this subject may be made by a number of square blocks of wood, placed on each other as in fig. 25; forming a leaning tower. Where five blocks are placed in this position, the point of gravity is near the centre of the third block, and is within the base as shown by the plumb line. But on adding another block the gravitating point falls beyond the base, and the whole will now fall by its own weight. The student having such blocks, (and they may be picked up about any joiner's shop,) will convince himself, that however carefully his leaning tower is laid up, it will not stand when the centre of gravity falls an inch or two beyond the support.

From what has been stated, it will be understood, that

Fig. 24.

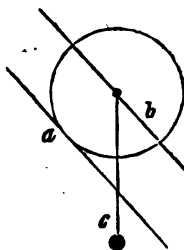



Fig. 25.



Why is force required to move a ball up an inclined plane? What is the danger that a body will fall proportioned to? Why is a body, shaped like fig. 25, more easily thrown down, than one shaped like fig. 26? Hence, in riding in a carriage, how is the danger of upsetting proportioned? How may the point of gravity be found by means of a number of square blocks?

the danger that a body will fall, is in proportion to the narrowness of its base, compared with the height of the centre of gravity above the base.

208. Thus, a tall body, shaped like fig. 26, will fall, if it leans but very slightly, for the centre of gravity being far above the base, at *a*, is brought over the centre of motion, *b*, with little inclination, as shown by the plumb line. Whereas, a body shaped like fig. 27, will not fall until it leans much more, as again shown by the direction of the plumb line.

209. We may learn, from these comparisons, that it is more dangerous to ride in a high carriage than a low one, in proportion to the elevation of the vehicle, and the nearness of the wheels to each other, or in proportion to the narrowness of the base, and the height of the centre of gravity.

A load of hay, fig. 28, upsets where the road raises one wheel but little higher than the other, because it is high, and broader on the top than the distance of the wheels from each other; while a load of stone is very rarely turned over, because the centre of gravity is near the earth, and its weight between the wheels, instead of being far above them.

210. In man the centre of gravity is between the hips, and hence, were his feet tied together, and his arms tied to his sides, a very slight inclination of his body would carry the perpendicular of his centre of gravity beyond the base, and he would fall. But when his limbs are free to move, he widens his base, and changes the centre of gravity at pleasure, by throwing out his arms, as circumstances require.

211. When a man runs, he inclines forward, so that the centre of gravity may hang before his base, and in this

Fig. 26.

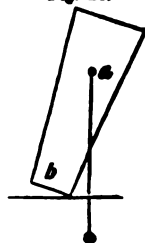


Fig. 27.

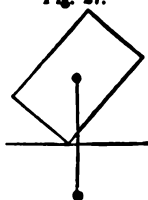


Fig. 28.




---

Where is the centre of man's gravity? Why will a man fall with a slight inclination, when his feet and arms are tied?

position he is obliged to keep his feet constantly advancing, otherwise he would fall forward.

212. A man standing on one foot, cannot throw his body forward without at the same time throwing his other foot backward, in order to keep the centre of gravity within the base.

213. A man, therefore, standing with his heels against a perpendicular wall, cannot stoop forward without falling, because the wall prevents his throwing any part of his body backward. A person little versed in such things, agreed to pay a certain sum of money for an opportunity of possessing himself of double the sum, by taking it from the floor with his heels against the wall. The man, of course, lost his money, for in such a posture, one can hardly reach lower than his own knee.

214. The base on which a man is supported, in walking or standing, is his feet, and the space between them. By turning the toes out, this base is made broader, without taking much from its length, and hence persons who turn their toes outward, not only walk more firmly, but more gracefully, than those who turn them inward.

215. In consequence of the upright position of man, he is constantly obliged to employ some exertion to keep his balance. This seems to be the reason why children learn to walk with so much difficulty, for after they have strength to stand, it requires considerable experience so to balance the body as to set one foot before the other without falling.

216. By experience in the art of balancing, or of keeping the centre of gravity in a line over the base, men sometimes perform things, that, at first sight, appear altogether beyond human power, such as dining with the table and chair standing on a single rope, dancing on a wire, &c.

217. No form, under which matter exists, escapes the general law of gravity, and hence vegetables, as well as animals, are formed with reference to the position of this centre, in respect to the base.

It is interesting, in reference to this circumstance, to observe how exactly the tall trees of the forest conform to this law.

---

Why cannot one who stands with his heels against a wall stoop forward? Why does a person walk most firmly, who turns his toes outward? Why does not a child walk as soon as he can stand? What does the art of balancing, or walking on a rope, consist of? What is observed in the growth of the trees of the forest, in respect to the laws of gravity? What effect does inertia have on bodies at rest? What effect does it have on bodies in motion?

218. The pine, which grows a hundred feet high, shoots up with as much exactness, with respect to keeping its centre of gravity within the base, as though it had been directed by the plumb line of a master builder. Its limbs towards the top are sent off in conformity to the same law; each one growing in respect to the other, so as to preserve a due balance between the whole.

219. It may be observed, also, that where many trees grow near each other, as in thick forests, and consequently where the wind can have but little effect on each, that they always grow taller than when standing alone on the plain. The roots of such trees are also smaller, and do not strike so deep as those trees standing alone. A tall pine, in the midst of the forest, would be thrown to the ground by the first blast of wind, were all those around it cut away.

Thus the trees of the forest not only grow so as to preserve their centres of gravity, but actually conform, in a certain sense, to their situation.

## CENTRE OF INERTIA.

220. It will be remembered that *inertia* (22) is one of the inherent, or essential properties of matter, and that it is in consequence of this property, when bodies are at rest, that they never move without the application of force, and when once in motion, that they never cease moving without some external cause.

221. Now, *inertia*, though like gravity, it resides equally in every particle of matter, must have, like gravity, a centre in each particular body, and this centre is the same with that of gravity.

222. In a bar of iron, six feet long and two inches square, the centre of gravity is just three feet from each end, or exactly in the middle. If, therefore, the bar is supported at this point, it will balance equally, and because there are equal weights on both ends, it will not fall.

Now suppose a bar should be raised by raising up the centre of gravity, then the *inertia* of all its parts would be overcome equally with that of the middle. The centre of gravity is, therefore, the centre of *inertia*.

223. The centre of *inertia*, being that point which, being

---

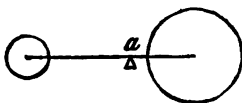
Is the centre of *inertia*, and that of gravity, the same? Where is the centre of *inertia* in a body, or a system of bodies? Why is the point of *inertia* changed, by fixing different weights to the ends of the iron bar?



lifted, the whole body is raised, is not, therefore, always at the centre of the body.

224. Thus, suppose the same bar of iron, whose inertia was overcome by raising the centre, to have balls of different weights attached to its ends; then the centre of inertia would no longer remain in the middle of the bar, but would be changed to the point *a*, fig. 29, so that to lift the whole, this point must be raised, instead of the middle, as before.

Fig. 29.



## EQUILIBRIUM.

225. When two forces counteract, or balance each other, they are said to be in equilibrium.

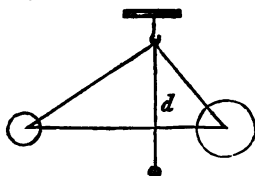
226. It is not necessary for this purpose, that the weights opposed to each other should be equally heavy, for we have just seen that a small weight, placed at a distance from the centre of inertia, will balance a large one placed near it. To produce equilibrium, it is only necessary that the weights on each side of the support should mutually counteract each other, or if set in motion, that their momenta should be equal.

A pair of scales are in equilibrium when the beam is in a horizontal position.

227. To produce equilibrium in solid bodies, therefore, it is only necessary to support the centre of inertia, or gravity.

228. If a body, or several bodies, connected, be suspended by a string, as in fig. 30, the point of support is always in a perpendicular line above the centre of inertia. The plumb line *d*, cuts the bar connecting the two balls at this point. Were the two weights in this figure equal, it is evident that the hook or point of support, must be in the middle of the string, to preserve the horizontal position.

Fig. 30.



When a man stands on his right foot, he keeps himself in equilibrium, by leaning to the right, so as to bring his cen-

---

What is meant by equilibrium? To produce equilibrium, must the weights be equal? When is a pair of scales in equilibrium? When a body is suspended by a string, where must the support be with respect to the point of inertia?

the of gravity in a perpendicular line over the foot on which he stands.

#### CURVILINEAR, OR BENT MOTION.

229. We have seen that a single force acting on a body, (162,) drives it straight forward and that two forces acting crosswise, drive it midway between the two, or give it a diagonal direction, (169.)

230. Curvilinear motion differs from both these, the direction of the body being neither straight forward, nor diagonal, but through a line which is curved.

This kind of motion may be in any direction, but when it is produced in part by gravity, its direction is always towards the earth.

231. A stream of water from an aperture in the side of a vessel, as it falls towards the ground, is an example of a curved line; and a body passing through such a line, is said to have *curvilinear* motion. Any body projected forward, as a cannon ball or rocket, falls to the earth in a curved line.

232. It is the action of gravity across the course of the stream, or the path of the ball, that bends it downwards, and makes it form a curve. The motion is therefore the result of two forces, that of projection, and that of gravity.

233. The shape of the curve will depend on the velocity of the stream or ball. When the pressure of the water is great, the stream, near the vessel, is nearly horizontal, because its velocity is in proportion to the pressure. When a ball first leaves the cannon, it describes but a slight curve, because its projectile velocity is then greatest.

The curves described by jets of water, under different degrees of pressure, are readily illustrated by tapping a tall vessel in several places, one above the other.

234. Suppose fig. 31 to be such a vessel, filled with water, and pierced as represented. The streams will form curves differing from each other, as seen in the figure. Where the projectile force is greatest, as from the lower orifice, the stream reaches the ground at the greatest distance from the vessel, this distance decreasing, as the pressure becomes less towards the top of the vessel. The action of gravity being always the same, the shape of the curve described, as just

---

What is meant by curvilinear motion? What are examples of this kind of motion? What two forces produce this motion? On what does the shape of the curve depend? How are the curves described by jets of water illustrated? What difference is there in respect to the time taken by a body to reach the ground, whether the curve be great or small? Why do bodies forming different curves from the same height, reach the ground at the same time?

stated, must depend on the velocity of the moving body; but whether the projectile force be great or small, the moving body, if thrown horizontally, will reach the ground from the same height in the same time.

235. This, at first thought, would seem improbable, for, without consideration, most persons would assert, very positively, that if two cannon were fired from the same

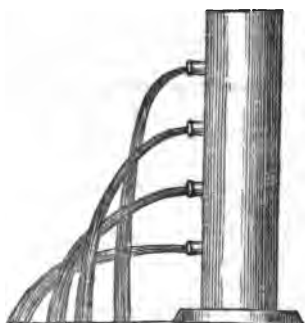
spot, at the same instant, and in the same direction, one of the balls falling half a mile, and the other a mile distant, that the ball which went to the greatest distance, would take the most time in performing its journey.

236. But it must be remembered, that the projectile force does not in the least interfere with the force of gravity. A ball flying horizontally at the rate of a thousand feet per second, is attracted downwards with precisely the same force as one flying only a hundred feet per second, and must therefore descend the same distance in the same time.

237. The distance to which a ball will go, depends on the force of impulse given it the first instant, and consequently on its projectile velocity. If it moves slowly, the distance will be short—if more rapidly, the space passed over will be greater. It makes no difference, then, in respect to the descent of the ball, whether its projectile motion be fast, or slow, or whether it moves forward at all.

238. This is demonstrated by experiment. Suppose a cannon to be loaded with a ball, and placed on the top of a tower, at such a height from the ground, that it would take just three seconds for a cannon ball to descend from it to the ground, if let fall perpendicularly. Now suppose the cannon to be fired in an exact horizontal direction, and at the same instant the ball to be dropped towards the ground.

Fig. 31.



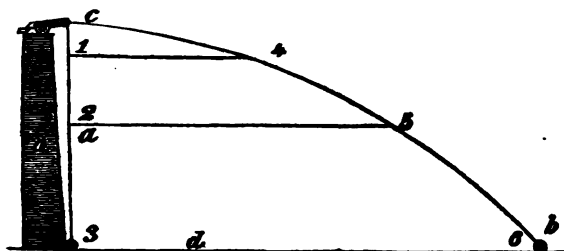

---

Suppose two balls, one flying at the rate of a thousand, and the other at the rate of a hundred feet per second, which would descend most during the second? Does it make any difference in respect to the descent of the ball, whether it has a projectile motion or not? Suppose, then, one ball be fired from a cannon, and another let fall from the same height at the same instant would they both reach the ground at the same time?

They will both reach the ground at the same instant, provided its surface be a horizontal plane from the foot of the tower to the place where the projected ball strikes.

239. This will be made plain by fig. 32, where  $c$  is the perpendicular line of the descending ball,  $c b$  the curvilinear path of that projected from the cannon, and  $d$ , the horizontal line from the foot of the tower.

Fig. 32.



The reason why the two balls reach the ground at the same time, is easily comprehended.

240. During the first second, suppose that the ball which is dropped, reaches 1; during the next second it falls to 2; and at the end of the third second it strikes the ground. Meantime, the ball shot from the cannon is projected forward with such velocity as to reach 4 in the same time that the other is falling to 1. But the projected ball falls downward exactly as fast as the other, for it meets the line 1, 4, which is parallel to the horizon, at the same instant. During the next second, the projected ball reaches 5, while the other arrives at 2; and here again they have both descended through the same downward space, as is seen by the line 2, 5, which is parallel with the other. During the third second, the ball from the cannon will have nearly spent its projectile force, and, therefore, its motion downward will be greater, while its motion forward will be less than before. The reason of this will be obvious, when it is considered, that in respect to gravity, both balls follow exactly the same law, and fall through equal spaces in equal times. Therefore, as the falling ball descends through the greatest space during the last second, so that from the cannon, having now a less

---

Explain fig. 32, showing the reason why the two balls will reach the ground at the same time? Why does the ball approach the earth more rapidly in the last part of the curve, than in the first part? ↓

projectile motion, its downward motion is more direct, and like all falling bodies, its velocity is increased as it approaches the earth.

241. From these principles it may be inferred, that the horizontal motion of a body through the air, does not in the least interfere with its gravitating motion towards the earth, and, therefore, that a rifle ball, or any other body projected forward horizontally, will reach the ground in exactly the same period of time as one that is let fall perpendicularly from the same height.

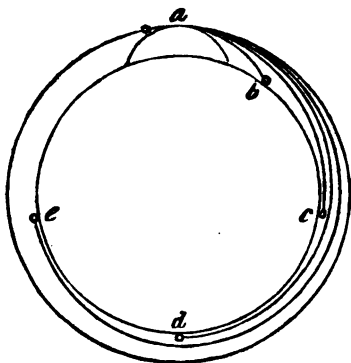
242. The two forces acting on bodies which fall through curved lines, are the same as the centrifugal and centripetal forces, already explained; the centrifugal, in case of the ball, being caused by the powder—the centripetal, being the action of gravity.

Now, it is obvious, that the space through which a cannon ball, or any other body, can be thrown, depends on the velocity with which it is projected; for the attraction of gravitation, and the resistance of the air, acting perpetually, the *time* which a projectile can be kept in motion through the air is only a few moments.

243. If, however, the projectile be thrown from an elevated situation, it is plain that it would strike at a greater distance than if thrown on a level, because it would remain longer in the air. Every one knows that he can throw a stone to a greater distance when standing on a steep hill, than when standing on the plain below.

244. Suppose the circle, Fig. 33, to be the earth, and *a*, a high mountain on its surface. Suppose that this mountain reaches above the atmosphere, or is fifty miles high, then a cannon ball might perhaps reach from *a* to *b*, a distance of eighty or a hundred miles, because the resistance of the atmosphere being out of the calculation, it would have nothing

Fig. 33.



to contend with, except the attraction of gravitation. If, then, one degree of force, or velocity, would send it to  $b$ , another would send it to  $c$ ; and if the force was increased three times, it would fall to  $d$ , and if four times, it would pass to  $e$ . If now we suppose the force to be about ten times greater than that with which a cannon ball is projected, it would not fall to the earth at any of these points, but would continue its motion, until it again came to the point  $a$ , the place from which it was first projected. It would now be in equilibrium, the centrifugal force being just equal to that of gravity, and therefore it would perform another and another revolution, and so continue to revolve around the earth perpetually.

245. Bonaparte, it is said, by elevating the range of his shot, bombarded Cadiz from the distance of five miles. Perhaps, then, from a high mountain, a cannon ball might be thrown to the distance of six or seven miles.

246. The reason why the force of gravity will not ultimately bring it to the earth, is, that during the first revolution, the effect of this force is just equal to that exerted in any other revolution, but neither more nor less; and, therefore, if the centrifugal force was sufficient to overcome this attraction during one revolution, it would also overcome it during the next. It is supposed, also, that nothing tends to affect the projectile force except gravity, and the force of this attraction would be no greater during any other revolution than during the first.

247. In other words, the centrifugal and centripetal forces are supposed to be exactly equal, and to mutually balance each other; in which case, the ball would be, as it were, suspended between them. As long, therefore, as these two forces continued to act with the same power, the ball would no more deviate from its path, than a pair of scales would lose their balance without more weight on one side than on the other.

It is these two forces which retain the heavenly bodies in their orbits, and in the case we have supposed, our cannon

---

What is the force called which throws a ball forward? What is that called, which brings it to the ground? On what does the distance to which a projected body may be thrown depend? Why does the distance depend on the velocity? Explain fig. 33. Suppose the velocity of a cannon ball shot from a mountain 50 miles high, to be ten times its usual rate, where would it stop? When would this ball be in equilibrium? Why would not the force of gravity ultimately bring the ball to the earth? After the first revolution, if the two forces continued the same, would not the motion of the ball be perpetual?

ball would become a little satellite, moving perpetually round the earth.

## GUNNERY

248. The laws of projectiles above explained, apply to the science of gunnery, a subject which ever since the discovery of gunpowder has occasionally attracted the attention of philosophers of the first rank.

Any body, of whatever kind, when thrown into the atmosphere becomes a *projectile*; and the art of gunnery consists in projecting solids with force and accuracy, towards objects at a distance.

249. The first accurate series of experiments made on this subject were those of Mr. Benjamin Robins, published in 1742. In this work, which is still considered one of much elegance and accuracy, the author treats fully of the resistance of the atmosphere, the force of gunpowder of different compositions, the advantages and defects of guns of various kinds, and indeed of nearly every thing relating to military projectiles.

250. Another set of experiments on gunnery was made by Dr. Hutton in 1775, and repeated, or extended during several succeeding years. These authors, together with Dr. Gregory in 1815, appear to have exhausted the subject of gunnery, as no experiments of much consequence have since been published.

The works of Robins and Hutton at the present day appear to afford the best data for the theory and practice of the science in question.

251. **VELOCITY OF THE BALL.**—There are several methods of determining the velocity of the ball. Mr. Robins invented what is called the *ballistic pendulum*. This is a heavy, thick block of wood, so suspended as to swing freely about an axis, and into which the ball is fired. This being too thick for it to pass through, the whole momentum of the ball is transferred to the block, and the degree of motion given it, shows what the momentum has been. Hence the relative weights of the ball and the wood being known, the velocity of the former is readily computed.

252. Another method is, by means of the recoil of the gun. The principle involved here, is, that the explosive force of the

---

What is projectile? In what does the art of gunnery consist? At what time, and by whom were the first accurate experiments in gunnery made? By what methods are the velocities of balls determined?

powder communicates equal quantities of motion both to the ball and the gun in opposite directions. Hence by suspending the gun, loaded with weights, like a pendulum, the extent of its arc of vibration will indicate the force of the charge of powder employed, and by knowing the weights of the gun and ball, the velocity of the latter is determined.

253. From such data Dr. Hutton constructed the table below, the gun throwing an iron ball of one pound weight. It shows the quantity of powder, velocity of the ball, the range, or distance the ball was thrown, and the time.

POWDER.	VELOCITY PER SECOND.	DISTANCE.	TIME OF FLIGHT.
Ounces.	Feet.	Feet.	Seconds.
2	800	4100	9
4	1230	5100	12
8	1640	6000	14½
12	1680	6700	15½

254. By other experiments, it is found that the velocity of the ball increases with the charge to a certain point, which is peculiar to each gun, and that from this point it diminishes as the charge is increased until the bore is quite full: hence overloading a gun, so far from increasing, diminishes the destructive effects.

255. It is found also, that there is no difference in the velocity of the ball caused by varying the weight of the gun.

From the above table it may be seen that doubling the charge of powder from 2 to 4 ounces, increased the velocity from 800 to 1230 feet, while adding one-third from 8 to 12 ounces, only gave an increase of velocity of 40 feet to the second.

256. The greatest velocity of a ball ever observed was about 2000 feet at the moment when it left the gun, and to obtain this it was found that one-third more powder was required than that which gave a velocity of 1600, or 1700 feet per second.

257. *Power and destruction.*—The power of penetration which a ball has, is proportional to the square of its velocity hence, when the object is merely to penetrate, as in the breaching of a fortification, the greatest velocity should be given. But in naval engagements great velocities are not

---

What is said of an increase or diminution of the force of the ball, by varying the charge of powder? Does the weight of the gun vary the force of the ball? What is the greatest velocity at which a ball can be thrown? What is said of the destructive effects of the ball?



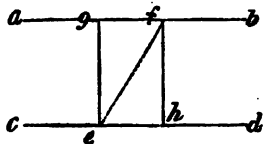
the most destructive, the ball having just sufficient force to go through the ship's side doing the most mischief.

### RESULTANT MOTION.

258. Suppose two men to be sailing in two boats, each at the rate of four miles an hour, at a short distance opposite to each other, and suppose as they are sailing along in this manner, one of the men throws the other an apple. In respect to the boats, the apple would pass directly across from one to the other, that is, its line of direction would be perpendicular to the sides of the boats. But its actual line through the air would be oblique, or diagonal, in respect to the sides of the boats, because in passing from boat to boat, it is impelled by two forces, viz., the force of the motion of the boat forward, and the force by which it is thrown by the hand across this motion.

259. This diagonal motion of the apple is called the *resultant*, or the resulting motion, because it is the effect, or result of two motions, resolved into one. Perhaps this will be more clear by fig. 34, where

Fig. 34.



be the sides of the two boats, and the line  $ef$ , that of the apple. Now the apple when thrown, has a motion with the boat at the rate of four miles an hour, from  $c$  towards  $d$ , and this motion is supposed to continue just as though it had remained in the boat. Had it remained in the boat during the time it was passing from  $e$  to  $f$ , it would have passed from  $e$  to  $h$ . But we suppose it to have been thrown at the rate of eight miles an hour in the direction towards  $g$ , and if the boats are moving south, and the apple thrown towards the east, it would pass in the same time, twice as far towards the east as it did towards the south. Therefore, in respect to the boats, the apple would pass in a perpendicular line from the side of one to that of the other, because they are

---

Suppose two boats, sailing at the same rate, and in the same direction; if an apple be tossed from one to the other, what will be its direction in respect to the boats? What would be its line through the air, in respect to the boats? What is this kind of motion called? Why is it called resultant motion? Explain fig. 34. Why would the line of the apple be actually perpendicular in respect to the boats, but oblique in respect to parallel lines drawn from where it was thrown, and where it struck?

both in motion ; but in respect to one perpendicular line, drawn from the point where the apple was thrown, and a parallel line with this, drawn from the point where it strikes the other boat, the line of the apple would be oblique. This will be clear, when we consider, that when the apple is thrown, the boats are at the points  $e$  and  $g$ , and that when it strikes, they are at  $h$  and  $f$ , these two points being opposite to each other.

The line  $ef$ , through which the apple is thrown, is called the diagonal of a parallelogram, as already explained under compound motion.

260. On the above principle, if two ships, during a battle, are sailing before the wind at equal rates, the aim of the gunners will be exactly the same as though they stood still ; whereas, if the gunner fires from a ship standing still, at another under sail, he takes his aim forward of the mark he intends to hit, because the ship would pass a little forward while the ball is going to her. And so, on the contrary, if a ship in motion fires at another standing still, the aim must be behind the mark, because as the motion of the ball partakes of that of the ship, it will strike forward of the point aimed at.

261. For the same reason, if a ball be dropped from the topmast of a ship under sail, it partakes of the motion of the ship forward, and will fall in a line with the mast, and strike the same point on the deck, as though the ship stood still.

262. If a man upon the full run drops a bullet before him from the height of his head, he cannot run so fast as to overtake it before it reaches the ground.

263. It is on this principle, that if a cannon ball be shot up vertically from the earth, it will fall back to the same point ; for although the earth moves forward while the ball is in the air, yet as it carries this motion with it, so the ball moves forward also, in an equal degree, and therefore comes down at the same place.

264. Ignorance of these laws induced the story-making sailor to tell his comrades, that he once sailed in a ship which went so fast, that when a man fell from the mast-head, the ship sailed away and left the poor fellow to strike into the water behind her.

---

How is this further illustrated ? When the ships are in equal motion, where does the gunner take his aim ? Why does he aim forward of the mark when the other ship is in motion ? If a ship in motion fires at one standing still, where must be the aim ? Why, in this case, must the aim be behind the mark ? What other illustrations are given of resultant motion ?

## PENDULUM.

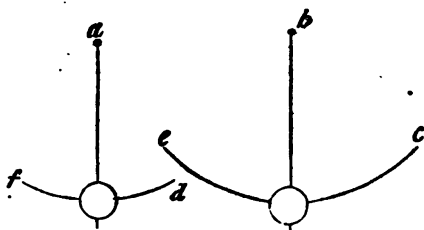
265. A *pendulum* is a heavy body, such as a piece of brass or lead, suspended by a wire or cord, so as to swing backwards and forwards.

When a pendulum swings, it is said to *vibrate*; and that part of a circle through which it vibrates, is called its *arc*.

266. The times of the vibration of a pendulum are very nearly equal, whether it pass through a greater or less part of its arc.

Suppose *a* and *b*, fig. 35, to be two pendulums of equal length, and suppose the weights of each are carried, the one to *c*, and the other to *d*, and both let fall at the same instant; their vibrations would be equal in respect to time, the one passing through its arc from *c* to *e*, and so back again in the same time that the other passes from *d* to *f*, and back again.

Fig. 35.



The reason of this appears to be, that when the pendulum is raised high, the action of gravity draws it more directly downwards, and it therefore acquires, in falling, a greater comparative velocity than is proportioned to the trifling difference of height.

267. In the common clock, the pendulum is connected with wheel work, to regulate the motion of the hands, and with weights, by which the whole is moved. The vibrations of the pendulum are numbered by a wheel having thirty teeth, which revolves once in a minute. Each tooth, therefore, answers to one vibration of the pendulum, and the wheel moves forward one tooth in a second. Thus the second hand revolves once in every sixty beats of the pendulum, and as these beats are seconds, it goes round once in a minute. 1 y

---

What is a pendulum? What is meant by the vibration of a pendulum? What is that part of a circle called, through which it swings? Why does pendulum vibrate in equal time, whether it goes through a small or large part of its arc? Describe the common clock. How many vibrations has the pendulum in a minute?

the pendulum, the whole machine is regulated, for the clock goes faster, or slower, according to its number of vibrations in a given time. The number of vibrations which a pendulum makes in a given time, depends upon its length, because a long pendulum does not perform its journey to and from the corresponding points of its arc so soon as a short one.

268. As the motion of the clock is regulated entirely by the pendulum, and as the number of vibrations are as its length, the least variation in this respect will alter its rate of going. To beat seconds, its length must be about thirty-nine inches. In the common clock, the length is regulated by a screw, which raises and lowers the weight. But as the rod to which the weight is attached, is subject to variations of length in consequence of the change of the seasons, being contracted by cold and lengthened by heat, the common clock goes faster in winter than in summer.

269. Various means have been contrived to counteract the effects of these changes, so that the pendulums may continue the same length the whole year. Among inventions for this purpose, the *gridiron* pendulum is considered the best. It is so called, because it consists of several rods of metal connected together at each end.

270. The principle on which this pendulum is constructed, is derived from the fact, that some metals dilate more by the same degrees of heat than others. Thus, brass will dilate twice as much by heat, and consequently contract twice as much by cold, as steel. If, then, these differences could be made to counteract each other mutually, given points at each end of a system of such rods would remain stationary the year round, and thus the clock would go at the same rate in all climates, and during all seasons.

271. This important object is accomplished by the following means:

Suppose the middle rod, fig. 36, to be made of brass, and the two outside ones of steel, all of the same length. Let the brass rod be firmly fixed to the cross pieces at each end. Let the steel rod *a*, be fixed to the lower cross piece,

Fig. 36.



On what depends the number of vibrations which a pendulum makes in a given time? What is the medium length of a pendulum beating seconds? Why does a common clock go faster in winter than in summer? What is necessary in respect to the pendulum, to make the clock go true the year round? What is the principle on which the gridiron pendulum is constructed

and *b*, to the upper cross piece. The rod *a*, at its upper end, passes through the cross piece, and, in like manner, *b* passes through the lower one. This is done to prevent these small rods from playing backwards and forwards, as the pendulum swings.

272. Now, as the middle rod is lengthened by the heat twice as much as the outside ones, and the outside rods together are twice as long as the middle one, the actual length of the pendulum can neither be increased nor diminished by the variations of temperature.

273. To make this still plainer, suppose the lower cross piece, fig. 37, to be standing on a table, so that it could not be lengthened downwards, and suppose, by the heat of summer, the middle rod of brass should increase one inch in length. This would elevate the upper cross piece an inch, but at the same time the steel rod *a*, swells half an inch, and the steel rod *b*, half an inch, therefore the two points, *c* and *d*, would remain exactly at the same distance from each other.

Fig. 37.



274. As it is the force of gravity which draws the weight of the pendulum from the highest point of its arc downwards, and as this force increases, or diminishes, as bodies approach towards the centre of the earth, or recede from it, so the pendulum will vibrate faster, or slower, in proportion as this attraction is stronger or weaker.

275. Now, it is found that the earth at the equator rises higher from its centre than it does at the poles, for towards the poles it is flattened. The pendulum, therefore, being more strongly attracted at the poles than at the equator, vibrates faster. For this reason, a clock that would keep exact time at the equator, would gain time at the poles, for the rate at which a clock goes, depends on the number of vibrations its pendulum makes. Therefore, pendulums, in order to beat seconds, must be shorter at the equator, and longer at the poles.

---

What are the metals of which this instrument is made? Explain fig. 36, and give the reason why the length of the pendulum will not change by the variations of temperature? Explain fig. 37. What is the downward force which makes the pendulum vibrate? Explain the reason why the same clock would go faster at the poles, and slower at the equator. How can a clock which goes true at the equator be made to go true at the poles? Will a clock keep equal time at the foot and on the top of a high mountain?

For the same reason, a clock which keeps exact time at the foot of a high mountain, would move slower on its top.

276. *Metronome*.—There is a short pendulum, used by musicians for marking time, which may be made to vibrate fast or slow, as occasion requires. This little instrument is called a *metronome*, and besides the pendulum, consists of several wheels, and a spiral spring, by which the whole is moved. This pendulum is only ten or twelve inches long, and instead of being suspended by the end, like other pendulums, the rod is prolonged above the point of suspension, and there is a ball placed near the upper, as well as at the lower extremity.

277. This arrangement will be understood by fig. 38, where *a* is the axis of suspension, *b* the upper ball, and *c* the lower one. Now, when this pendulum vibrates from the point *a*, the upper ball constantly retards the motion of the lower one, by in part counterbalancing its weight, and thus preventing its full velocity downwards.

278. Perhaps this will be more apparent, by placing the pendulum, fig. 39, for a moment on its side, and across a bar, at the point of suspension. In this position, it will be seen, that the little ball would prevent the large one from falling with its full weight, since, were it

moved to a certain distance from the point of suspension, it would balance the large one so that it would not descend at all. It is plain, therefore, that the comparative velocity of the large ball will be in proportion as the small one is moved to a greater or less distance from the point of suspension. The metronome is so constructed, the little ball being made to move up and down on the rod at pleasure, that its vibrations are made to beat the time of a quick or slow tune, as occasion requires.

By this arrangement, the instrument is made to vibrate every two seconds, or every half, or quarter of a second, at pleasure.

Fig. 38.

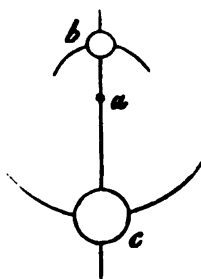



Fig. 39.



Why will it not? What is the metronome? How does this pendulum differ from common pendulums? How does the upper ball retard the motion of the lower one? How is the metronome made to go faster or slower, at pleasure?

## MECHANICS.

279. *Mechanics is a science which investigates the laws and effects of force and motion.*

280. The practical object of this science is, to teach the best modes of overcoming resistances by means of mechanical powers, and to apply motion to useful purposes, by means of machinery.

281. A *machine* is any instrument by which power, motion, or velocity, is applied or regulated.

282. A machine may be very simple, or exceedingly complex. Thus, a pin is a machine for fastening clothes, and a steam engine is a machine for propelling mills and boats.

As machines are constructed for a vast variety of purposes, their forms, powers, and kinds of movement, must depend on their intended uses.

283. Several considerations ought to precede the actual construction of a new or untried machine; for if it does not answer the purpose intended, it is commonly a total loss to the builder.

Many a man, on attempting to apply an old principle to a new purpose, or to invent a new machine for an old purpose, has been sorely disappointed, having found, when too late, that his time and money had been thrown away, for want of proper reflection, or requisite knowledge.

284. If a man, for instance, thinks of constructing a machine for raising a ship, he ought to take into consideration the *inertia*, or *weight*, to be moved—the *force* to be applied—the *strength* of the materials, and the *space*, or situation, he has to work in. For, if the force applied, or the strength of the materials, be insufficient, his machine is obviously useless; and if the force and strength be ample, but the space be wanting, the same result must follow.

285. If he intends his machine for twisting the fibres of flexible substances into threads, he may find no difficulty in respect to power, strength of materials, or space to work in, but if the *velocity*, *direction*, and kind of motion he obtains, be not applicable to the work intended, he still loses his labor.

---

What is mechanics? What is the object of this science? What is a machine? Mention one of the most simple, and one of the most complex of machines.

286. Thousands of machines have been constructed, which, so far as regarded the skill of the workmen, the ingenuity of the contriver, and the construction of the individual parts, were models of art and beauty; and, so far as could be seen without trial, admirably adapted to the intended purpose. But on putting them to actual use, it has too often been found, that their only imperfection consisted in a stubborn refusal to do any part of the work intended.

287. Now, a thorough knowledge of the laws of motion, and the principles of mechanics, would, in many instances at least, have prevented all this loss of labor and money, and spared him so much vexation and chagrin, by showing the projector that his machine would not answer the intended purpose.

The importance of this kind of knowledge is therefore obvious, and it is hoped will become more so as we proceed.

288. *Definitions.*—In mechanics, as well as in other sciences, there are words which must be explained, either because they are common words used in a peculiar sense, or because they are terms of art, not in common use. All technical terms will be as much as possible avoided, but still there are a few, which it is necessary here to explain.

289. *Force* is the means by which bodies are set in motion, kept in motion, and when moving, are brought to rest. The force of gunpowder sets the ball in motion, and keeps it moving, until the force of resisting the air, and the force of gravity, bring it to rest.

290. *Power* is the means by which the machine is moved, and the force gained. Thus we have horse power, water power, and the power of weights.

291. *Weight* is the resistance, or the thing to be moved by the force of the power. Thus the stone is the weight to be moved by the force of the lever or bar.

292. *Fulcrum*, or prop, is the point on which a thing is supported, and about which it has more or less motion. In raising a stone, the thing on which the lever rests, is the fulcrum.

In mechanics, there are a few simple machines called the *mechanical powers*, and however mixed, or complex, a combination of machinery may be, it consists only of these few individual powers.

---

What is meant by force in mechanics? What is meant by power? What is understood by weight? What is the fulcrum? Are the mechanical powers numerous, or only few in number?



We shall not here burthen the memory of the pupil with the names of these powers, of the nature of which he is at present supposed to know nothing, but shall explain the action and use of each in its turn, and then sum up the whole for his accommodation.

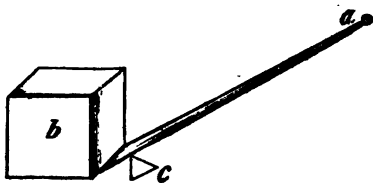
### THE LEVER.

293. *Any rod, or bar, which is used in raising a weight, or surmounting a resistance, by being placed on a fulcrum, or prop, becomes a lever.*

This machine is the most simple of all the mechanical powers, and is therefore in universal use.

294. Fig. 40 represents a straight lever, or *handspike*, called also a *crow-bar*, which is commonly used in raising and moving stone and other heavy bodies. The block *b* is the *weight*,

Fig. 40.



or resistance, *a* is the *lever*, and *c*, the *fulcrum*.

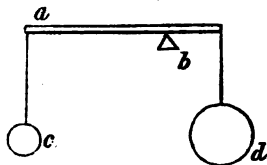
295. The *power* is the hand, or weight of a man, applied at *a*, to depress that end of the lever, and thus to raise the weight.

It will be observed, that by this arrangement the application of a small power may be used to overcome a great resistance.

296. The force to be obtained by the lever, depends on its length, together with the power applied, and the distance of the weight and power from the fulcrum.

Suppose, fig. 41, that *a* is the lever, *b* the fulcrum, *d* the weight to be raised, and *c* the power. Let *d* be considered three times as heavy as *c*, and the fulcrum three times as far from *c* as it is from *d*; then the weight and power will exactly balance each other. Thus, if the

Fig. 41.




---

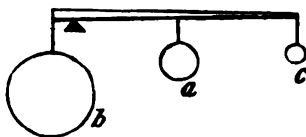
What is a lever? What is the simplest of all mechanical powers? Explain fig. 40. Which is the weight? Where is the fulcrum?

bar be four feet long, and the fulcrum three feet from the end, then three pounds on the long arm will weigh just as much as nine pounds on the short arm, and these proportions will be found the same in all cases.

297. When two weights balance each other, the fulcrum is always at the centre of gravity between them, and therefore, to make a small weight raise a large one, the fulcrum must be placed as near as possible to the large one, since the greater the distance from the fulcrum the small weight or power is placed, the greater will be its force.

298. Suppose the weight *b*, fig. 42, to be sixteen pounds, and suppose the fulcrum to be placed so near it, as to be raised by the power *a*, of four pounds, hanging equally distant from the fulcrum and the end of the lever.

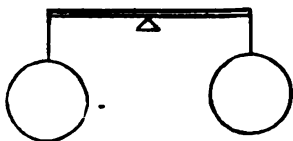
Fig. 42.



If now the power *a* be removed, and another of two pounds, *c*, be placed at the end of the lever, its force will be just equal to *a*, placed at the middle of the lever.

299. But let the fulcrum be moved along to the middle of the lever, with the weight of sixteen pounds still suspended to it, it would then take another weight of sixteen pounds, instead of two pounds, to balance it, fig. 43.

Fig. 43.



Thus, the power which would balance 16 pounds, when the fulcrum is in one place, must be exchanged for another power weighing eight times as much, when the fulcrum is in another place.

300. From these investigations, we may draw the following general truth, or proposition, concerning the lever: *That the force of the lever increases in proportion to the distance of the power from the*

---

Where is the power applied? What is the power in this case? On what does the force to be obtained by the lever depend? Suppose a lever four feet long, and the fulcrum one foot from the end, what number of pounds will balance each other at the ends? When weights balance each other, at what point between them must the fulcrum be? Suppose a weight of 16 pounds on the short arm of a lever is counterbalanced by 4 pounds in the middle of the long arm, what power would balance this weight at the end of the lever?

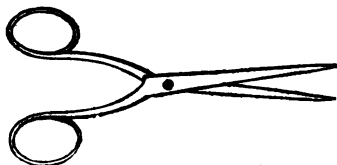
*fulcrum, and diminishes in proportion as the distance of the weight from the fulcrum increases."*

301. From this proposition may be drawn the following rule, by which the exact proportions between the weight or resistance, and the power, may be found. *Multiply the weight by its distance from the fulcrum; then multiply the power by its distance from the same point, and if the products are equal, the weight and the power will balance each other.*

302. Suppose a weight of 100 pounds on the short arm of a lever, 8 inches from the fulcrum, then another weight, or power, of 8 pounds, would be equal to this, at the distance of 100 inches from the fulcrum; because 8 multiplied by 100 is equal to 800; and 100 multiplied by 8 is equal to 800, and thus they would mutually counteract each other.

303. Many instruments in common use are on the principle of this kind of lever. Scissors, fig. 44, consist of two levers, the rivet being the fulcrum for both. The fingers are the power, and the cloth to be cut, the resistance to be overcome.

Fig. 44.

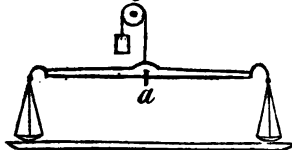


*Pincers, forceps, and sugar cutters*, are examples of this kind of lever.

304. A common scale-beam, used for weighing, is a lever, suspended at the centre of gravity, so that the two arms balance each other. Hence the machine is called a *balance*. The fulcrum, or what is called the *pivot*, is sharpened, like a wedge, and made of hardened steel, so as much as possible to avoid friction.

305. A dish is suspended by cords to each end or arm of the lever, for the purpose of holding the articles to be weighed. When the whole is suspended at the point *a*, fig. 45, the beam or lever

Fig. 45.




---

Suppose the fulcrum to be moved to the middle of the lever, what power would then be equal to 16 pounds? What is the general proposition drawn from these results? What is the rule for finding the proportions between the weight and power? Give an illustration of this rule.

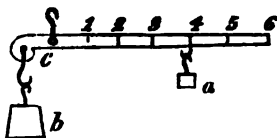
ought to remain in a horizontal position, one of its ends being exactly as high as the other. If the weights in the two dishes are equal, and the support exactly in the centre, they will always hang as represented in the figure.

306. A very slight variation of the point of support towards one end of the lever, will make a difference in the weights employed to balance each other. In weighing a pound of sugar, with a scale-beam of eight inches long, if the point of support is half an inch too near the weight, the buyer would be cheated nearly one ounce, and consequently nearly one pound in every sixteen pounds. This fraud might instantly be detected by changing the places of the sugar and weight, for then the difference would be quite material, since the sugar would then seem to want twice as much additional weight as it did really want.

307. The *steel-yard* differs from the balance, in having its support near one end, instead of in the middle, and also in having the weights suspended by hooks, instead of being placed in a dish.

308. If we suppose the beam to be 7 inches long, and the hook, *c*, fig. 46, to be one inch from the end, then the pound weight *a*, will require an additional pound at *b*, for every inch it is moved from it. This, however, supposes that the bar will balance itself, before any weights are attached to it.

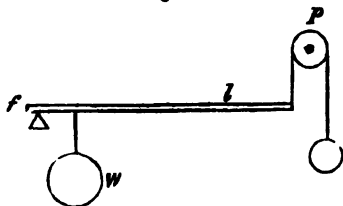
Fig. 46.



In the kind of lever described, the weight to be raised is on one side of the fulcrum, and the power on the other. Thus the fulcrum is (between the power and the weight.)

309. There is another kind of lever, in the use of which, the weight is placed between the fulcrum and the hand. In other words, the weight to be lifted, and the power by which it is moved, are on the same side of the prop.

Fig. 47.



What instruments operate on the principle of this lever? When the scissors are used, what is the resistance, and what the power?

310. This arrangement is represented by fig. 47, where  $w$  is the weight,  $l$  the lever,  $f$  the fulcrum, and  $p$  a pulley, over which a string is thrown, and a small weight suspended, as the power. In the common use of a lever of the first kind, the force is gained by bearing down the long arm of the lever, which is called *prying*. In the second kind, the force is gained by carrying the long arm in a contrary direction, or upward, and this is called *lifting*.

311. Levers of the second kind are not so common as the first, but are frequently used for certain purposes. The oars of a boat are examples of the second kind. The water against which the blade of the oar pushes, is the fulcrum, the boat is the weight to be moved, and the hands of the man, the power.

312. Two men carrying a load between them on a pole, is also an example of this kind of lever. Each man acts as the power in moving the weight, and at the same time each becomes the fulcrum in respect to the other.

If the weight happens to slide on the pole, the man towards whom it goes has to bear more of it in proportion as its distance from him is less than before.

313. A load at  $a$ , fig. 48, is borne equally by the two men, being equally distant from each other; but at  $b$ , three quarters of its weight would be on the man at that end, because three quarters of the length of the lever would be on the side of the other man.

314. In the third, and last kind of lever, the weight is placed at one end, the fulcrum at the other end, and the power between them, or the hand is between the fulcrum and the weight to be lifted.

Fig. 48.

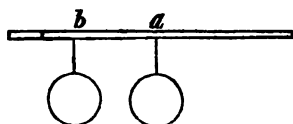
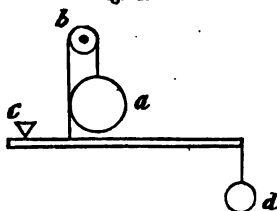


Fig. 49



In the common scale-beam, where is the fulcrum? In what position ought the scale-beam to hang? How may a fraudulent scale-beam be made? How may the cheat be detected? How does the steel-yard differ from the balance? In the first kind of lever, where is the fulcrum, in respect to the weight and power? In the second kind, where is the fulcrum, in respect to the weight and power? What is the action of the first kind called? What is the action of the second kind called? Give examples of the second kind of lever.

315. This is represented by fig. 49, where  $c$  is the fulcrum,  $a$  the power, suspended over the pulley  $b$ , and  $d$  is the weight to be raised.

316. This kind of lever works to great disadvantage, since the power must be greater than the weight. It is therefore seldom used, except in cases where velocity and not force is required. In raising a ladder from the ground to the roof of a house, men are obliged sometimes to make use of this principle, and the great difficulty of doing it, illustrates the mechanical disadvantage of this kind of lever.

317. We have now described three kinds of levers, and, we hope, have made the manner in which each kind acts plain, by illustrations. But to make the difference between them still more obvious, and to avoid all confusion, we will here compare them together.

318. In the first kind, the weight, or resistance, is on the short arm of the lever, the power, or hand, on the long arm, and the fulcrum between them. In the second kind, the weight is between the fulcrum and the hand, or power; and in the third kind the hand is between the fulcrum and the weight.

Fig. 50.

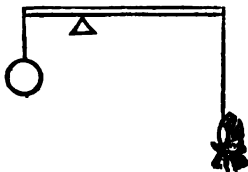


Fig. 51.

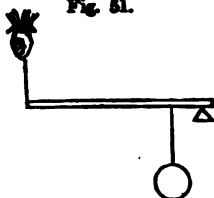
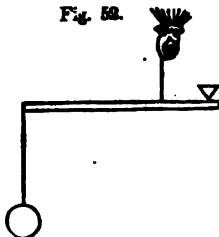


Fig. 52.



In rowing a boat, what is the fulcrum, what the weight, and what the power? What other illustrations of this principle is given? In the third kind of lever, where are the respective places of the weight, power, and fulcrum? What is the disadvantage of this kind of lever? Give an example of the use of the third kind of lever. In what direction do the hand and weight act, in the first kind of lever? In what direction do they act in the second kind? In what direction do they act in the third kind?

319. In fig. 50, the weight and hand both act downwards. In 51, the weight and hand act in contrary directions, the hand upwards and the weight downwards, the weight being between them. In 52 the hand and weight also act in contrary directions, but the hand is between the fulcrum and the weight.

320. *Compound Lever.*—When several simple levers are connected together, and act one upon the other, the machine is called a *compound lever*. In this machine, as each lever acts as an individual, and with a force equal to the action of the next lever upon it, the force is increased or diminished, and becomes greater or less, in proportion to the number or kind of levers employed.

We will illustrate this kind of lever by a single example, but must refer the inquisitive student to more extended works for a full investigation of the subject.

Fig. 53.

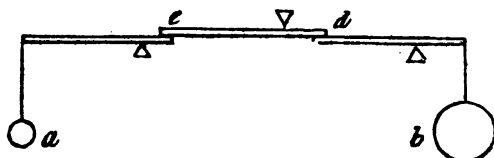


Fig. 53, represents a compound lever, consisting of three simple levers of the first kind.

321. In calculating the force of this lever, the rule applies which has already been given for the simple lever, namely: *The length of the long arm is to be multiplied by the moving power, and that of the short one, by the weight, or resistance.* Let us suppose, then, that the three levers in the figure are of the same length, the long arms being six inches, and the short ones two inches long; required, the weight which a moving power of 1 pound at *a* will balance at *b*. In the first place, 1 pound at *a*, would balance 3 pounds at *c*, for the lever being 6 inches, and the power 1 pound,  $6 \times 1 = 6$ , and the short one being 2 inches,  $2 \times 3 = 6$ . The long arm of the second lever being also 6 inches, and moved with a power of 3 pounds, multiply the 3 by 6 = 18; and multiply the length of the short arm being 2 inches, by 9 = 18. These

---

What is a compound lever? By what rule is the force of the compound lever calculated? How many pounds weight will be raised by three levers connected, of eight inches each, with the fulcrum two inches from the end, by a power of one pound?

two products being equal, the power upon the long arm of the third lever, at  $d$ , would be 9 pounds.  $9 \text{ pounds} \times 6 = 54$ , and  $27 \times 2$ , is 54 ; so that one pound at  $a$  would balance 27 at  $b$ .

The increase of force is thus slow, because the proportion between the long and short arms is only as 2 to 6, or in the proportions of 1, 3, 9.

322. Now suppose the long arms of these levers to be 18 inches, and the short ones 1 inch, and the result will be surprisingly different, for then 1 pound at  $a$  would balance 18 pounds at  $c$ , and the second lever would have a power of 18 pounds. This being multiplied by the length of the lever,  $18 \times 18 = 324$  pounds at  $d$ . The third lever would thus be moved by a power of 324 pounds, which, multiplied by 18 inches for the weight it would raise, would give 5832 pounds.

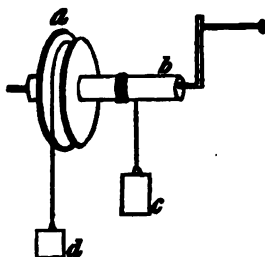
The compound lever is employed in the construction of *weighing machines*, and particularly in cases where great weights are to be determined, in situations where other machines would be inconvenient, on account of their occupying too much space.

## WHEEL AND AXLE.

323. The mechanical power, next to the lever in simplicity, is the *wheel and axle*. It is, however, much more complex than the lever. It consists of two wheels, one of which is larger than the other, but the small one passes through the larger, and hence both have a common centre, on which they turn.

324. The manner in which this machine acts will be understood by fig. 54. The large wheel  $a$ , on turning the machine, will take up, or throw off, as much more rope than the small wheel or axle  $b$ , as its circumference is greater. If we suppose the circumference of the large wheel to be four times that of the small one, then it will take up the rope four times as fast. And because  $a$  is four times as large as

Fig. 54.



If the long arms of the levers be 18 inches, and the short ones one inch, how much will a power of one pound balance? In what machines is the compound lever employed? What advantages do these machines possess over others? What is the next simple mechanical power to the lever? Describe this machine? Explain fig. 54. On what principle does this machine act?

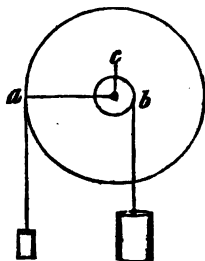


*b*. 1 pound at *d* will balance 4 pounds at *c*, on the opposite side.

325. The principle of this machine is that of the lever, as will be apparent by an examination of fig. 55.

This figure represents the machine endwise, so as to show in what manner that lever operates. The two weights hanging in opposition to each other, the one on the wheel at *a*, and the other on the axle at *b*, act in the same manner as if they were connected by the horizontal lever *a b*, passing from one to the other, having the common centre, *c*, as a fulcrum between them.

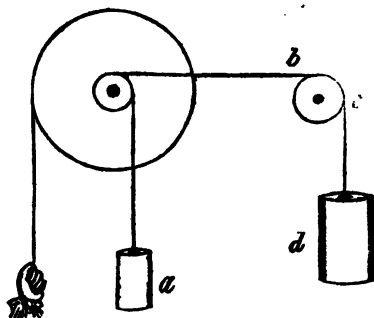
Fig. 55.



326. The wheel and axle, therefore, acts like a constant succession of levers, the long arm being half the diameter of the wheel, and the short one half the diameter of the axle; the common centre of both being the fulcrum. The wheel and axle has, therefore, been called the *perpetual lever*.

327. The great advantage of this mechanical arrangement is, that while a lever of the same power can raise a weight but a few inches at a time, and then only in a certain direction, this machine exerts a continual force, and in any direction wanted. To change the direction, it is only necessary that the rope by which the weight is to be raised, should be carried in a line perpendicular to the axis of the machine, to the place below which the weight lies, and there be let fall over a pulley.

Fig. 56.



328. Suppose the wheel and axle, fig. 56, is erected in the third story of a store house, with the axle over the scuttles, or

---

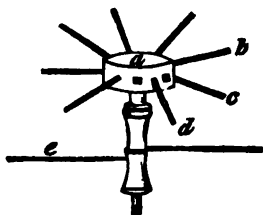
In fig. 55, which is the fulcrum, and which the two arms of the lever? What is this machine called, in reference to the principle on which it acts?

doors through the floors, so that goods can be raised by it from the ground floor, in the direction of the weight *a*. Suppose, also, that the same store stands on a wharf, where ships come up to its side, and goods are to be removed from the vessels into the upper stories. Instead of removing the goods into the store, and hoisting them in the direction of *a*, it is only necessary to carry the rope *b*, over the pulley *c*, which is at the end of a strong beam projecting out from the side of the store, and then the goods will be raised in the direction of *d*, thus saving the labor of moving them twice.

The wheel and axle, under different forms, is applied to a variety of common purposes.

329. The *capstan*, in universal use, on board of ships and other vessels, is an axle placed upright, with a head, or drum, *a*, fig. 57, pierced with holes for the levers *b*, *c*, *d*. The weight is drawn by the rope *e*, passing two or three times round the axle to prevent its slipping.


Fig. 57.



This is a very powerful and convenient machine. When not in use, the levers are taken out of their places and laid aside, and when great force is required, two or three men can push at each lever.

330. The *common windlass* for drawing water is another modification of the wheel and axle. The *winch*, or *crank*, by which it is turned, is moved around by the hand, and there is no difference in the principle, whether a whole wheel is turned, or a single spoke. The winch, therefore, answers to the wheel,

Fig. 58.



What is the great advantage of this machine over the lever and other mechanical powers? Describe fig. 56, and point out the manner in which weights can be raised by letting fall a rope over the pulley. What is the capstan? Where is it chiefly used? What are the peculiar advantages of this form of the wheel and axle? In the common windlass, what part answers to the wheel? Explain fig. 58.

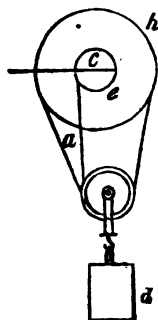
while the rope is taken up, and the weight raised by the axle, as already described.

331. In cases where great weights are to be raised, and it is required that the machine should be as small as possible, on account of room, the simple wheel and axle, modified as represented by fig. 58, is sometimes used.

332. The axle may be considered in two parts, one of which is larger than the other. The rope is attached by its two ends, to the ends of the axle, as seen in the figure. The weight to be raised is attached to a small pulley, or wheel, round which the rope passes. The elevation of the weight may be thus described. Upon turning the axle, the rope is coiled round the larger part, and at the same time it is thrown off the smaller part. At every revolution, therefore, a portion of the rope will be drawn up, equal to the circumference of the thicker part, and at the same time a portion, equal to that of the thinner part, will be let down. On the whole, then, one revolution of the machine will shorten the rope where the weight is suspended, just as much as the difference is between the circumference of the two parts.

333. Now to understand the principle on which this machine acts, we must refer to fig. 59, where it is obvious that the two parts of the rope *a* and *b*, equally support the weight *d*, and that the rope, as the machine turns, passes from the small part of the axle *e* to the large part *h*, consequently, the weight does not rise in a perpendicular line towards *c*, the centre of both, but in a line between the outsides of the large and small parts. Let us consider what would be the consequence of changing the rope *a* to the larger part of the axle, so as to place the weight in a line perpendicular to the axis of motion. In this case it is obvious that the machine would be in equilibrium, since the weight *d* would be divided between the two sides equally, and the two arms of a lever

Fig. 59.




---


Why is the rope shortened, and the weight raised? What is the design of fig. 59? Does the weight rise perpendicular to the axis of motion? Suppose the cylinder was, throughout, of the same size, what would be the consequence? On what principle does this machine act? Which are the long and short arms of the lever, and where is the fulcrum?

passing through the centre *c*, would be of equal length, and therefore no advantage would be gained. But in the actual arrangement, the weight being sustained equally by the large and small parts, there is involved a lever power, the long arm of which is equal to half the diameter of the large part, while the short arm is equal to half the diameter of the small part, the fulcrum being between them.

334. *A varying power, producing a constant force.*—If a power, varying under any given conditions be required to overcome a resistance which varies according to some other given conditions, the one may be accommodated to the other by producing a variation in the leverage, by which one or both acts.

335. This is done in the mechanism of the watch, of which *a*, fig. 60, is the barrel containing the power in the form of a spiral spring, and *b* the fusee which acts as a varying lever, and through which motion is conveyed to the hands of the watch. Now when the watch is first wound up, the main-spring within the barrel is closely coiled, and of course acts with much more power than afterwards, when it is partly unrolled; hence were no means used to equalize this power, every watch would run two or three times as fast, when first wound up, as afterwards. We shall see that the fusee is a complete remedy for the varying action of the main-spring. Its form is a low cone with its surface cut into a spiral groove, to receive the chain, which runs round the barrel. Now when the watch is wound up by applying the key to the axis of the fusee at *c*, the main-spring, one end of which is attached to the diameter of the barrel, and the other to its axis, is closely coiled; but as the action begins on the smallest part of the fusee, the leverage is small, and the power weak; but as the fusee turns, and the spring uncoils, the leverage increases in proportion as the strength of the spring becomes weaker, and thus the two forces mutually equalize each other, and the watch runs at the same rate

Fig. 60.




---

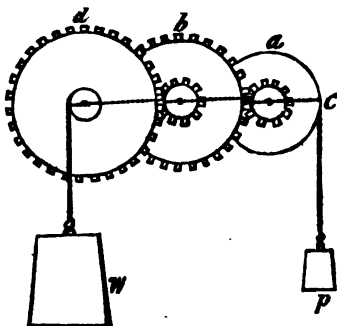
What is the main-spring of a watch? Where is it contained? What is the fusee of a watch? What is its form? When does the main-spring act with most force? How does the fusee equalize this force? Explain how the forces of the spring and fusee mutually equalize each other

until the chain which connects them has run from the barrel to the fusee, when it again requires winding, and the same process begins again.

336. *System of Wheels.*—As the wheel and axle is only a modification of the simple lever, so a system of wheels acting on each other, and transmitting the power to the resistance, is only another form of the compound lever.

337. Such a combination is shown in fig. 61. The first wheel, *a*, by means of the teeth, or cogs, around its axle, moves the second wheel, *b*, with a force equal to that of a lever, the long arm of which extends from the centre of the wheel and axle to the circumference of the wheel, where the power *p* is suspended,

Fig. 61.



and the short arm from the same centre to the ends of the cogs. The dotted line *c*, passing through the centre of the wheel *a*, shows the position of the lever, as the wheel now stands. The centre on which the wheel and axle turn, it will be obvious, is the fulcrum of this lever. As the wheel turns, the short arm of this lever will act upon the long arm of the next lever by means of the teeth on the circumference of the wheel *b*, and this again through the teeth on the axle of *b*, will transmit its force to the circumference of the wheel *d*, and so by the short arm of the third lever to the weight *w*. As the power or small weight falls, therefore, the resistance, *w*, is raised, with the multiplied force of three levers acting on each other.

338. In respect to the force to be gained by such a machine, suppose the number of teeth on the axle of the wheel *a* to be six times less than the number of those on the circumference of the wheel *b*, then *b* would only turn round once, while *a* turned six times. And, in like manner, if the

---

On what principle does a system of wheels act, as represented in fig. 61? Explain fig. 61, and show how the power *p* is transferred by the action of levers *w*.

number of teeth on the circumference of  $d$ , be six times greater than those on the axle of  $b$ , then  $d$  would turn once, while  $b$  turned six times. Thus six revolutions of  $a$  would make  $b$  revolve once, and six revolutions of  $b$  would make  $d$  revolve once. Therefore,  $a$  makes thirty-six revolutions while  $d$  makes only one.

339. The diameter of the wheel  $a$ , being three times the diameter of the axle of the wheel  $d$ , and its velocity of motion being 36 to 1, 3 times 36 will give the weight which a power of 1 pound at  $p$  would raise at  $w$ . Thus  $36 \times 3 = 108$ . One pound at  $p$  would therefore balance 108 pounds at  $w$ .

340. *No machine creates force.*—If the student has attended closely to what has been said on mechanics, he will now be prepared to understand, that no machine, however simple or complex it may be, can *create* the least degree of force. It is true, that one man with a machine may apply a force which a hundred could not exert with their hands, but then it would take him a hundred times as long.

341. Suppose there are twenty blocks of stone to be moved a hundred feet; perhaps twenty men, by taking each a block, would move them all in a minute. One man, with a capstan, we will suppose, may move them all at once, but this man, with his lever, would have to make one revolution for every foot he drew the whole load towards him, and therefore to make one hundred revolutions to perform the whole work. It would also take him twenty times as long to do it, as it took the twenty men. His task, indeed, would be more than twenty times harder than that performed by the twenty men, for, in addition to moving the stone, he would have the friction of the machinery to overcome, which commonly amounts to nearly one third of the force employed.

Hence there would be an actual loss of power by the use of the capstan, though it might be a convenience for the one man to do his work by its means, rather than to call in nineteen of his neighbors to assist him.

342. The same principle holds good in respect to other machinery, where the strength of man is employed as the power, or prime mover. There is no advantage gained, ex-

---

What weight will one pound at  $p$  balance at  $w$ ? Is there any actual power gained by the use of machinery? Suppose 20 men to move 20 stones to a certain distance with their hands, and one man moves them back to the same place with a capstan, which performs the most actual labor? Why? Why then, is machinery a convenience?

cept that of convenience. In the use of the most simple of all machines, the lever, and where, at the same time, there is the least force lost by friction, there is no actual gain of power, for what seems to be gained in force is always lost in velocity. Thus, if a lever is of such length to raise 100 pounds an inch by the power of 1 pound, its long arm must pass through a space of 100 inches. Thus, what is gained in one way is lost in another.

343. Any power by which a machine is moved, must be equal to the resistance to be overcome, and, in all cases where the power descends, there will be a proportion between the velocity with which it moves downwards, and the velocity with which the weight moves upwards. There will be no difference in this respect, whether the machine be simple or compound, for if its force be increased by increasing the number of levers, or wheels, the velocity of the moving power must also be increased, as that of the resistance is diminished.

344. There being, then, always a proportion, between the velocity with which the moving force descends, and that with which the weight ascends, whatever this proportion may be, it is necessary that the power should have to the resistance the same ratio that the velocity of the resistance has to the velocity of the power. In other words, "*The power multiplied by the space through which it moves, in a vertical direction, must be equal to the weight multiplied by the space through which it moves in a vertical direction.*"

This law is known under the name of "the law of virtual velocities," and is considered the *golden rule* of mechanics.

345. This principle has already been explained, while treating of the lever (296); but that the student should want nothing to assist him in clearly comprehending so important a law, we will again illustrate it in a different manner.

346. Suppose the weight of ten pounds to be suspended on the short arm of the lever, fig. 62, and that the fulcrum is only one inch from the weight; then, if the lever be ten inches long, on the other side of the fulcrum, one pound at *a* would raise, or balance, the ten pounds at *b*. But in raising the ten pounds one inch in a vertical direction, the long

In the use of the lever, what proportion is there between the force of the short arm, and the velocity of the long arm? How is this illustrated? Is it said, that the velocity of the power downwards, must be in proportion to that of the weight upwards? Does it make any difference, in this respect, whether the machine be simple or compound? What is the golden rule of mechanics? Under what name is this law known?

arm of the lever must fall ten inches in a vertical direction, and therefore the velocity of *a* would be ten times the velocity of *b*.

347. The application of this law, or rule, is apparent. The power is one pound, and the space through which it falls is ten inches, therefore  $10 \times 1 = 10$ . The weight is 10 pounds, and the space through which it rises is one inch, therefore  $1 \times 10 = 10$ .

348. Thus, the power, multiplied by the space through which it moves, is exactly equal to the weight, multiplied by the space through which it moves.

349. Again, suppose the lever, fig. 63, to be thirty inches long from the fulcrum to the point where the power *p* is suspended, and that the weight *w* is two inches from the fulcrum. If the power be 1 pound, the weight must be 15 pounds, to produce equilibrium, and the power *p* must fall thirty inches, to raise the weight *w* 2 inches. Therefore the power

being one pound, and the space 30 inches,  $30 \times 1 = 30$ . The weight being 15 pounds, and the space 2 inches,  $15 \times 2 = 30$ .

Thus, the power, multiplied by the space through which it falls, and the weight multiplied by the space through which it rises, are equal.

However complex the machine may be, by which the force of a descending power is transmitted to the weight to be raised, the same rule will apply, as it does to the action of the simple lever.

#### THE PULLEY.

350. A pulley consists of a wheel, which is grooved on the edge, and which is made to turn on its axis, by a chord passing over it.

Fig. 62.

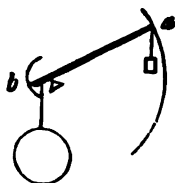
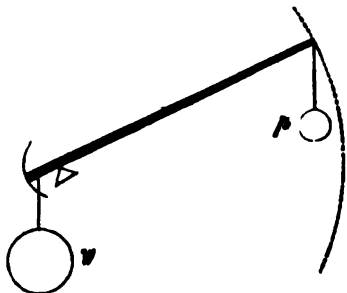


Fig. 63.



Explain fig. 62, and show how the rule is illustrated by that figure. Explain fig. 63, and show how the same rule is illustrated by it. What is said of the application of this rule to complex machines?



351. Fig. 64 represents a *simple pulley*, with a single fixed wheel. In other forms of the machine, the wheel moves up and down, with the weight.

352. The pulley is arranged among the simple mechanical powers; but when several are connected, the machine is called a *system of pulleys*, or a *compound pulley*.

353. One of the most obvious advantages of the pulley is, its enabling men to exert their own power, in places where they cannot go themselves. Thus, by means of a rope and wheel, a man can stand on the deck of a ship, and hoist a weight to the topmast.

By means of two fixed pulleys, a weight may be raised upward, while the power moves in a horizontal direction. The weight will also rise vertically through the same space that the rope is drawn horizontally.

354. Fig. 65 represents two fixed pulleys, as they are arranged for such a purpose. In the erection of a lofty edifice, suppose the upper pulley to be suspended to some part of the building; then a horse pulling at the rope *a* would raise the weight *w*, vertically, as far as he went horizontally.

355. In the use of the *wheel* of the pulley, there is no mechanical advantage, except that which arises from removing the friction, and diminishing the imperfect flexibility of the rope.

In the mechanical effects of this machine, the result would be the same, did it slide on a smooth surface with the same ease that its motion makes the wheel revolve.

356. The action of the pulley is on a different principle

Fig. 64.

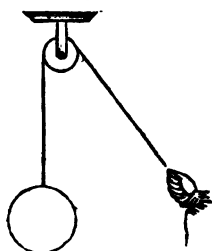
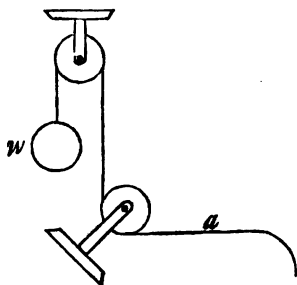


Fig. 65.




---

What is a pulley? What is a simple pulley? What is a system of pulleys, or a compound pulley? What is the most obvious advantage of the pulley? How must two fixed pulleys be placed to raise a weight vertically, as far as the power goes horizontally? What is the advantage of the wheel of the pulley?

from that of the wheel and axle. A system of wheels, as already explained, acts on the same principle as the compound lever. But the mechanical efficacy of a system of pulleys is derived entirely from the division of the weight among the strings employed in suspending it. In the use of the single *fixed* pulley, there can be no mechanical advantage, since the weight rises as fast as the power descends. This is obvious by fig. 64; where it is also apparent that the power and weight must be exactly equal, to balance each other.

357. In the single movable pulley, fig. 66, the same rope passes from the fixed point *a*, to the power *p*. It is evident here, that the weight is supported equally by two parts of the string between which it hangs. Therefore, if we call the weight *w* ten pounds, five pounds will be supported by one string, and five by the other. The power then will support twice its own weight, so that a person pulling with a force of five pounds at *p*, will raise ten pounds at *w*. The mechanical force, therefore, in respect to the power, is as two to one.

In this example, it is supposed there are only two ropes, each of which bears an equal part of the weight.

358. If the number of ropes be increased, the weight may be increased with the same power; or the power may be diminished in proportion as the number of ropes is increased. In fig. 67, the number of ropes sustaining the weight is four, and therefore the weight may be four times as great as the power. This principle must be evident since it is plain that each rope sustains an equal part of the weight. The weight may therefore be

Fig. 66.

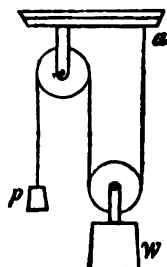
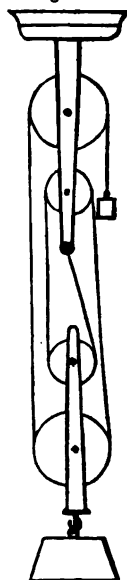


Fig. 67.




---

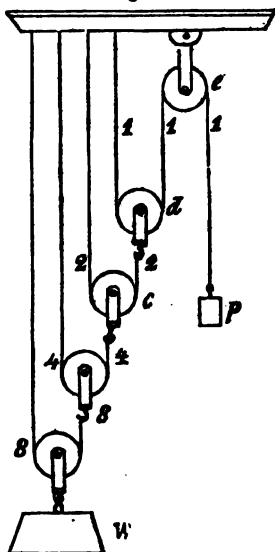
How does the action of the pulley differ from that of the wheel and axle? Is there any mechanical advantage in the fixed pulley? What weight at *p*, fig. 66, will balance ten pounds at *w*? Suppose the number of ropes be increased, and the weight increased, must the power be increased also?

considered as divided into four parts, and each part sustained by one rope.

359. In fig. 68, there is a system of pulleys represented, in which the weight is sixteen times the power.

The tension of the rope  $d e$ , is evidently equal to the power,  $p$ , because it sustains it:  $d$ , being a movable pulley, must sustain a weight equal to twice the power; but the weight which it sustains, is the tension of the second rope,  $d, c$ . Hence the tension of the second rope is twice that of the first, and, in like manner, the tension of the third rope is twice that of the second, and so on, the weight being equal to twice the tension of the last rope.

Fig 68.



360. Suppose the weight  $w$  to be sixteen pounds, then the two ropes, 8 and 8, would sustain just 8 pounds each, this being the whole weight divided equally between them. The next two ropes, 4 and 4, would evidently sustain but half this whole weight, because the other half is already sustained by a rope fixed at its upper end. The next two ropes sustain but half of 4, for the same reason; and the next pair, 1 and 1, for the same reason, will sustain only half of 2. Lastly, the power  $p$  will balance two pounds, because it sustains but half this weight, the other half being sustained by the same rope, fixed at its upper end.

361. It is evident, that in this system, each rope and pulley which is added, will double the effect of the whole. Thus, by adding another rope and pulley beyond 8, the weight  $w$  might be 32 pounds, instead of 16, and still be balanced by the same power.

---

Suppose the weight, fig. 67, to be 32 pounds, what will each rope bear? Explain fig. 68, and show what part of the weight each rope sustains, and why 1 pound at  $p$  will balance 16 pounds at  $w$ . Explain the reason why each additional rope and pulley will double the effect of the whole, or why its weight may be double that of all the others, with the same power.

362. In our calculations of the effects of pulleys, we have allowed nothing for the weight of the pulleys themselves, or for the friction of the ropes. In practice, however, it will be found, that nearly one third must be allowed for friction, and that the power, therefore, to actually raise the weight, must be about one third greater than has been allowed.

363. The pulley, like other machines, obeys the laws of virtual velocities, already applied to the lever and wheel. Thus, *"in a system of pulleys, the ascent of the weight, or resistance, is as much less than the descent of the power, as the weight is greater than the power."* If, as in the last example, the weight is 16 pounds, and the power 1 pound, the weight will rise only one foot while the power descends 16 feet.

364. In the single fixed pulley, the weight and power are equal, and, consequently, the weight rises as fast as the power descends.

365. With such a pulley, a man may raise himself up to the mast-head by his own weight. Suppose a rope is thrown over a pulley, and a man ties one end of it round his body, and takes the other end in his hands; he may raise himself up, because, by pulling with his hands, he has the power of throwing more of his weight on that side than on the other, and when he does this his body will rise. Thus, although the power and the weight are the same individual, still the man can change his centre of gravity, so as to make the power greater than the weight, or the weight greater than the power, and thus can elevate one half of his weight in succession.

#### WHITE'S PULLEY.

366. In all the pulleys we have described, there is a great defect in consequence of the different velocities at which the several wheels turn, and the consequent friction to which some of them are subjected.

367. It is obvious that in a system of pulleys, the first wheel, or that over which the cord passes, sustaining the power, must turn as many times more than the last wheel, or that sustaining the weight, as the weight is greater than the power. Thus, some of the wheels turn ten, or twenty times, while others turn only once, or twice, and of course

---

In compound machines, how much of the power must be allowed for the friction? How may a man raise himself up by means of a rope and single fixed pulley? What is a great defect in the common pulley? What proportions do the revolutions in the first and last wheels bear to each other? What are the consequences of friction in the wheels of the pulley?

every time a wheel revolves, a length of rope equal to its circumference must pass over it. If, then, the system consists of many wheels, the friction not only so retards the motion, as to require a much greater power to raise the same weight, but the wheels and the ropes are soon worn out, and require to be frequently replaced, often at considerable cost.

368. Now, allowing the diameter of the wheels to be the same, the velocities at which they revolve must be measured by the length of rope passing over them, and hence their different rates of motion, and unequal friction, mentioned above.

369. It has been an object among mechanical philosophers to remedy this defect by inventing a system of pulleys, the wheels of which should all revolve on their axles in the same time, each making the same number of revolutions, notwithstanding the different lengths of rope passing over them, and thus avoid a defect common to those in use.

370. This object seems to have been fully attained by Mr. James White, whose invention is represented by fig. 69, and which will be understood by the following description: In order that the successive wheels should revolve in the same time, and their circumferences should be just equal to the length of rope passing over them, Mr. White made them all of different diameters. By this construction, although the length of rope passing over each was different, yet their revolutions are equal, both with respect to time and number.

371. But still, were each wheel separate, though the object would in part have been attained, yet the friction of many wheels placed side by side would have left the machine imperfect. To remove this defect, the inventor reduced all the wheels in the same system to one, or rather, instead of using many wheels, he cut many grooves

Fig. 69.




---

How are the velocities of the different wheels measured? In what manner is it said that the defect with respect to friction might be remedied? Describe White's pulley.

in the same block. These grooves, as seen in the figure, are of different diameters, corresponding to the length of rope passing over each.

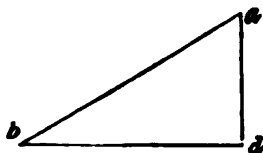
372. By this arrangement all the friction is avoided, except that of a pivot at each end, and the lateral friction of a single wheel. A single rope sustains the whole, and as in other systems, the weight is as many times the power as there are ropes sustaining the lower block. This is considered the most perfect system of pulleys yet invented.

#### THE INCLINED PLANE.

373. The fourth simple mechanical power is the *inclined plane*.

This power consists of a plain, smooth surface, which is inclined towards, or from the earth. It is represented by fig. 70, where from  $a$  to  $b$  is the *inclined plane*; the line from  $d$  to  $a$ , is its height, and that from  $b$  to  $d$ , its base.

Fig. 70.




A board with one end on the ground, and the other end resting on a block, becomes an inclined plane.

374. This machine being both useful and easily constructed, is in very general use, especially where heavy bodies are to be raised only to a small height. Thus a man, by means of an inclined plane, which he can readily construct with a board, or couple of bars, can raise a load into his wagon, which ten men could not lift with their hands.

375. *The power required to force a given weight up an inclined plane, is in proportion to its height, and the length of its base, or, in other words, the force must be in proportion to the rapidity of its inclination.*

376. The power,  $p$ , fig. 71, pulling a weight up the inclined plane, from  $c$  to  $d$ , only raises it in a perpendicular direction from  $e$  to  $d$ , by acting along the whole length of the

Fig. 71.



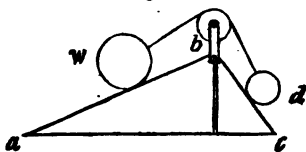

---

What is an inclined plane? On what occasions is this power chiefly used? Suppose a man wants to load a barrel of cider into his wagon, how does he make an inclined plane for this purpose?

plane If the plane be twice as long as it is high, that is, if the line from  $c$  to  $d$  be double the length of that from  $e$  to  $d$ , then one pound at  $p$  will balance two pounds any where between  $d$  and  $c$ . It is evident, by a glance at this figure, that were the base, that is, the line from  $e$  to  $c$ , lengthened, the height from  $e$  to  $d$  being the same, that a less power at  $p$  would balance an equal weight any where on the inclined plane; and so, on the contrary, were the base made shorter, that is, the plane more steep, the power must be increased in proportion.

377. Suppose two inclined planes, fig. 72, of the same height, with bases of different lengths; then the weight and power will be to each other as the length of the planes.

Fig. 72.

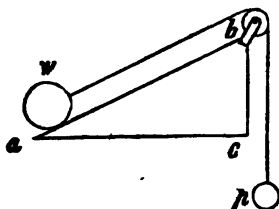


If the length from  $a$  to  $b$  is two feet, and that from  $b$  to  $c$  one foot, then two pounds at  $d$  will balance four pounds at  $w$ , and so in this proportion, whether the planes be longer or shorter.

378. The same principle, with respect to the vertical velocities of the weight and powers, applies to the inclined plane, in common with the other mechanical powers.

Fig. 73.

Suppose the inclined plane, fig. 73, to be two feet from  $a$  to  $b$ , and one foot from  $c$  to  $b$ , then, as we have already seen by fig. 71, a power of 1 pound at  $p$ , would balance a weight of two pounds at  $w$ . Now, in the fall of the power to draw up the weight, it is obvious that its vertical descent must be just twice the vertical ascent of the weight; for the



power must fall down the distance from  $a$  to  $b$ , to draw the weight that distance; but the vertical height to which the weight  $w$  is raised, is only from  $c$  to  $b$ . Thus the power, be-

---

To roll a given weight up an inclined plane, to what must the force be proportioned? Explain fig. 71. If the length of the long plane, fig. 72, be double that of the short one, what must be the proportion between the power and the weight? What is said of the application of the law of vertical velocities to the inclined plane? Explain fig. 73, and show why the power must fall twice as far as the weight rises.

ing two pounds, must fall two feet, to raise the weight, four pounds, one foot ; and thus the power and weight, multiplied by the several velocities, are equal.

379. When the power of an inclined plane is considered as a machine, it must therefore be estimated by the proportion which the length bears to the height ; *the power being increased in proportion as the elevation of the plain is diminished.*

Hilly roads may be regarded as inclined planes, and loads drawn upon them in carriages, considered in reference to the powers which impel them, and subject to all the conditions which we have stated, with respect to inclined planes.

380. The power required to draw a load up a hill, is in proportion to the length and elevation of the inclined plane. On a road perfectly horizontal, if the power is sufficient to overcome the friction, and the resistance of the atmosphere, the carriage will move. But if the road rise one foot in fifteen, besides these impediments, the moving power will have to lift one fifteenth part of the load.

381. If two roads rise, one at the rate of a foot in fifteen feet, and another at the rate of a foot in twenty, then the same power that would move a given weight fifteen feet on the one, would move it twenty feet on the other, in the same time.

In the building of roads, therefore, both speed and power are very often sacrificed to want of judgment, or ignorance of these laws.

382. A road, as every traveler knows, is often continued directly over a hill, when half the power, with the increase of speed, on a level road around it, would gain the same distance in half the time.

Besides, where is there a section of country in which the traveler is not vexed with roads, passing straight over hills, when precisely the same distance would carry him around them on a level plane. To use a homely, but very pertinent illustration, "the bale of a pot is no longer, when it lies down, than when it stands up." Had this simple fact been noticed, and its practical bearing carried into effect by road makers, many a high hill would have been shunned for a circuit around its base, and many a poor horse, could he speak, would thank the wisdom of such an invention.

#### THE WEDGE.

383. The next simple mechanical power is the *wedge*. *This instrument may be considered as two inclined planes, placed base to base.* It is much employed for the purpose of splitting or dividing solid bodies, such as wood and stone.



Fig. 74 represents such a wedge as is usually employed in cleaving timber. This instrument is also used in raising ships, and preparing them to launch, and for a variety of other purposes. Nails, awls, needles, and many cutting instruments, act on the principle of this machine.

There is much difficulty in estimating the power of the wedge, since this depends on the force, or the number of blows given it, together with the obliquity of its sides. A wedge of great obliquity would require hard blows to drive it forward, for the same reason that a plane, much inclined, requires much force to roll a heavy body up it. But were the obliquity of the wedge, and the force of each blow given, still it would be difficult to ascertain the exact power of the wedge in ordinary cases, for, in the splitting of timber and stone, for instance, the divided parts act as levers, and thus greatly increase the power of the wedge. Thus, in a log of wood, six feet long, when split one half of its length, the other half is divided with ease, because the two parts act as levers, the lengths of which constantly increase, as the cleft extends from the wedge.

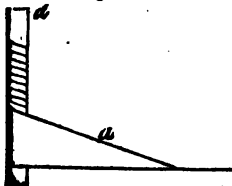
Fig. 74.



#### THE SCREW.

384. The *screw* is the fifth and last simple mechanical power. *It may be considered as a modification of the inclined plane, or as a winding wedge.* It is an inclined plane running spirally round a spindle, as will be seen by fig. 75. Suppose *a* to be a piece of paper, cut into the form of an inclined plane and rolled round the piece of wood *d*; its edge would form the spiral line, called the *thread* of the screw.

Fig. 75.



If the finger be placed between the two threads of a screw, and the screw be turned round once, the finger will be raised upward equal to the

On what principle does the wedge act? In what case is this power useful? What common instruments act on the principle of the wedge? What difficulty is there in estimating the power of the wedge? On what principle does the screw act? How is it shown that the screw is a modification of the inclined plane?

distance of the two threads apart. In this manner, the finger is raised up the inclined plane, as it runs round the cylinder.

385. The power of the screw is transmitted and employed by means of another screw called the *nut*, through which it passes. This has a spiral groove running through it, which exactly fits the thread of the screw.

If the nut is fixed, the screw itself, on turning it round, advances forward; but if the screw is fixed, the nut, when turned, advances along the screw.

Fig. 76 represents the first kind of screw, being such as is commonly used in pressing paper, and other substances. The nut, *n*, through which the screw passes, answers also for one of the beams of the press. If the screw be turned to the right, it will advance downwards, while the nut stands still.

386. A screw of the second kind is represented by fig. 77. In this, the screw is fixed, while the nut, *n*, by being turned by the lever, *l*, from right to left, will advance down the screw.

In practice, the screw is never used as a simple mechanical machine; the power being always applied by means of a lever, passing through the head of the screw, as in fig. 76, or into the nut, as in fig. 77.

*The screw, therefore, acts with the combined power of the inclined plane and the lever, and its force is such as to be limited only by the strength of the materials of which it is made.*

387. In investigating the effects of this machine, we must, therefore, take into account both these simple mechanical

Fig. 76.

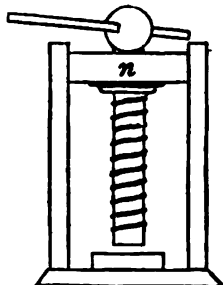
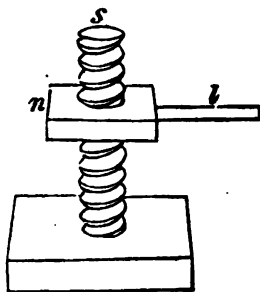


Fig. 77.



Explain fig. 76. Which is the screw, and which the nut? Which way must the screw be turned, to make it advance through the nut? How does the screw fig. 76, differ from fig. 77? Is the screw ever used as a simple machine? By what other simple power is it moved? What two simple mechanical powers are concerned in the force of the screw?

powers, so that the screw now becomes really a compound engine.

388. In the inclined plane, we have already seen, that the less it is inclined, the more easy is the ascent up it. In applying the same principle to the screw, it is obvious, that the greater the distance of the threads from each other, the more rapid the inclination, and, consequently, the greater must be the power to turn it, under a given weight. On the contrary, if the thread inclines downwards but slightly, it will turn with less power, for the same reason that a man can roll a heavy weight up a plane but little inclined. Therefore, the finer the screw, or the nearer the threads to each other, the greater will be the pressure under a given power.

389. Let us suppose two screws, the one having the threads one inch apart, and the other half an inch apart; then the force which the first screw will give with the same power at the lever will be only half that given by the second. The second screw must be turned twice as many times round as the first, to go through the same space, but what is lost in velocity is gained in power. At the lever of the first, two men would raise a given weight to a given height by making one revolution; while at the lever of the second, one man would raise the same weight to the same height, by making two revolutions.

390. It is apparent that the length of the inclined plain, up which a body moves in one revolution, is the circumference of the screw, and its height the interval between the threads. The proportion of its power would therefore be "*as the circumference of the screw, to the distance between the threads, so is the weight to the power.*"

391. By this rule the power of the screw alone can be found; but as this machine is moved by means of the lever, we must estimate its force by the combined power of both. In this case, the circumference described by the end of the lever employed, is taken, instead of the circumference of the screw itself. The means by which the force of the screw may be found, is therefore by multiplying the circumference which the lever describes by the power. Thus, "*the power multiplied by the circumference which it describes, is equal to*

---

Why does the nearness of the threads make a difference in the force of the screw? Suppose one screw, with its threads one inch apart, and another half an inch apart, what will be their difference in force? What is the length of the inclined plane, up which a body moves by one revolution of the screw? What would be the height to which the same body would move at one revolution? How is the force of the screw estimated? How may the efficacy of the screw be increased?

*the weight or resistance, multiplied by the distance between the two contiguous threads."* Hence the efficacy of the screw may be increased, by increasing the length of the lever by which it is turned, or by diminishing the distance between the threads. If, then, we know the length of the lever, the distance between the threads, and the weight to be raised, we can readily calculate the power; or, the power being given, and the distance of the threads and the length of the lever known, we can estimate the weight the screw will raise.

392. Thus, suppose the length of the lever to be forty inches, the distance of the threads one inch, and the weight 8000 pounds; required, the power, at the end of the lever, to raise the weight.

393. The lever being 40 inches, the diameter of the circle, which the end describes, is 80 inches. The circumference is a little more than three times the diameter, but we will call it just three times. Then,  $80 \times 3 = 240$  inches, the circumference of the circle. The distance of the threads is 1 inch, and the weight 8000 pounds. To find the power, multiply the weight by the distance of the threads, and divide by the circumference of the circle. Thus,

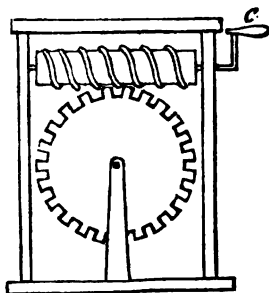
$$\begin{array}{ccccccc} \text{circum.} & & \text{in.} & & \text{weight.} & & \text{power} \\ 240 & \times & 1 & : : & 8000 & = & 33\frac{1}{3} \end{array}$$

The power at the end of the lever must therefore be  $33\frac{1}{3}$  pounds. In practice this power would require to be increased about one-third, on account of friction.

394. *Perpetual Screw.*—The force of the screw is sometimes employed to turn a wheel, *b* acting on its teeth. In this case it is called the *perpetual screw*.

395. Fig. 78 represents such a machine. It is apparent, that by turning the crank *c*, the wheel will revolve, for the thread of the screw passes between the cogs of the wheel. By means of an axle, through the centre of this wheel, like the common wheel and axle, this becomes an exceedingly powerful machine, but like all other contrivances for obtaining great power, its effective mo-

Fig. 78.



tion is exceedingly slow. It has, however, some disadvantages, and particularly the great friction between the thread of the screw and the teeth of the wheel, which prevents it from being generally employed to raise weights.

396. *All these mechanical powers resolved into three.* -- We have now enumerated and described all the mechanical powers usually denominated simple. They are six in number, namely, the Lever, Wheel and Axle, Pulley, Wedge, Inclined Plane, and Screw.

397. In respect to the principle on which they act, they may be resolved into three simple powers, namely, the lever, the inclined plane, and the pulley; for it has been shown that the wheel and axle is only another form of the lever, and that the screw is but a modification of the inclined plane.

It is surprising, indeed, that these simple powers can be so arranged and modified, as to produce the different actions in all that vast variety of intricate machinery which men have invented and constructed.

398. The variety of motions we witness in the little engine which makes cards, by being supplied with wire for the teeth, and strips of leather to stick them through, would itself seem to involve more mechanical powers than those enumerated. This engine takes the wire from a reel, bends it into the form of teeth; cuts it off; makes two holes in the leather for the tooth to pass through; sticks it through; then gives it another bend, on the opposite side of the leather; graduates the spaces between the rows of teeth, and between one tooth and another; and, at the same time, carries the leather backwards and forwards, before the point where the teeth are introduced, with a motion exactly corresponding with the motions of the parts which make and stick the teeth, as not to produce the difference of a hair's breadth in the distance between them.

399. All this is done without the aid of human hands, any farther than to put the leather in its place, and turn a crank; or, in some instances, many of these machines are turned at once, by means of three or four dogs, walking on an inclined plane which revolves.

---

The length of the lever, the distance between the threads, and the weight being known, how can the power be found? Give an example. What is the screw called when it is employed to turn a wheel? What is the object of this machine for raising weights? How many simple mechanical powers are there, and what are they called? How can they be resolved into three simple powers? What is said of the card-making machine? What are the chief mechanical powers concerned in its motions?

400. Such a machine displays the wonderful ingenuity and perseverance of man, and at first sight would seem to set at nought the idea that the lever and wheel were the chief simple powers concerned in its motions. But when these motions are examined singly and deliberately, we are soon convinced that the wheel, variously modified, is the principal mechanical power in the whole engine.

401. *Use of Machinery.*—It has already been stated, (332) that notwithstanding the vast deal of time and ingenuity which men have spent on the construction of machinery, and in attempting to multiply their powers, there has, as yet, been none produced, in which the power was not obtained at the expense of velocity, or velocity at the expense of power; and, therefore, no actual force is ever generated by machinery.

402. Suppose a man able to raise a weight by means of a compound pulley of ten ropes, which it would take ten men to raise by one rope without pulleys. If the weight is to be raised a yard, the ten men by pulling their rope a yard will do the work. But the man with the pulleys must draw his rope ten yards to raise the weight one yard, and in addition to this, he has to overcome the friction of the ten pulleys, making about one-third more actual labor than was employed by the ten men. But notwithstanding these inconveniences, the use of machinery is of vast importance to the world.

403. On board of a ship, a few men will raise an anchor with a capstan, which it would take ten or twenty times the same number to raise without it, and thus the expense of shipping men expressly for this purpose is saved.

404. One man with a lever, may move a stone which it would take twenty men to move without it, and though it should take him twenty times as long, he would still be the gainer, since it would be more convenient, and less expensive for him to do the work himself, than to employ twenty others to do it for him.

405. When men employ the natural elements as a power to overcome resistance by means of machinery, there is a vast saving of animal labor. Thus mills, and all kinds of engines, which are kept in motion by the power of water, or

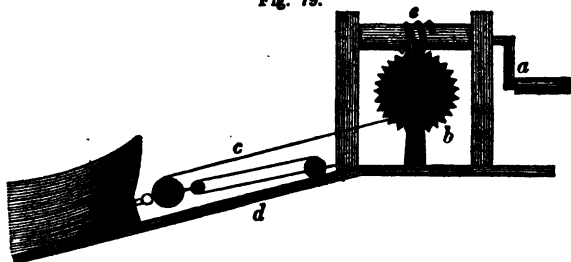
---

Is there any actual force generated by machinery? Can great velocity and great force be produced by the same machinery? Why not? Which performs the greatest labor, ten men who lift a weight with their hands, or one man who does the same with ten pulleys? Why?

wind, or steam, save animal labor equal to the power it takes to keep them in motion.

406. *Five Mechanical Powers in one Machine.*—An engineer, it is said, for the purpose of drawing a ship out of the water to be repaired, combined the mechanical powers represented by fig. 79, and perhaps no machine ever constructed gives greater force with so small a power.

Fig. 79.



It involves the lever *a*, wheel and axle *b*, the pulley *c* and *d*, the inclined plane *d*, and the screw *e*.

407. To estimate the force of this engine it is necessary to know the length of the lever, diameter of the wheel, &c.

Suppose then, the sizes of the different powers are as follows, viz :

Length of the lever <i>a</i> ,	18 inches.
Distance of the threads <i>e</i> ,	1 inch.
Diameter of the wheel <i>b</i> ,	4 feet.
Diameter of the axle,	1 foot.
Pulleys <i>c</i> and <i>d</i> , <i>d</i> fixed,	4 strings.
Height of the plane <i>d</i> one-half its length,	2

Suppose the man turns the lever *a* with the power equal to 100 pounds, the force on the ship would thus be found, for the different laws and rules referring to each mechanical power.

1. One hundred pounds on the lever <i>a</i> , would become a force by means of the screw on the wheel <i>b</i> of	Pounds. 11,309.76
2. Diameter of wheel four times that of the axle,	4
	45,239.04
3. The number of pulley strings,	4
	180,956.16
4. Height of the inclined plane half its length,	2
	361,912.32

The force on the ship therefore would be equal to 361,912 pounds, or about 161 tons.

## HYDROSTATICS.

408. *Hydrostatics is the science which treats of the weight, pressure, and equilibrium of water, or other fluids when in a state of rest.*

409. *Hydraulics is that part of the science of fluids which treats of water in motion, and the means of raising and conducting it in pipes, or otherwise, for all sorts of purposes.*

410. The subject of water at rest, will first claim investigation, since the laws which regulate its motion will be best understood by first comprehending those which regulate its pressure.

411. *A fluid is a substance whose particles are easily moved among each other, as air and water.*

412. The air is called an *elastic fluid*, because it is easily compressed into a smaller bulk, and returns again to its original state when the pressure is removed. Water is called a *non-elastic fluid*, because it admits of little diminution of bulk under pressure.

413. The non-elastic fluids are perhaps more properly called *liquids*, but both terms are employed to signify water and other bodies possessing its mechanical properties. The term *fluid*, when applied to the air, has the word *elastic* before it.

414. One of the most obvious properties of fluids, is the facility with which they yield to the impressions of other bodies, and the rapidity with which they recover their former state, when the pressure is removed. The cause of this, is apparently the freedom with which their particles slide over, or among each other; their cohesive attraction being so slight as to be overcome by the least impression. On this want of cohesion among their particles seems to depend the peculiar mechanical properties of these bodies.

What are the five mechanical powers employed in fig. 79? Point out on the cut the place of each power. What is hydrostatics? How does hydraulics differ from hydrostatics? What is a fluid? What is an elastic fluid? Why is air called an elastic fluid? What substances are called liquids? What is one of the most obvious properties of liquids? On what do the peculiar mechanical properties of fluids depend?



415. In solids, there is such a connection between the particles, that if one part moves, the other part must move also. But in fluids, one portion of the mass may be in motion, while the other is at rest. In solids, the pressure is always downwards, or towards the centre of the earth's gravity; but in fluids, the particles seem to act on each other as wedges, and hence, when confined, the pressure is sideways, and even upwards, as well as downwards.

416. Water has commonly been called a non-elastic substance, but it is found that under great pressure its volume is diminished, and hence it is proved to be elastic. The most decisive experiments on this subject were made within a few years by Mr. Perkins.

417. These experiments were made by means of a hollow cylinder, fig. 80, which was closed at the bottom, and made water tight at the top, by a cap, screwed on. Through this cap, at *a*, passed the rod *b*, which was five-sixteenths of an inch in diameter. The rod was so nicely fitted to the cap, as also to be water tight. Around the rod at *c*, there was placed a flexible ring, which could be easily pushed up or down, but fitted so closely as to remain on any part where it was placed.

Fig. 80



418. A cannon of sufficient size to receive this cylinder, which was three inches in diameter, was furnished with a strong cap and forcing pump, and set vertically into the ground. The cannon and cylinder were next filled with water, and the cylinder, with its rod drawn out, and the ring placed down to the cap, as in the figure, was plunged into the cannon. The water in the cannon was then subjected to an immense pressure by means of the forcing pump, after which, on examination of the apparatus, it was found that the ring *c*, instead of being where it was placed, was eight inches up the rod. The water in the cylinder being compressed into a smaller space, by the pressure of that in the cannon, the rod was driven in, while under pressure, but was forced out again by the expansion of the water, when the pressure was removed. Thus, the ring on the rod would indicate the distance to which it had been forced in, during the greatest pressure.

---

In what respect does the pressure of a fluid differ from that of a solid? Is water an elastic, or a non-elastic fluid? Describe fig. 80, and show how water was found to be elastic?

419. This experiment proved that water, under the pressure of one thousand atmospheres, that is, the weight of 15,000 pounds to the square inch, was reduced in bulk about one part in 24.

So slight a degree of elasticity under such immense pressure, is not appreciable under ordinary circumstances, and therefore in practice, or in common experiments on this fluid, water is considered as non-elastic.

#### EQUAL PRESSURE OF WATER.

420. *The particles of water, and other fluids, when confined, press on the vessel which confines them, in all directions, both upwards, downwards, and sideways.*

From this property of fluids, together with their weight or gravity, very unexpected and surprising effects are produced.

421. The effect of this property, which we shall first examine, is, that a quantity of water, however small, will balance another quantity, however large. Such a proposition at first thought might seem very improbable. But on examination, we shall find that an experiment with a very simple apparatus will convince any one of its truth. Indeed, we every day see this principle established by actual experiment, as will be seen directly.

422. Fig. 81 represents a common coffee-pot, supposed to be filled up to the dotted line *a*, with a decoction of coffee, or any other liquid. The coffee, we know, stands exactly at the same height, both in the body of the pot, and in its spout. Therefore, *the small quantity in the spout, balances the large quantity in the pot, or presses with the same force downwards, as that in the body of the pot presses upwards.* This is obviously true, otherwise, the large quantity would sink below the dotted line, while that in the spout would rise above it, and run over.

423. The same principle is more strikingly illustrated by fig. 82.

Fig. 81.




---

In what proportion does the bulk of water diminish under a pressure of 15,000 pounds to the square inch? In common experiments, is water considered elastic, or non-elastic? When water is confined, in what direction does it press? How does the experiment with the coffee-pot show that a small quantity of liquid will balance a large one?

Suppose the cistern *a* to be capable of holding one hundred gallons, and into its bottom there be fitted the tube *b*, bent, as seen in the figure, and capable of containing one gallon. The top of the cistern, and that of the tube, being open, pour water into the tube at *c*, and it will rise up through the perpendicular bend into the cistern, and if the process be continued, the cistern will be filled by pouring water into the tube. Now it is plain, that the gallon of water in the tube presses against the hundred gallons in the cistern, with a force equal to the pressure of the hundred gallons, otherwise, that in the tube would be forced upwards higher than that in the cistern, whereas, we find that the surfaces of both stand exactly at the same height.

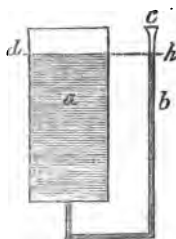
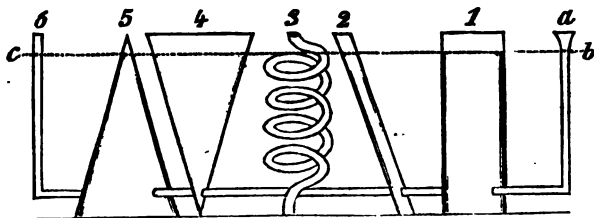


Fig. 82.

424. From these experiments we learn, *“that the pressure of a fluid is not in proportion to its quantity, but to its height, and that a large quantity of water in an open vessel, presses down with no more force than a small quantity of the same height.”*

425. *Pressure equal in vessels of all sizes and shapes.*—The size or shape of a vessel is of no consequence, for if a number of vessels, differing entirely from each other in figure, position, and capacity, have a communication made between them, and one be filled with water, the surface of the fluid, in all, will be at exactly the same elevation. If, therefore, the water stands at an equal height in all, the pressure in one must be just equal to that in another, and so equal to that in all the others.

Fig. 83.



426. To make this obvious, suppose a number of vessels, of different shapes and sizes, as represented by fig. 83, to

have a communication between them, by means of a small tube, passing from the one to the other. If, now, one of these vessels be filled with water, or if water be poured into the tube *a*, all the other vessels will be filled at the same instant, up to the line *b c*. Therefore, the pressure of the water in *a*, balances that in 1, 2, 3, &c., while the pressure in each of these vessels is equal to that in the other, and so an equilibrium is produced throughout the whole series.

427. If an ounce of water be poured into the tube *a*, it will produce a pressure on the contents of all the other vessels, equal to the pressure of all the others on the tube; for, it will force the water in all the other vessels to rise upwards to an equal height with that in the tube itself. Hence, we must conclude, that the pressure in each vessel is not only equal to that in any of the others, but also that the pressure in any one is equal to that in all the others.

428. From this we learn, that the shape or size of a vessel has no influence on the pressure of its liquid contents, but that the pressure of water is as its height, whether the quantity be great or small. We learn, also, that in no case will the weight of a quantity of liquid, however large, force another quantity, however small, above the level of its own surface.

429. This is proved by other experiments; for if, from a pond situated on a mountain, water be conveyed in an inch tube to the valley, a hundred feet below, the water will rise just a hundred feet in the tube; that is, exactly to the level of the surface of the pond. Thus the water in the pond, and that in the tube, press equally against each other, and produce an exact equilibrium.

Thus far we have considered the fluid as acting only in vessels with open mouths, and therefore at liberty to seek its balance, or equilibrium, by its own gravity. Its pressure, we have seen, is in proportion to its height, and not to its bulk.

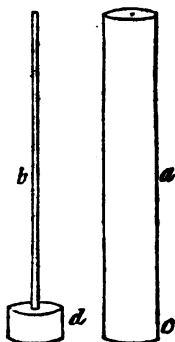
430. Now, by other experiments, it is ascertained, *that the*

Explain fig. 82, and show how the pressure in the tube is equal to the pressure in the cistern. What conclusion, or general truth, is to be drawn from these experiments? What difference does the shape or size of a vessel make in respect to the pressure of a fluid on its bottom? Explain fig. 83, and show how the equilibrium is produced. Suppose an ounce of water be poured into the tube *a*, what will be its effect on the contents of the other vessels? What conclusion is to be drawn from pouring the ounce of water into the tube *a*? What is the reason that a large quantity of water will not force a small quantity above its own level? Is the force of water in proportion to its height, or its quantity?

*pressure of a liquid is in proportion to its height, and the area of its base.*

Suppose a vessel, ten feet high, and two feet in diameter, such as is represented at *a*, fig. 84, to be filled with water; there would be a certain amount of pressure, at *c*, near the bottom. Let *d* represent another vessel, of the same diameter at the bottom, but only a foot high, and closed at the top. Now if a small tube, the fourth of an inch in diameter, be inserted into the cover of the vessel *d*, and this tube be carried to the height of the vessel *a*, and then the vessel and tube be filled with water, the pressure on the bottoms and sides of both vessels to the same height will

Fig. 84.

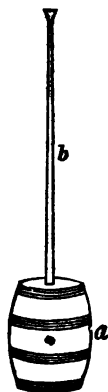


be equal, and jets of water starting from *d*, and *c*, will have exactly the same force, and rise to the same height.

431. This might at first seem improbable, but to convince ourselves of its truth, we have only to consider, that any impression made on one portion of the confined fluid in the vessel *d*, is instantly communicated to the whole mass. Therefore, the water in the tube *b* presses with the same force on every other portion of the water in *d*, as it does on that small portion over which it stands.

This principle is illustrated in a very striking manner, by the experiment, which has often been made, of bursting the strongest wine cask with a few ounces of water.

Fig. 85.



432. Suppose *a*, fig. 85, to be such a cask, already filled with water, and suppose the tube *b*, thirty feet high, to be screwed, water tight, into its head. When water is poured into the tube, so as to fill it gradually, the cask will show increasing signs of pressure, by emitting the water through the pores of the wood, and between the joints; and, finally, as the tube is filled, the cask will burst asunder.

433. The same apparatus will serve to illustrate the upward pressure of water; for, if a small stop-cock be fitted to the upper head, on turning this, when the tube is filled,

a jet of water will spirt up with a force, and to a height, that will astonish all who never before saw such an experiment.

In theory, the water will spout to the same height with that which gives the pressure, but, in practice, it is found to fall short, in the following proportions :


434. If the tube be twenty feet high, and the orifice for the jet half an inch in diameter, the water will spout nearly nineteen feet. If the tube be fifty feet high, the jet will rise upwards of forty feet, and if a hundred feet, it will rise above eighty feet. It is understood, in every case, that the tubes are to be kept full of water.

The height of these jets show the astonishing effects that a small quantity of fluid produces when pressing from a perpendicular elevation.

435. *Hydrostatic Bellows*.—An instrument called the hydrostatic bellows, also shows, in a striking manner, the great force of a small quantity of water, pressing in a perpendicular direction.

436. This instrument consists of two boards, connected together with strong leather, in the manner of the common bellows. It is then furnished with a tube *a*, fig. 86, which communicates between the two boards. A person standing on the upper board may raise himself up by pouring water into the tube. If the tube holds an ounce of water, and has an area equal to a thousandth part of the area of the top of the bellows, one ounce of water in the tube will balance a thousand ounces placed on the bellows.

Fig. 86.



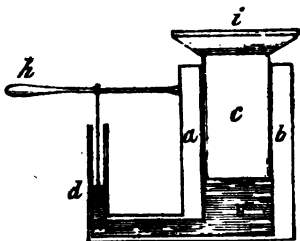
437. *Hydraulic Press*.—This property of water was applied by Mr. Brahma to the construction of his hydraulic press. But instead of a high tube of water, which in most cases could not be so readily

- How is a small quantity of water shown to press equal to a large quantity by fig. 84? Explain the reason why the pressure is as great at *d*, as at *c*. How is the same principle illustrated by fig. 85? How is the upward pressure of water illustrated by the same apparatus? Under the pressure of a column of water twenty feet high, what will be the height of the jet? Under a pressure of a hundred feet, how high will it rise? What is the hydrostatic bellows? What property of water is this instrument designed to show?

obtained, he substituted a strong forcing pump, and instead of the leather bellows, a metallic pump barrel and piston.

438. This arrangement will be understood by fig. 87, where the pump barrel, *a, b*, is represented as divided lengthwise, in order to show the inside. The piston, *c*, is fitted so accurately to the barrel, as to work up and down water tight; both barrel and piston being made of iron. The thing to be broken, or pressed,

Fig. 87.



is laid on the flat surface, *i*, there being above this, a strong frame to meet the pressure, not shown in the figure. The small forcing pump, of which *d* is the piston, and *h*, the lever by which it is worked, is also made of iron.

439. Now, suppose the space between the small piston and the large one, at *w*, to be filled with water, then, on forcing down the small piston, *d*, there will be a pressure against the large piston, *c*, the whole force of which will be in proportion as the aperture in which *c* works, is greater than that in which *d* works. If the piston, *d*, is half an inch in diameter, and the piston, *c*, one foot in diameter, then the pressure on *c* will be 576 times greater than that on *d*. Therefore, if we suppose the pressure of the small piston to be one ton, the large piston will be forced up against any resistance, with a pressure equal to the weight of 576 tons. It would be easy for a single man to give the pressure of a ton at *d*, by means of the lever, and, therefore, a man, with this engine, would be able to exert a force equal to the weight of near 600 tons.

440. It is evident that the force to be obtained by this principle, can only be limited by the strength of the materials of which the engine is made. Thus, if a pressure of two tons be given to a piston, the diameter of which is only a quarter of an inch, the force transmitted to the other piston, if three feet in diameter, would be upwards of 40,000 tons; but such a force is much too great for the strength of any material with which we are acquainted.


---

Explain fig. 87. Where is the piston? Which is the pump barrel, in which it works? In the hydrostatic press, what is the proportion between the pressure given by the small piston, and the force exerted on the large one?

441. A small quantity of water, extending to a great elevation, would give the pressure above described, it being only for the sake of convenience, that the forcing pump is employed instead of a column of water.

442. *Rupture of a Mountain.*—There is no doubt, but in the operations of nature, great effects are sometimes produced among mountains, by a small quantity of water finding its way to a reservoir in the crevices of the rocks far beneath.

Fig. 88.



443. Suppose, in the interior of a mountain, at *a*, fig. 88, there should be a space of ten yards square, and an inch deep, filled with water, and closed up on all sides; and suppose that, in the course of time, a small fissure, no more than an inch in diameter, should be opened by the water, from the height of two hundred feet above, down to this little reservoir. The consequence might be, that the side of the mountain would burst asunder, for the pressure, under the circumstances supposed, would be equal to the weight of five thousand tons.

444. *Pressure on vessels with oblique sides.*—It is obvious, that in a vessel, the sides of which are every where perpendicular to each other, that the pressure on the bottom will be as the height, and that the pressure on the sides will every where be equal at an equal depth of the liquid.

445. But it is not so obvious, that in a vessel having oblique sides, that is, diverging outwards from the bottom, or converging from the bottom towards the top, in what manner the pressure will be sustained.

---

What is the estimated force which a man could give by one of these engines? If the pressure of two tons be made on a piston of a quarter of an inch in diameter, what will be the force transmitted to the other piston of three feet in diameter?—What is said of the pressure of water in the crevices of mountains and its effects?



446. Now, the pressure on the bottom of any vessel, no matter what the shape may be, is equal to the height of the fluid, and the area of the bottom.

447. Hence the pressure on the bottom of the vessel sloping outwards, fig. 89, will be just equal to what it would be, were the sides perpendicular, and the same would be the case did the sides slope inwards instead of outwards.

Fig. 89.



448. In a vessel of this shape, the sides sustain a pressure equal to the perpendicular height of the fluid, above any given point. Thus, if the point 1 sustain a pressure of one pound, 2, being twice as far below the surface, will have a pressure equal to two pounds, and so in this proportion with respect to the other eight parts marked on the side of the vessel.

449. On the contrary, did the sides of the vessel slope inwards instead of outwards, as represented by fig. 90, still the same consequences would ensue, that is, the perpendicular height, in both cases, would make the pressure equal. For although, in the latter case, the perpendicular height is not above the point pressed upon, still the same effect is produced by the pressure of the fluid in the direction perpendicular to the plane of the side, and since fluids press equally in all directions, this pressure is just the same as though it were perpendicularly above the point pressed upon, as in the direction of the dotted lines.

Fig. 90.



450. To show that this is the case, we will suppose that P, fig. 87, is a particle of the liquid at the same depth below the surface as the division marked 5 on the side of the vessel; this particle is evidently pressed downwards by the incumbent weight of the column of fluid P, a. But since fluids press equally in all directions, this particle must be pressed

---

What is the pressure on the bottom of a vessel containing a fluid equal to? Suppose the sides of the vessel slope outwards, what effect does this produce on the pressure?

upwards and sideways with the same force that it is pressed downwards, and, therefore, must be pressed from P towards the side of the vessel, marked 5, with the same force that it would be if the pressure was perpendicular above that part of the vessel.

451. From all that has been stated, we learn, that if the sides of the vessels, 86 and 87, be equally inclined, though in contrary directions to their bottoms, and the vessels be filled with equal depths of water, the sides being of equal dimensions, will be pressed equally, though the actual quantity of fluid in each, be quite different from each other.

## WATER LEVEL.

452. We have seen, that in whatever situation water is placed, it always tends to seek a *level*. Thus, if several vessels communicating with each other be filled with water, the fluid will be at the same height in all, and the level will be indicated by a straight line drawn through all the vessels, as in fig. 80.

It is on the principle of this tendency, that the little instrument called the *water level* is constructed.

453. The form of this instrument is represented by fig. 91. It consists of a tube, *a, b*, with its two ends turned at right-angles, and left open. Into one of the

Fig. 91.



ends is poured water or mercury, until the fluid rises a little in the angles of the tube. On the surface of the fluid, at each end, are then placed small floats, carrying upright frames, across which are drawn small wires or hairs, as seen at *c* and *d*. These hairs are called the *sights*, and are across the line of the tube.

454. It is obvious that this instrument will always indicate a level, when the floats are at the same height, in respect to each other, and not in respect to their comparative heights in the ends of the tube, for if one end of the instrument be held lower than the other, still the floats must al-

---

How is it shown that the pressure of the fluid at 5, is equal to what it would have been had the liquid been perpendicular above that point? On what principle is the water-level constructed? Describe the manner in which the level with sights is used. and the reason why the floats will always be at the same height?

ways be at the same height. To use this level, therefore, we have only to bring the two sights, so that one will range with the other; and on placing the eye at *c*, and looking towards *d*, this is determined in a moment.

This level is indispensable in the construction of canals and aqueducts, since the engineer depends entirely on it, to ascertain whether the water can be carried over a given hill or mountain.

455. The common *spirit level* consists of a glass tube, fig. 92, filled with spirit of wine, excepting a small space in which there is left a bubble of air. This bubble, when

Fig. 92.



the instrument is laid on a level surface, will be exactly in the middle of the tube, and therefore to adjust a level, it is only necessary to bring the bubble to this position.

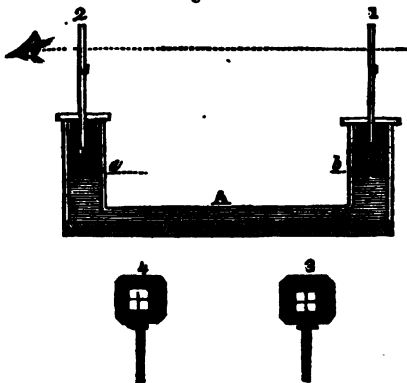
The glass tube is inclosed in a brass case, which is cut out on the upper side, so that the bubble may be seen, as represented in the figure.

456. This instrument is employed by builders to level their work, and is highly convenient for that purpose, since it is only necessary to lay it on a beam to try its level.

457. *Improved Water Level.*—In this edition we add the figure and description of a more complete water level than that seen at fig. 92.

Fig. 93

458. Let *A*, fig. 93, be a straight glass tube, having two legs, or two other glass tubes, rising from each end at right-angles. Let the tube *A*, and a part of the legs, be filled with mercury or some other liquid, and on the surfaces, *a* *b*, of the liquid, let floats be placed carrying upright wires, to the ends



What is the use of the level? Describe the common spirit level, and the method of using it.

of which are attached sights at 1, 2. These sights are represented by 3, 4, and consist of two fine threads, or hairs, stretched at right-angles across a square, and are placed at right-angles to the length of the instrument.

459. They are so adjusted that the point where the hairs intersect each other, shall be at equal heights above the floats. This adjustment may be made in the following manner:

460. Let the eye be placed behind one of the sights, looking through it at the other, so as to make the points, where the hairs intersect, cover each other, and let some distant object, covered by this point, be observed. Then let the instrument be reversed, and let the points of intersection of the hairs be viewed in the same way, so as to cover each other. If they are observed to cover the same distant object as before, they will be of equal heights above the surfaces of the liquid. But, if the same distant points be not observed in the direction of these points, then one or the other of the sights must be raised or lowered, by an adjustment provided for that purpose, until the points of intersection be brought to correspond. These points will then be properly adjusted, and the line passing through them will be exactly horizontal. All points seen in the direction of the sights will be on the level of the instrument.

461. The principles on which this adjustment depends are easily explained: if the intersections of the hairs be at the same distance from the floats, the line joining those intersections will evidently be parallel to the lines joining the surfaces  $a$ ,  $b$ , of the liquid, and will therefore be level. But if one of these points be more distant from the floats than the other, the line joining the intersections will point upwards if viewed from the lower sight, and downwards if viewed from the higher one.

462. The accuracy of the results of this instrument, will be greatly increased by lengthening the tube A.

#### SPECIFIC GRAVITY

463. *If a tumbler be filled with water to the brim, and an egg, or any other heavy solid, be dropped into it, a quantity of the fluid, exactly equal to the size of the egg, or other solid, will be displaced, and will flow over the side of the vessel.* Bodies which sink in water, therefore, displace a quantity of the fluid equal to their own bulks.


---

Explain by fig. 93, how an exact line may be obtained by adjusting the "sights"  
10\*

464. Now, it is found by experiment, that when any solid substance sinks in water, it loses, while in the fluid, a portion of its weight, just equal to the weight of the bulk of water which it displaces. This is readily made evident by experiment.

465. Take a piece of ivory, or any other substance that will sink in water, and weigh it accurately in the usual manner; then suspend it by a thread, or hair, in the empty cup *a*, fig. 94, and then balance it, as shown in the figure.— Now pour water into the cup, and it will be found

Fig. 94.



that the suspended body will lose a part of its weight, so that a certain number of grains must be taken from the opposite scale, in order to make the scales balance as before the water was poured in. The number of grains taken from the opposite scale, show the weight of a quantity of water equal to the bulk of the body so suspended.

466. It is on the principle, that bodies weigh less in the water than they do when weighed out of it, or in the air, that water becomes the means of ascertaining their specific gravities, for it is by comparing the weight of a body *in* the water, with what it weighs *out* of it, that its specific gravity is determined.

467. Thus, suppose a cubic inch of gold weighs 19 ounces, and on being weighed in water, weighs only 18 ounces, or loses a nineteenth part of its weight, it will prove that gold, bulk for bulk, is nineteen times heavier than water, and thus 19 would be the specific gravity of gold. And so if a cube of copper weigh 9 ounces in the air, and only 8 ounces in the water, then copper, bulk for bulk, is 9 times as heavy as water, and therefore has a specific gravity of 9.

468. If the body weighs less, bulk for bulk, than water, it is obvious that it will not sink in it, and therefore weights must be added to the lighter body, to ascertain how much less it weighs than water.

---

When a solid is weighed in water, why does it lose a part of its weight? How much less will a cubic inch of any substance weigh in water than in air? How is it proved by fig. 94, that a body weighs less in water than in air?

The specific gravity of a body, then, is merely its weight, compared with the same bulk of water; and water is thus made the standard by which the weights of all other bodies are compared.

469. *How to take the Specific Gravity.*—To take the specific gravity of a solid which sinks in water, first weigh the body in the usual manner, and note down the number of grains it weighs. Then, with a hair, or fine thread, suspend it from the bottom of the scale-dish, in a vessel of water, as represented by fig. 94. As it weighs less in water, weights must be added to the side of the scale where the body is suspended, until they exactly balance each other. Next, note down the number of grains so added, and they will show the difference between the weight of the body in air, and in water.

It is obvious, that the greater the specific gravity of the body, the less, comparatively, will be this difference, because each body displaces only its own bulk of water, and some bodies of the same bulk will weigh many times as much as others.

470. For example, we will suppose that a piece of platina, weighing 22 ounces, will displace an ounce of water, while a piece of silver, weighing 22 ounces, will displace two ounces of water. The platina, therefore, when suspended as above described, will require one ounce to make the scales balance, while the same weight of silver will require two ounces for the same purpose. The platina, therefore, bulk for bulk, will weigh twice as much as the silver, and will have twice as much specific gravity.

Having noted down the difference between the weight of the body in air and in water, as above explained, the specific gravity is found by dividing the weight in air, by the loss in water. The greater the loss, therefore, the less will be the specific gravity, the bulk being the same.

Thus, in the above example, 22 ounces of platina was supposed to lose one ounce in water, while 22 ounces of silver lost two ounces in water. Now 22, divided by 1, the loss of the platina, is 22; and 22 divided by 2, the loss in the silver, is 11. So that the specific gravity of platina is 22, while that of silver is 11. The specific gravities of these metals are, however, a little less than here estimated. [*For other methods of taking specific gravity, see Chemistry.*]

---

What is the specific gravity of a body? How are the specific gravities of solid bodies taken? Why does a heavy body weigh comparatively less in the water than a light one?

## HYDROMETER.

471. *The hydrometer is an instrument, by which the specific gravities of fluids are ascertained, by the depth to which the instrument sinks below their surfaces.*

Suppose a cubic inch of lead loses, when weighed in water, 253 grains, and when weighed in alcohol, only 209 grains, then, according to the principle already recited, a cubic inch of water actually weighs 253, and a cubic inch of alcohol 209 grains, for when a body is weighed in a fluid, it loses just the weight of the fluid it displaces.

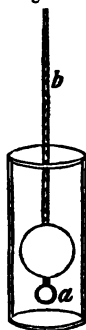
472. Water, as we have already seen, (466,) is the standard by which the weights of other bodies are compared, and by ascertaining what a given bulk of any substance weighs in water, and then what it weighs in any other fluid, the comparative weight of water and this fluid will be known. For if, as in the above example, a certain bulk of water weighs 253 grains, and the same bulk of alcohol only 209 grains, then alcohol has a specific gravity nearly one fourth less than water.

It is on this principle that the hydrometer is constructed. It is composed of a hollow ball of glass, or metal, with a graduated scale rising from its upper part, and a weight on its under part, which serves to balance it in the fluid.

Such an instrument is represented by fig. 95, of which *b* is the graduated scale, and *a* the weight, the hollow ball being between them.

473. To prepare this instrument for use, weights, in grains, or half grains, are put into the little ball *a*, until the scale is carried down, so that a certain mark on it coincides exactly with the surface of the water. This mark, then, becomes the standard of comparison between water and any other liquid, in which the hydrometer is placed. If plunged into a fluid lighter than water, it will sink below the mark, and consequently the fluid will rise higher on

Fig. 95.




---

Having taken the difference between the weight of body in air and in water by what rule is its specific gravity found? Give the example stated, and show how the difference between the specific gravities of platina and silver is ascertained. What is the hydrometer? Suppose a cubic inch of any substance weighs 253 grains less in water than in air, what is the actual weight of a cubic inch of water? On what principle is the hydrometer founded? How is his instrument formed? How is the hydrometer prepared for use?

the scale. If the fluid is heavier than water, the scale will rise above the surface in proportion, and thus it is ascertained in a moment, whether any fluid has a greater or less specific gravity than water.

To know precisely how much the fluid varies from the standard, the scale is marked off into degrees, which indicate grains by weight, so that it is ascertained, very exactly, how much the specific gravity of one fluid differs from that of another.

474. Water being the standard by which the weights of other substances are compared, it is placed as the unit, or point of comparison, and is therefore 1, 10, 100, or 1000, the ciphers being added whenever there are fractional parts expressing the specific gravity of the body. It is always understood, therefore, that the specific gravity of water is 1, and when it is said a body has a specific gravity of 2, it is only meant that such a body is, bulk for bulk, twice as heavy as water. If the substance is lighter than water, it has a specific gravity of 0, with a fractional part. Thus alcohol has a specific gravity of 0,809, that is, 809, water being 1000.

By means of this instrument, it can be told with great accuracy, how much water has been added to spirits, for the greater the quantity of water, the higher will the scale rise above the surface.

The adulteration of milk with water, can also be readily detected with it, for as new milk has a specific gravity of 1032, water being 1000, a very small quantity of water mixed with it would be indicated by the instrument.

#### THE SYPHON.

475. Take a tube, bent like the letter U, and having filled it with water, place a finger on each end, and in this state plunge one of the ends into a vessel of water, so that the end in the water shall be a little the highest, then remove the fingers, and the liquid will flow out, and continue to do so, until the vessel is exhausted.

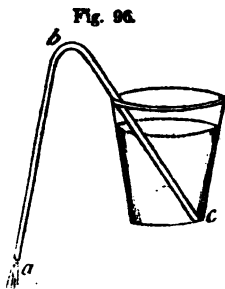
A tube acting in this manner, is called a *siphon*, and is represented by fig. 96. The reason why the water flows

---

How is it known by this instrument, whether the fluid is lighter or heavier than water? What is the standard by which the weights of other bodies are compared? What is the specific gravity of water? When it is said that the specific gravity of a body is 2, or 4, what meaning is intended to be conveyed? Alcohol has a specific gravity of 809; what, in reference to this, is the specific gravity of water? In what manner is a siphon made?



from the end of the tube *a*, and, consequently, ascends through the other part, is, that there is a greater weight of the fluid from *b* to *a*, than from *c* to *b*, because the perpendicular height from *b* to *a* is the greatest. The weight of the water from *b* to *a* falling downwards, by its gravity, tends to form a vacuum, or void space, in that leg of the tube; but the pressure of the atmosphere on the water in the vessel, constantly forces the fluid up the other leg of the tube, to fill the void space, and thus the stream is continued as long as any water remains in the vessel.



476. *Intermitting Springs*.—The action of the syphon depends upon the same principle as the action of the pump, namely, the pressure of the atmosphere, and therefore its explanation properly belongs to Pneumatics. It is introduced here merely for the purpose of illustrating the phenomena of intermitting springs; a subject which belongs to Hydrostatics.

Some springs, situated on the sides of the mountains, flow for a while with great violence, and then cease entirely. After a time, they begin to flow again, and then suddenly stop, as before. These are called *intermitting springs*. Among ignorant and superstitious people, these strange appearances have been attributed to witchcraft, or the influence of some supernatural power. But an acquaintance with the laws of nature will dissipate such ill founded opinions, by showing that they owe their peculiarities to nothing more than natural syphons, existing in the mountains from whence the water flows.

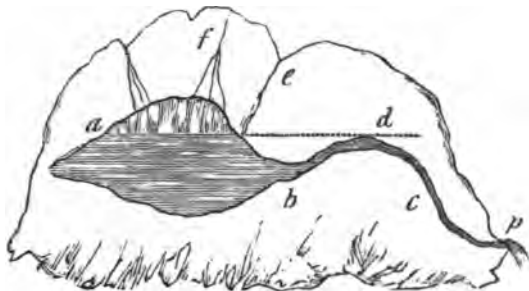
477. Fig. 97 is the section of a mountain and spring, showing how the principle of the syphon operates to produce the effect described. Suppose there is a crevice, or hollow in the rock from *a* to *b*, and a narrow fissure leading from it, in the form of the syphon, *b c*. The water, from the rills *f e*, filling the hollow, up to the line *a d*, it will then discharge itself through the syphon, and continue to run until the wa-

---

Explain the reason why the water ascends through one leg of the syphon, and descends through the other. What is an intermitting spring? How is the phenomenon of the intermitting spring explained? Explain fig. 97, and show the reason why such a spring will flow, and cease to flow, alternately?

ter is exhausted down to the leg of the syphon *b*, when it will cease. Then the water from the rills continuing to run until the hollow is again filled up to the same line, the syphon again begins to act, and again discharges the contents of the reservoir as before, and thus the spring *p*, at one moment, flows with great violence, and the next moment ceases entirely.

Fig. 97.



The hollow, above the line *a d*, is supposed not to be filled with the water at all, since the syphon begins to act whenever the fluid rises up to the bend *d*.

During the dry seasons of the year, it is obvious, that such a spring would cease to flow entirely, and would begin again only when the water from the mountain filled the cavity through the rills.

Such springs, although not very common, exist in various parts of the world. Dr. Atwell has described one in the Philosophical Transactions, which he examined in Devonshire, in England. The people in the neighborhood, as usual, ascribed its actions to some sort of witchery, and advised the doctor, in case it did not ebb and flow readily, when he and his friend were both present, that one of them should retire, and see what the spring would do, when only the other was present.

## HYDRAULICS.

478. *It has been stated, (408,) that Hydrostatics is that branch of Natural Philosophy, which treats of the weight, pressure, and equilibrium of fluids, and that Hydraulics has for its object, the investigation of the laws which regulate fluids in motion)*

If the pupil has learned the principles on which the pressure and equilibrium of fluids depend, as explained under the former article, he will now be prepared to understand the laws which govern fluids when in motion:

The pressure of water downwards, is exactly in the same proportion to its height, as is the pressure of solids in the same direction.

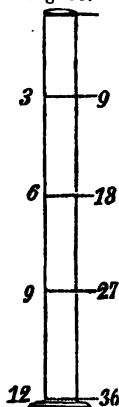
479. Suppose a vessel of three inches in diameter has a billet of wood set up in it, so as to touch only the bottom, and suppose the piece of wood to be three feet long, and to weigh nine pounds; then the pressure on the bottom of the vessel will be nine pounds. If another billet of wood be set on this, of the same dimensions, it will press on its top with the weight of nine pounds, and the pressure at the bottom will be eighteen pounds, and if another billet be set on this, the pressure at the bottom will be twenty-seven pounds, and so on, in this ratio, to any height the column is carried.

480. Now the pressure of fluids is exactly in the same proportion; and when confined in pipes, may be considered as one short column set on another, each of which increases the pressure of the lowest, in proportion to their number and height.

481. Thus, notwithstanding the lateral pressure of fluids, their downward pressure is as their height. This fact will be found of importance in the investigation of the principles of certain hydraulic machines, and we have, therefore, endeavored to impress it on the mind of the pupil by fig. 98, where it will be seen, that if the pressure of three feet of water be equal to nine pounds on the bottom of the vessel, the pressure of twelve feet will be equal to thirty-six pounds.

482. The quantity of water which will be discharged from an orifice of a given size, will be in proportion to the height of the column of water above it, for the discharge will increase in velocity in proportion to the pressure, and the pressure, we have already seen, will be in a fixed ratio to the height.

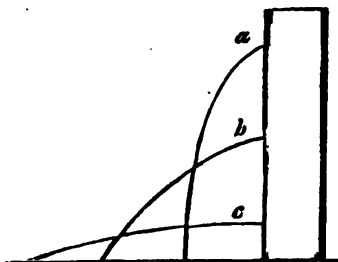
Fig. 98.



How does the science of Hydrostatics differ from that of Hydraulics? Does the downward pressure of water differ from the downward pressure of solids, in proportion? How is the downward pressure of water illustrated? Without reference to the lateral pressure, in what proportion do fluids press downwards? What will be the proportion of a fluid discharged from an orifice of a given size?

483. If a vessel, fig. 99, be filled with water, and three apertures be made in its sides at the points *a*, *b*, and *c*, the fluid will be thrown out in jets, and will fall towards the earth, in the curved lines, *a*, *b*, and *c*. The reason why these curves differ in shape, is, that the fluid is acted on by two forces, name-

Fig. 99.



ly, the pressure of the water above the jet, which produces its velocity forward, and the action of gravity, which impels it downward. It therefore obeys the same laws that solids do when projected forward, and falls down in curved lines, the shapes of which depend on their relative velocities.

The quantity of water discharged, being in proportion to the pressure, that discharged from each orifice will differ in quantity, according to the height of the water above it.

484. It is found, however, that the velocity with which a vessel discharges its contents, does not depend entirely on the pressure, but in part on the kind of orifice through which the liquid flows. It might be expected, for instance, that a tin vessel of a given capacity, with an orifice of, say an inch in diameter through its side, would part with its contents sooner than another of the same capacity and orifice, whose side was an inch or two thick, since the friction through the tin might be considered much less than that presented by the other orifice. But it has been found, by experiment, that the tin vessel does not part with its contents so soon as another vessel, of the same height and size of orifice, from which the water flowed through a short pipe. And, on varying the length of these pipes, it is found that the most rapid discharge, other circumstances being equal, is through a pipe, whose length is twice the diameter of its orifice. Such an aperture discharged 82 quarts, in the same time

---

Why do the lines described by the jets from the vessel, fig. 99, differ in shape? What two forces act upon the fluid as it is discharged, and how do these forces produce a curved line? Does the velocity with which a fluid is discharged, depend entirely on the pressure? What circumstance, besides pressure, facilitates the discharge of water from an orifice? In a tube discharging water with the greatest velocity, what is the proportion between its diameter and its length?

that another vessel of tin, without the pipe, discharged 62 quarts.

This surprising difference is accounted for, by supposing that the cross currents, made by the rushing of the water from different directions towards the orifice, mutually interfere with each other, by which the whole is broken, and thrown into confusion by the sharp edge of the tin, and hence the water issues in the form of spray, or of a screw, from such an orifice. A short pipe seems to correct this contention among opposing currents, and to smooth the passage of the whole, and hence we may observe, that from such a pipe, the stream is round and well defined.

485. *Proportion between the pressure and the velocity of discharge.*—If a small orifice be made in the side of a vessel filled with any liquid, the liquid will flow out with a force and velocity equal to the pressure which the liquid before exerted on that portion of the side of the vessel before the orifice was made.


Now, as the pressure of fluids is as their heights, it follows, as above stated, that if several such orifices are made, the lowest will discharge the greatest, while the highest will discharge the least quantity of the fluid.

486. The velocity of discharge, in the several orifices of such a vessel, will show a remarkable coincidence between the ratio of increase in the quantity of liquid, and the increased velocity of a falling body.

Thus, if the tall vessel, fig. 100, of equal dimensions throughout, be filled with the water, and a small orifice be made at one inch from the top, or below the surface, as at 1; and another at 2, 4 inches below this; another at 9 inches; a fourth at 16 inches; and a fifth at 25 inches; then the velocities of discharge, from these several orifices, will be in proportion of 1, 2, 3, 4, 5.

To express this more obviously we will place the expressions of the several velocities in the upper line of the following table, the lower numbers, corresponding, expressing the depths of the several orifices.

Fig. 100.



Velocity,	1	2	3	4	5	6	7	8	9	10
Depth,	1	4	9	16	25	36	49	64	81	100

487. Thus it appears, that to produce a twofold velocity a fourfold height is necessary. To obtain a threefold velocity of discharge, a ninefold height is required, and for a fourfold velocity, sixteen times the height is necessary, and so in this proportion, as shown by the table. (See 86.)

488. To apply this law to the motion of falling bodies, it appears that if a body were allowed to fall freely from the surface of the water downwards, being unobstructed by the fluid, it would, on arriving at each of the orifices, have velocities proportional to those of the water discharged at the said orifices respectively. Thus, whatever velocity it would have acquired on arriving at 1, the first orifice, it would have doubled that velocity on arriving at 2, the second orifice, trebled it on arriving at the third orifice, and so on with respect to the others. (See 90.)

489. In order to establish the remarkable fact, that the velocity with which a liquid spouts from an orifice in a vessel, is equal to the velocity which a body would acquire in falling unobstructed from the surface of the liquid to the depth of the orifice, it is only necessary to prove the truth of the principle in any one particular case.

490. Now it is manifestly true, if the orifices be presented downwards, and the column of fluid over it be of small height, then this indefinitely small column will drop out of the orifice by the mere effect of its own weight, and, therefore, with the same velocity as any other falling body; but as fluids transmit pressure in all directions, the same effect will be produced, whatever may be the direction of the orifice. Hence, if this principle be true, then the direction and size of the orifice can make no difference in the result, so that the principle above explained, follows as an incontrovertible fact.

#### FRICITION BETWEEN SOLIDS AND FLUIDS.

491. The rapidity with which water flows through pipes of the same diameter, is found to depend much on the nature of their internal surfaces. Thus a lead pipe, with a smooth aperture, under the same circumstances, will convey much

---

What is the proportion between the quantity of fluid discharged through an orifice of tin and through a short pipe? What are the proportions between the velocities of discharge and the heights of the orifices, as above explained? In fig. 97, orifices are made at the distance of 1, 4, 9, 16 and 25 inches from the top, then in what ratio of velocity will the water be discharged? How is it proved that the velocity of the spouting liquid is equal to that of a falling body? Suppose a lead and a glass tube, of the same diameter, which will deliver the greatest quantity of liquid in the same time?

more water than one of wood, where the surface is rough, or beset with points. In pipes, even where the surface is as smooth as glass, there is still considerable friction, for in all cases, the water is found to pass more rapidly in the middle of the stream than it does on the outside, where it rubs against the sides of the tube.

The sudden turns, or angles of a pipe, are also found to be a considerable obstacle to the rapid conveyance of the water, for such angles throw the fluid into eddies or currents by which its velocity is arrested.

In practice, therefore, sudden turns are generally avoided, and where it is necessary that the pipe should change its direction, it is done by means of as large a circle as convenient.

Where it is proposed to convey a certain quantity of water to a considerable distance in pipes, there will be a great disappointment in respect to the quantity actually delivered, unless the engineer takes into account the friction, and the turnings of the pipes, and makes large allowances for these circumstances. If the quantity to be actually delivered ought to fill a two-inch pipe, one of three inches will not be too great an allowance, if the water is to be conveyed to any considerable distance.

In practice, it will be found that a pipe of two inches in diameter, one hundred feet long, will discharge about five times as much water as one of one inch in diameter of the same length, and under the same pressure. This difference is accounted for, by supposing that both tubes retard the motion of the fluid, by friction, at equal distances from their inner surfaces, and consequently that the effect of this cause is much greater in proportion, in a small tube, than in a large one.

492. The effect of friction in retarding the motion of fluids is perpetually illustrated in the flowing of rivers and brooks. On the side of a river, the water, especially where it is shallow, is nearly still, while in the middle of the stream it may run at the rate of five or six miles an hour. For the same reason, the water at the bottoms of rivers is much less rapid than at the surface. This is often proved


---

Why will a glass tube deliver most? What is said of the sudden turnings of a tube, in retarding the motion of the fluid? How much more water will a two inch tube of a hundred feet long discharge, than a one-inch tube of the same length? How is this difference accounted for? How do rivers show the effect of friction in retarding the motion of their waters?

by the oblique position of floating substances, which in still water would assume a vertical direction.

493. Thus, suppose the stick of wood *e*, fig. 101, to be loaded at one end with lead, of the same diameter as the wood, so as to make it stand upright in still water. In the current of a river, where the lower end nearly reaches the bottom, it will incline as in the figure, because the water is more rapid towards the surface than at the bottom, and hence the tendency of the upper end to move faster than the lower one, gives it an inclination forward.

Fig. 101.



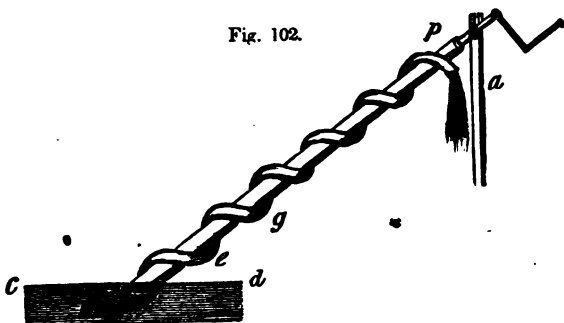
#### MACHINES FOR RAISING WATER.

494. The common pump, though a hydraulic machine, depends on the pressure of the atmosphere for its effect, and therefore its explanation comes properly under the article Pneumatics, where the consequences of atmospheric pressure will be illustrated.

Such machines only as raise water without the assistance of the atmosphere, come properly under the present article.

495. *Archimedes' Screw*.—Among these, one of the most curious, as well as ancient machines, is the *screw of Archimedes*, and which was invented by that celebrated philosopher, two hundred years before the Christian era, and then employed for raising water, and draining land in Egypt.

Fig. 102.



Explain fig. 101. Who is said to have been the inventor of Archimedes screw? When was this screw invented? Explain this machine, as represented in fig. 102, and show how the water is elevated by turning it



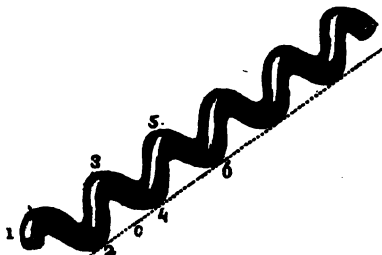
496. It consists of a large tube, fig. 102, coiled round a shaft of wood to keep it in place, and give it support. Both ends of the tube are open, the lower one being dipped into the water to be raised, and the upper one discharging it in an intermitting stream. The shaft turns on a support at each end, that at the upper end being seen at *a*, the lower one being hid by the water. As the machine now stands, the lower bend of the screw is filled with water, since it is below the surface *c, d*. On turning it by the handle, from left to right, that part of the screw now filled with water will rise above the surface *c, d*, and the water having no place to escape, falls into the next lowest part of the screw at *e*. At the next revolution, that portion which, during the last, was at *e*, will be elevated to *g*, for the lowest bend will receive another supply, which in the mean time will be transferred to *e*, and thus, by a continuance of this motion, the water is finally elevated to the discharging orifice *p*.

This principle is readily illustrated by winding a piece of lead tube round a walking stick, and then turning the whole with one end in a dish of water, as shown in the figure.

497. *Theory of Archimedes' Screw.*—By the following cuts and explanations, the manner in which this machine acts will be understood.

498. Suppose the extremity 1, fig. 103, to be presented upwards, as in the figure, the screw itself being inclined as represented. Then, from its peculiar form and position, it is evident, that commencing at 1, the screw will descend until we arrive at a certain point 2; in proceeding from 2 to 3 it will ascend. Thus, 2 is a point so situated that the parts of the screw on both sides of it ascend, and therefore if any body, as a ball, were placed in the tube at 2, it could not move in either direction without ascending. Again, the point 3 is so situated, that the tube on each side of it de-

Fig. 103.



How may the principle of Archimedes' screw be readily illustrated? Explain the manner in which a ball would ascend fig. 103, by turning the screw

ascends; and as we proceed we find another point 4, which, like 2, is so placed, that the tube on both sides of it ascends, and, therefore, a body placed at 4, could not move without ascending. In like manner, there is a series of other points along the tube, from which it either descends or ascends, as is obvious by inspection.

499. Now let us suppose a ball, less in size than the bore of the tube, so as to move freely in it, to be dropped in at 1. As the tube descends from 1 to 2, the ball of course will descend down to 2, where it will remain at rest.

Next, suppose the ball to be fastened to the tube at 2, and suppose the screw to be turned nearly half round, so that the end 1 shall be turned downwards, and the point 2 brought nearly to the highest point of the curve 1, 2, 3.


500. This movement of the spiral, it is evident, would change the positions of the ascending and descending parts, as represented by fig. 104.

The ball, which we supposed attached to the tube, is now nearly at the highest point at 2, and if detached will descend down to 3, where it will rest. The point at which 2 was placed in the first position of the screw is marked by *b*, in the second position. The effect of turning the screw, therefore, will be to transfer the ball from the highest to the lowest point. Another half turn of the screw will cause the ball to pass over another high point, and descend the declivity down to 5, in fig. 101, where it will again rest.

501. It is unnecessary to explain the steps by which the ball would gain another point of elevation, since it is clear that by continuing the same process of action, and of reasoning, it would be plain that the ball would be gradually transferred from the lowest to the highest point of the screw.

Now all that we have said with respect to the ball, would be equally true of a drop of water in the tube; and, therefore, if the extremity of the tube were immersed in water, so that the fluid, by its pressure or weight, be continually forced into the extremity of the screw, it would, by making it re

Fig. 104.



volve, be gradually carried along the spiral to any height to which it might extend.

502. It will, however, be seen, from the above explanation, that the tube must not be so elevated from the point of immersion, that the spirals will not descend from one point to another, in which case it is obvious that the machine will not act. If the tube be placed in a perpendicular position, the ball, instead of gaining an increased elevation by turning the screw, would descend to the ground. A certain inclination, therefore, depending on the course of the screw, must be given this machine, in order to ensure its action.

503. *Rope Machine.*—Instead of this method, water was sometimes raised by the ancients, by means of a rope, or bundle of ropes, as shown at fig. 105.

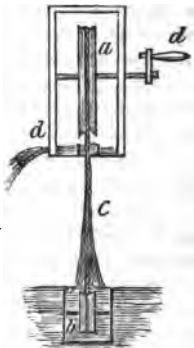
This mode illustrates in a very striking manner, the force of friction between a solid and fluid, for it was by this force alone, that the water was supported and elevated.

504. The large wheel *a*, is supposed to stand over the well, and *b*, a smaller wheel, is fixed in the water. The rope is extended between the two wheels, and rises on one side in a perpendicular direction. On turning the wheel by the crank *d*, the water is brought up by the friction of the rope, and falling into a reservoir at the bottom of the frame which supports the wheel, is discharged at the spout *d*.

It is evident that the motion of the wheel, and consequently that of the rope, must be very rapid, in order to raise any considerable quantity of water by this method. But when the upward velocity of the rope is eight or ten feet per second, a large quantity of water may be elevated to a considerable height by this machine.

505. *Barker's Mill.*—For the different modes of applying water as a power for driving mills, and other useful purposes, we must refer the reader to works on practical mechanics. There is, however, one method of turning machinery by water, invented by Dr. Barker, which is strictly

Fig. 105.




---

What is said concerning the inclination of the tube, in order to insure its action? Explain in what manner water is raised by the machine represented by fig. 105.


a philosophical, and at the same time a most curious invention, and therefore is properly introduced here.

506. This machine is called *Barker's centrifugal mill*, and such parts of it as are necessary to understand the principle on which it acts are represented by fig. 106.

The upright cylinder *a*, is a tube which has a funnel shaped mouth, for the admission of the stream of water from the pipe *b*. This tube is six or eight inches in diameter, and may be from ten to twenty feet long. The arms *n* and *o*, are also tubes communicating freely with the upright one, from the opposite sides of which they proceed. The shaft *d*, is firmly fastened to the inside of the tube, openings at the same time being left for the water to pass to the arms *o* and *n*. The lower part of the tube is solid, and turns on a point resting on a block of stone or iron, *c*. The arms are closed at their ends, near which are the orifices on the sides opposite to each other, so that the water spouting from them, will fly in opposite directions. The stream from the pipe *b*, is regulated by a stop-cock, so as to keep the tube *a* constantly full without overflowing.

To set this engine in motion, suppose the upright tube to be filled with water, and the arms *n* and *o* to be given a slight impulse; the pressure of the water from the perpendicular column in the large tube will give the fluid the velocity of discharge at the ends of the arms proportionate to its height. The reaction that is produced between the air and the water, on the points behind the discharging orifices, will continue, and increase the rotatory motion thus begun. After a few revolutions, the machine will receive an additional impulse by the centrifugal force generated in the arms, and in consequence of this, a much more violent and rapid

Fig. 106.



What is fig. 106 intended to represent? Describe this mill.

discharge of the water takes place, than would occur by the pressure of that in the upright tube alone. The centrifugal force, and the force of the discharge thus acting at the same time, and each increasing the force of the other, this machine revolves with great velocity and proportionate power. The friction which it has to overcome, when compared with that of other machines, is very slight, being chiefly at the point *c*, where the weight of the upright tube and its contents is sustained.

By fixing a cog wheel to the shaft at *d*, motion may be given to any kind of machinery required.

507. Where the quantity of water is small, but its height considerable, this machine may be employed to great advantage, it being under such circumstances one of the most powerful engines ever invented.

#### WATER WHEELS.


508. All water wheels consist of a drum, or hollow cylinder, revolving on an axis, while the diameter or exterior surface, is covered with *float-boards*, *vanes*, or cavities called *buckets*, upon which the water acts, first, to give motion to the wheel, and then to machinery. These wheels are of three kinds, namely, the *over-shot*, *under-shot*, and *breast wheels*.

##### 509. *Over-shot Wheel.*

—This wheel of all others, gives the greatest power with the least quantity of water, and is, therefore, generally used when circumstances will permit, or where there is a considerable fall, with a limited quantity of water. The over-shot wheel, fig. 107, requires a fall equal to at least its own diameter, and it is customary to give it a

greater length than other wheels, that the cells or buckets may contain a large quantity of water, for it is by the weight and not the momentum of the fluid that this wheel is turned.

Fig. 107.




---

Of what do all water wheels consist? How many kinds of water wheels are there? What is the chief advantage of the over-shot wheel?


510. In its construction, the drum, or circumference is made water-tight, and to this are fixed narrow troughs or buckets, formed of iron, or boards, running the whole length of the drum. The water is conducted by a trough nearly level, and in width equal to the length of the wheel. It falls into the buckets on the top of the wheel, and hence the name *over-shot*. The buckets are so constructed as to retain the water until the wheel has made about one-third of a revolution from the place of admission, when it escapes as from an inverted vessel, and the wheel ascends with empty buckets, while on the opposite side they are filled with water, and thus the revolution is perpetuated. This whole machine and its action are so plain and obvious as to require no particular reference.

511. From the experiments of Mr. Smeaton, it appears, that the fall and quantity of water, and the diameter of the wheel being the same, the over-shot will produce about double the effect of the under-shot wheel.

512. *Under-shot Wheel.*

—This is so called because the water passes *under*, instead of *over* the circumference, as in that above described. Hence it is moved by the momentum, not the weight of the water. Its construction, as shown by fig. 108, is different from the over-shot, since instead of tight buckets to retain the water, it has

Fig. 108.



*float-boards* standing like rays around the circumference. Thus constructed, this wheel moves equally well whether the water acts on one or the other side of the boards, and hence is employed for tide wheels, which turn in one direction when the tide is going out, and in the other when it is coming in.

This wheel requires a rapid flow, and a large quantity of water, to give it an efficient motion.


---

Is this wheel turned by the weight or momentum of the water? Describe its construction. What is said of the construction of the buckets? Circumstances being equal, how much greater power has the over-shot than the under shot wheel? Where does the water pass in the under-shot wheel? What kind of force moves this wheel? What is a tide wheel?

**513. Breast Wheel.—**

This wheel, in its construction, or rather in the application of the moving power, is between the two wheels already described. In this the water, instead of passing over, or entirely under the wheel, is delivered in the direction of its centre, fig. 109. This is one of the most common wheels, and is employed where there is not a sufficient fall for the construction of the over-shot kind.

Fig. 109.



514. The breast wheel is moved partly by the weight, and partly by the momentum of the water. But notwithstanding this double force, this wheel is greatly inferior to the over-shot, in effect, not only because the lever power is diminished by the smaller diameter, but also on account of the great waste of water which always attends the best constructed wheels of this kind.

515. *General Remarks.*—In order to allow any of the above wheels to act with freedom, and to their fullest power, it is absolutely necessary that the water which is discharged at the bottom of the wheel should have a wide and uninterrupted passage to run away, for whenever this is not the case it accumulates and forms a resistance to the action of the buckets or float-boards, and thus subtracts just so much from the velocity and power of the machine.

---

## PNEUMATICS.

516. *The term Pneumatics is derived from the Greek pneuma, which signifies breath, or air. It is that science which investigates the mechanical properties of air, and other elastic fluids.*

---

How does the breast wheel differ from the over-shot and under-shot wheels? Where does the water strike this wheel? By what power is the breast wheel moved? Why is this wheel inferior to the over-shot? What cautions are necessary in order to permit any of the wheels described to produce their full effects? What is pneumatics?

Under the article *Hydrostatics*, (412,) it was stated that fluids were of two kinds, namely, *elastic* and *non-elastic*, and that air and the gases belonged to the first kind while water and other liquids belonged to the second.

517. The atmosphere which surrounds the earth, and in which we live, and a portion of which we take into our lungs at every breath, is called *air*, while the artificial products which possess the same mechanical properties, are called *gases*.

When, therefore, the word *air* is used in what follows, it will be understood to mean the atmosphere which we breathe.

518. Every hollow, crevice, or pore, in solid bodies, not filled with a liquid, or some other substance, appears to be filled with air: thus a tube of any length, the bore of which is as small as it can be made, if kept open, will be filled with air; and hence, when it is said that a vessel is filled with air, it is only meant that the vessel is in its ordinary state. Indeed, this fluid finds its way into the most minute pores of all substances, and cannot be expelled and kept out of any vessel, without the assistance of the air-pump, or some other mechanical means.

519. By the *elasticity* of air is meant its spring, or the force with which it re-acts, when compressed in a close vessel. It is chiefly in respect to its elasticity and lightness, that the mechanical properties of air differ from those of water, and other liquids.

520. Elastic fluids differ from each other in respect to the *permanency* of the elastic property. Thus, steam is elastic only while its heat is continued, and on cooling, returns again to the form of water.

521. Some of the gases, also, on being strongly compressed, lose their elasticity, and take the form of liquids. But air differs from these, in being permanently elastic; that is, if it be compressed with ever so much force, and retained under compression for any length of time, it does not therefore lose its elasticity, or disposition to regain its former bulk, but always re-acts with a force in proportion to the power by which it is compressed.

---

What is air? What is gas? What is meant when it is said that a vessel is filled with air? Is there any difficulty in expelling the air from vessels? What is meant by the elasticity of air? How does air differ from steam and some of the gases, in respect to its elasticity.



522. *Compression by Experiment.*—Thus, if the strong tube, or barrel, fig. 110, be smooth, and equal on the inside, and there be fitted to it the solid piston, or plug *a*, so as to work up and down air tight, by the handle *b*, the air in the barrel may be compressed into a space a hundred times less than its usual bulk. Indeed, if the vessel be of sufficient strength, and the force employed sufficiently great, its bulk may be lessened a thousand times, or in any proportion, according to the force employed; and if kept in this state for years, it will regain its former bulk the instant the pressure is removed.

Fig. 110



Thus, it is a general principle in pneumatics, that air is compressible in proportion to the force employed.

523. *Expansion of the Air.*—On the contrary, when the usual pressure of the atmosphere is removed from a portion of air, it expands and occupies a space larger than before; and it is found by experiment, that this expansion is in a ratio, as the removal of the pressure is more or less complete. Air also expands or increases in bulk, when heated.

If the stop-cock *c*, fig. 110, be opened, the piston *a* may be pushed down with ease, because the air contained in the barrel will be forced out at the aperture. Suppose the piston to be pushed down to within an inch of the bottom, and then the stop-cock closed, so that no air can enter below it. Now, on drawing the piston up to the top of the barrel, the inch of air will expand and fill the whole space, and were this space a thousand times as large, it would still be filled with the expanded air, because the piston removes the pressure of the external atmosphere from that within the barrel.

It follows, therefore, that the space which a given portion of air occupies, depends entirely on circumstances. If it is under pressure, its bulk will be diminished in exact proportion, and as the pressure is removed, it will expand in proportion, so as to occupy a thousand, or even a million times as much space as before.

---

Does air lose its elastic force by being long compressed? In what proportion to the force employed is the bulk of air lessened? In what proportion will a quantity of air increase in bulk as the pressure is removed from it? How is this illustrated by fig. 110? On what circumstance, therefore, will the bulk of a given portion of air depend?

524. Another property which air possesses is weight, or gravity. This property, it is obvious, must be slight, when compared with the weight of other bodies. But that air has a certain degree of gravity in common with other ponderous substances, is proved by direct experiment. Thus, if the air be pumped out of a close vessel, and then the vessel be exactly weighed, it will be found to weigh more when the air is again admitted.

525. *Pressure of the Atmosphere.*—It is, however, the weight of the atmosphere which presses on every part of the earth's surface, and in which we live and move, as in an ocean, that here particularly claims our attention.

The pressure of the atmosphere may be easily shown by the tube and piston, fig. 111.

Fig. 111.

Suppose there is an orifice to be opened or closed by the valve *b*, as the piston *a* is moved up or down in its barrel. The valve being fastened by a hinge on the upper side, on pushing the piston down, it will open by the pressure of the air against it, and the air will make its escape. But when the piston is at the bottom of the barrel, on attempting to raise it again, towards the top, the valve is closed by the force of the external air acting upon it. If, therefore, the piston be drawn up in this state, it must be against the pressure of the atmosphere, the whole weight of which, to an extent equal to the diameter of the piston, must be lifted, while there will remain a vacuum or void space below it in the tube. If the piston be only three inches in diameter, it will require the full strength of a man to draw it to the top of the barrel, and when raised, if suddenly let go, it will be forced back again by the weight of the air, and will strike the bottom with great violence.



526. Supposing the surface of a man to be equal to  $14\frac{1}{2}$  square feet, and allowing the pressure on each square inch to be 15 lbs., such a man would sustain a pressure on his whole surface equal to nearly 14 tons.

527. Now, that it is the weight of the atmosphere which presses the piston down, is proved by the fact, that if its diameter be enlarged, a greater force, in exact proportion, will be

---

How is it proved that air has weight? Explain in what manner the pressure of the atmosphere is shown by fig. 111. The force pressing on the piston, when drawn upward, is sometimes called suction. How is it proved that it is the weight of the atmosphere, instead of suction, which makes the piston rise with difficulty?

required to raise it. And further, if when the piston is drawn to the top of the tube, a stop-cock, as at fig. 110, be opened, and the air admitted under it, the piston will not be forced down in the least, because then the air will press as much on the under, as on the upper side of the piston.

528. By accurate experiments, an account of which it is not necessary here to detail, it is found that the weight of the atmosphere on every inch square of the surface of the earth is equal to fifteen pounds. If, then, a piston working air tight in a barrel, be drawn up from its bottom, the force employed, besides the friction, will be just equal to that required to lift the same piston, under ordinary circumstances, with a weight laid on it equal to fifteen pounds for every square inch of surface.

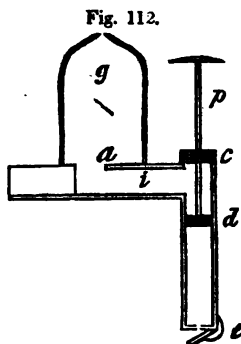
529. The number of square inches in the surface of a piston of a foot in diameter, is 113. This being multiplied by the weight of the air on each inch, which being 15 pounds, is equal to 1695 pounds. Thus the air constantly presses on every surface, which is equal to the dimensions of a circle one foot in diameter, with a weight of 1695 pounds.

#### AIR PUMP.

530. *The air pump is an engine by which the air can be pumped out of a vessel, or withdrawn from it. The vessel so exhausted, is called a receiver, and the space thus left in the vessel, after withdrawing the air, is called a vacuum.*

The principles on which the air pump is constructed are readily understood, and are the same in all instruments of this kind, though the form of the instrument itself is often considerably modified.

531. The general principles of its construction will be comprehended by an explanation of fig. 112. In this figure let *g* be a glass vessel, or receiver, closed at the top, and open at the bottom, standing on a perfectly smooth surface, which is called the *plate* of the air pump. Through the plate is an aperture, *a*, which communicates with the inside of the receiver, and the barrel of the pump. The piston rod, *p*, works air tight through



the stuffed collar, *c*, and the piston also moves air tight through the barrel. At the extremity of the barrel, there is a valve *e*, which opens outwards, and is closed with a spring.

532. Now suppose the piston to be drawn up to *c*, it will then leave a free communication between the receiver *g*, through the orifice *a*, to the pump barrel in which the piston works. Then if the piston be forced down by its handle, it will compress the air in the barrel between *d* and *e*, and, in consequence, the valve *e* will be opened, and the air so condensed will be forced out. On drawing the piston up again, the valve will be closed, and the external air not being permitted to enter, a vacuum will be formed in the barrel, from *e* to a little above *d*. When the piston comes again to *c*, the air contained in the glass vessel, together with that in the passage between the vessel and the pump barrel, will rush in to fill the vacuum. Thus, there will be less air in the whole space, and consequently in the receiver, than at first, because all that contained in the barrel is forced out at every stroke of the piston. On repeating the same process, that is drawing up and forcing down the piston, the air at each time in the receiver will become less and less in quantity and, in consequence, more and more rarefied. For it must be understood, that although the air is exhausted at every stroke of the pump, that which remains, by its elasticity, expands, and still occupies the whole space. The quantity forced out at each successive stroke is therefore diminished, until, at last, it no longer has sufficient force before the piston to open the valve, when the exhausting power of the instrument must cease entirely.

Now it will be obvious, that as the exhausting power of the air pump depends on the expansion of the air within it, a perfect vacuum can never be formed by its means, for so long as exhaustion takes place, there must be air to be forced out, and when this becomes so rare as not to force open the valves, then the process must end.

533. A good air pump has two similar pumping barrels to that described, so that the process of exhaustion is per-

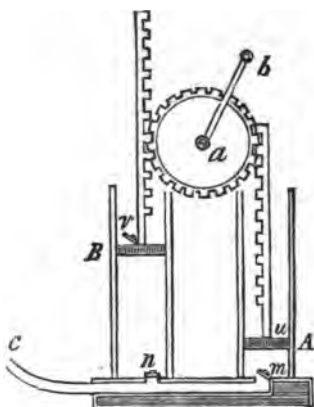
---

What is the pressure of the atmosphere on every square inch of surface on the earth? What is the number of square inches in a circle of one foot in diameter? What is the weight of the atmosphere on a surface of a foot in diameter? What is an air pump? What is the receiver of an air pump? What is a vacuum? In fig. 112, which is the receiver of the air pump? When the piston is pressed down, what quantity of air is thrown out? When the piston is drawn up, what is formed in the barrel? How is this vacuum again filled with air? Is the air pump capable of producing a perfect vacuum?

formed in half the time that it could be performed by one barrel.

The barrels, with their pistons, and the usual mode of working them, are represented by fig. 113. The piston rods are furnished with racks, or teeth, and are worked by the toothed wheel *a*, which is turned backwards and forwards, by the lever and handle *b*. The exhaustion pipe *c*, leads to the plate on which the receiver stands, as shown in fig. 113. The valves *v*, *n*, *u*, and *m*, all open upwards.

Fig. 113.



534. To understand how these pistons act to exhaust the air from the vessel on the plate, through the pipe *c*, we will suppose, that as the two pistons now stand, the handle *b* is to be turned towards the left. This will raise the piston *A*, while the valve *u* will be closed by the pressure of the external air acting on it in the open barrel in which it works. There would then be a vacuum formed in this barrel, did not the valve *m* open, and let in the air coming from the receiver, through the pipe *c*. When the piston, therefore, is at the upper end of the barrel, the space between the piston and the valve *m*, will be filled with the air from the receiver. Next, suppose the handle to be moved to the right, the piston *A* will then descend, and compress the air with which the barrel is filled, which, acting against the valve *u*, forces it open, and thus the air escapes. Thus, it is plain, that every time the piston rises, a portion of air, however rarefied, enters the barrel, and every time that it descends, this portion escapes, and mixes with the external atmosphere.

The action of the other piston is exactly similar to this,

---

Why do common air pumps have more than one barrel and piston? How are the pistons of an air pump worked? While the piston *A* is ascending, which valves will be open, and which closed? When the piston *A* descends, what becomes of the air with which its barrel is filled?

only that *B* rises while *A* falls, and so the contrary. It will appear, on an inspection of the figure, that the air cannot pass from one barrel to the other, for while *A* is rising, and the valve *m* is open, the piston *B* will be descending, so that the force of the air in the barrel *B*, will keep the valve *n* closed. Many interesting and curious experiments, illustrating the expansibility and pressure of the atmosphere, are shown by this instrument.

535. If a withered apple be placed under the receiver, and the air is exhausted, the apple will swell and become plump, in consequence of the expansion of the air which it contains within the skin.

536. Ether, placed in the same situation, soon begins to boil without the influence of heat, because its particles, not having the pressure of the atmosphere to force them together, fly off with so much rapidity as to produce ebullition.

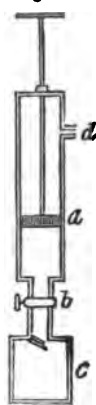
#### THE CONDENSER.

537. *The operation of the condenser is the reverse of that of the air pump, and is a much more simple machine.* The air pump, as we have just seen, will deprive a vessel of its ordinary quantity of air. The condenser, on the contrary, will double or treble the ordinary quantity of air in a close vessel, according to the force employed.

This instrument, fig. 114, consists of a pump barrel and piston *a*, a stop-cock *b*, and the vessel *c* furnished with a valve opening downwards. The orifice *d* is to admit the air, when the piston is drawn up to the top of the barrel.

538. To describe its action, let the piston be above *d*, the orifice being open, and therefore the instrument filled with air, of the same density as the external atmosphere. Then, on forcing the piston down, the air in the pump barrel, below the orifice *d*, will be compressed, and will rush through the stop-cock, *b*, into the vessel *c*, where it will be retained, because, on again moving the piston upward, the elasticity of the air will close the valve through which it was forced. On drawing

Fig. 114.



Why does not the air pass from one barrel to the other, through the valves *m* and *n*? Why does an apple placed in the exhausted receiver grow plump? Why does ether boil in the same situation? How does the condenser operate? Explain fig. 114, and show in what manner the air is condensed.

the piston up again, another portion of air will rush in at the orifice *d*, and on forcing it down, this will also be driven into the vessel *c*; and this process may be continued as long as sufficient force is applied to move the piston, or there is sufficient strength in the vessel to retain the air. When the condensation is finished, the stop-cock *b* may be turned, to render the confinement of the air more secure.

539. *Air Gun*.—The magazines of *air guns* are filled in the manner above described. The air gun is shaped like other guns, but instead of the force of powder, that of air is employed to project the bullet. For this purpose, a strong hollow ball of copper, with a valve on the inside, is screwed to a condenser, and the air is condensed in it, thirty or forty times. This ball or magazine is then taken from the condenser, and screwed to the gun, under the lock. By means of the lock, a communication is opened between the magazine and the inside of the gun-barrel, on which the spring of the confined air against the leaden bullet is such as to throw it with nearly the same force as gunpowder.

#### BAROMETER.

540. Suppose *a*, fig. 115, to be a long tube, with the piston *b* so nicely fitted to its inside, as to work air tight. If the lower end of the tube be dipped into water, and the piston drawn up by pulling at the handle *c*, the water will follow the piston so closely, as to be in contact with its surface, and apparently to be drawn up by the piston, as though the whole was one solid body. If the tube be thirty-five feet long, the water will continue to follow the piston, until it comes to the height of about thirty-three feet, where it will stop, and if the piston be drawn up still farther, the water will not follow it, but will remain stationary, the space from this height, between the piston and the water, being left a void space, or vacuum.

541. The rising of the water in the above case, which only involves the principle of the common pump, is thought by some to be caused by *suction*, the piston *sucking* up the water as it is drawn upward. But according to the common notion attached to this

Fig. 115.



term, there is no reason why the water should not continue to rise above the thirty-three feet, or why the power of suction should cease at that point, rather than at any other. Without entering into any discussion on the absurd notions concerning the power of suction, it is sufficient here to state, that it has long since been proved, that the elevation of the water, in the case above described, depends entirely on the weight and pressure of the atmosphere, on that portion of the fluid which is on the outside of the tube. Hence, when the piston is drawn up, under circumstances where the air cannot act on the water around the tube, or pump barrel, no elevation of the fluid will follow. This will be obvious, by the following experiment.

542. *Proof that the pump acts by external pressure.*—Suppose fig. 116 to be the sections or halves, of two tubes, one within the other, the outer one being made entirely close, so as to admit no air, and the space between the two being also made air tight at the top. Suppose, also, that the inner tube being left open at the lower end, does not reach the bottom of the outer tube, and thus that an open space be left between the two tubes every where, except at their upper ends, where they are fastened together; and suppose that there is a valve in the piston, opening upwards, so as to let the air which it contains escape, but which will close on drawing the piston upwards. Now, let the piston be at *a*, and in this state pour water through the stop-cock, *c*, until the inner tube is filled up to the piston, and the space between the two tubes filled up to the same point, and then let the stop-cock be closed. If now the piston be drawn up to the top of the tube, the water will not follow it, as in the case first described; it will only rise a few inches, in conse-



Explain the principle of the air gun. Suppose the tube, fig. 115, to stand with its lower end in the water, and the piston *a* to be drawn upward thirty-five feet, how far will the water follow the piston? What will remain in the tube between the piston and the water, after the piston rises higher than thirty-three feet? What is commonly supposed to make the water rise in such cases? Is there any reason why the suction should cease at thirty-three feet? What is the true cause of the elevation of the water, when the piston, fig. 115, is drawn up? How is it shown by fig. 116, that it is the pressure of the atmosphere which causes the water to rise in the pump barrel?



quence of the elasticity of the air above the water, between the tubes, and in the space above the water, there will be formed a vacuum between the water and the piston, in the inner tube.

543. The reason why the result of this experiment differs from that before described, is, that the outer tube prevents the pressure of the atmosphere from forcing the water up the inner tube as the piston rises. This may be instantly proved, by opening the stop-cock *c*, and permitting the air to press upon the water, when it will be found, that as the air rushes in, the water will rise and fill the vacuum, up to the piston.

For the same reason, if a common pump be placed in a cistern of water, and the water is frozen over on its surface, so that no air can press upon the fluid, the piston of the pump might be worked in vain, for the water would not, as usual, obey its motion.

544. It follows, as a certain conclusion from such experiments, that when the lower end of a tube is placed in water, and the air from within removed by drawing up the piston, that it is the pressure of the atmosphere on the water around the tube, which forces the fluid up to fill the space thus left by the air. It is also proved, that the weight, or pressure of the atmosphere, is equal to the weight of a perpendicular column of water 33 feet high, for it is found (fig. 115) that the pressure of the atmosphere will not raise the water more than 33 feet, though a perfect vacuum be formed to any height above this point. Experiments on other fluids, prove that this is the weight of the atmosphere, for if the end of the tube be dipped in any fluid, and the air be removed from the tube, above the fluid, it will rise to a greater or less height than water, in proportion as its specific gravity is less, or greater than that of water.

545. *Mercury, or quicksilver*, has a specific gravity of about  $13\frac{1}{2}$  times greater than that of water, and mercury is found to rise about 29 inches in a tube under the same circumstances that water rises 33 feet. Now, 33 feet is 396 inches, which being divided by 29, gives nearly  $13\frac{1}{2}$ , so that mercury being  $13\frac{1}{2}$  times heavier than water, the water will rise under the same pressure  $13\frac{1}{2}$  times higher than the mercury.

---

Suppose the ice prevents the atmosphere from pressing on the water in a vessel, can the water be pumped out? What conclusion follows from the experiments above described? How is it proved, that the pressure of the atmosphere is equal to the weight of a column of water 33 feet high? How do experiments on other fluids show that the pressure of the atmosphere is equal to the weight of a column of water, 33 feet high? How high does mercury rise in an exhausted tube?

546. *Construction of the Barometer.*—


The *barometer* is constructed on the principle of atmospheric pressure, which we have thus endeavored to explain and illustrate to common comprehension. This term is compounded of two Greek words, *baros*, weight, and *metron*, measure, the instrument being designed to measure the weight of the atmosphere.

Its construction is simple, and easily understood, being merely a tube of glass, nearly filled with mercury, with its lower end placed in a dish of the same fluid, and the upper end furnished with a scale, to measure the height of the mercury.

547. Let *a*, fig. 117, be such a tube, 34 or 35 inches long, closed at one end, and open at the other. To fill the tube, set it upright, and pour the mercury in at the open end, and when it is entirely full, place the fore finger forcibly on this end, and then plunge the tube and finger under the surface of the mercury, before prepared in the cup *b*. Then withdraw the finger, taking care that in doing this, the end of the tube is not raised above the mercury in the cup. When the finger is removed, the mercury will descend four or five inches, and after several vibrations, up and down, will rest at an elevation of 29 or 30 inches above the surface of that in the cup, as at *c*. Having fixed a scale to the upper part of the tube, to indicate the rise and fall of the mercury, the barometer would be finished, if intended to remain stationary. It is usual, however, to have the tube inclosed in a mahogany or brass case, to prevent its breaking, and to have the cup closed on the top, and fastened to the tube, so that it can be transported without danger of spilling the mercury.

548. The cup of the portable barometer also differs from that described, for were the mercury inclosed on all sides, in a cup of wood, or brass, the air would be prevented from acting upon it, and therefore the instrument would be useless. To remedy this defect, and still have the mercury perfectly

Fig. 117.




---

What is the principle on which the barometer is constructed? What does the barometer measure? Describe the construction of the barometer, as represented by fig. 117: How is the cup of the portable barometer made so as to retain the mercury, and still allow the air to press upon it? What is the use of the metallic plate and screw, under the bottom of the cup?

inclosed, the bottom of the cup is made of leather, which, being elastic, the pressure of the atmosphere acts upon the mercury in the same manner as though it was not inclosed at all. Below the leather bottom, there is a round plate of metal, an inch in diameter, which is fixed on the top of a screw, so that when the instrument is to be transported, by elevating this piece of metal, the mercury is thrown up to the top of the tube, and thus kept from playing backwards and forwards, when the barometer is in motion.

549. A person not acquainted with the principle of the instrument, on seeing the tube turned bottom upwards, will be perplexed to understand why the mercury does not follow the common law of gravity, and descend into the cup; were the tube of glass 33 feet high, and filled with water, the lower end being dipped into a tumbler of the same fluid, the wonder would be still greater. But as philosophical facts, one is no more wonderful than the other, and both are readily explained by the principles above illustrated.

550. *Water Barometer.*—It has already been shown, (542,) that it is the pressure of the atmosphere on the fluid around the tube, by which the fluid within it is forced upward, when the pump is exhausted of its air. The pressure of the air, we have also seen, is equal to a column of water 33 feet high, or of a column of mercury 29 inches high. Suppose, then, a tube 33 feet high is filled with water, the air would then be entirely excluded, and were one of its ends closed, and the other end dipped in water, the effect would be the same as though both ends were closed, for the water would not escape, unless the air were permitted to rush in and fill up its place. The upper end being closed, the air could gain no access in that direction, and the open end being under water, is equally secure. The quantity of water in which the end of the tube is placed, is not essential, since the pressure of a column of water, an inch in diameter, provided it be 33 feet high, is just equal to a column of air of an inch in diameter, of the whole height of the atmosphere. Hence the water on the outside of the tube serves merely to guard against the entrance of the external air.

551. The same happens to the barometer tube, when filled with mercury. The mercury, in the first place, fills the tube

---

Explain the reason why the mercury does not fall out of the barometer tube, when its open end is downwards. What fills the space above 29 inches, in the barometer tube? In the common barometer, how is the rise and fall of the mercury indicated?


perfectly, and therefore entirely excludes the air, so that when it is inverted in the cup, all the space above 29 inches is left a vacuum. The same effect precisely would be produced, were the tube exhausted of its air, and the open end placed in the cup; the mercury would run up the tube 29 inches, and then stop, all above that point being left a vacuum.

The mercury, therefore, is prevented from falling out of the tube, by the pressure of the atmosphere on that which remains in the cup; for if this be removed, the air will enter, while the mercury will instantly begin to descend.

552. *Wheel Barometer.*—In the barometer described, the rise and fall of the mercury is indicated by a scale of inches, and tenths of inches, fixed behind the tube; but it has been found that very slight variations in the density of the atmosphere are not readily perceived by this method. It being, however, desirable that these minute changes should be rendered more obvious, a contrivance for increasing the scale, called the *wheel barometer*, was invented.

553. The whole length of the tube of the wheel barometer, fig. 118, from *c* to *a*, is 34 or 35 inches, and it is filled with mercury, as usual. The mercury rises in the short leg to the point *o*, where there is a small piece of glass floating on its surface, to which there is attached a silk string, passing over the pulley *p*. To the axis of the pulley is fixed an index, or hand, and behind this is a graduated circle, as seen in the figure. It is obvious, that a very slight variation in the height of the mercury at *o*, will be indicated by a considerable motion of the index, and thus changes in the weight of the atmosphere, hardly perceptible by the common barometer, will become quite apparent by this.

Fig. 118.



554. *Heights measured by the Barometer.*—

The mercury in the barometer tube being sustained by the pressure of the atmosphere, and its medium altitude at the surface of the earth being about 29 inches, it might be expected that if the instrument

---

Why was the wheel barometer invented? Explain fig. 118, and describe the construction of the wheel barometer. What is stated to be the medium range of the barometer at the surface of the earth?

was carried to a height from the earth's surface, the mercury would suffer a proportionate fall, because the pressure must be less at a distance from the earth, than at its surface, and experiment proves this to be the case. When, therefore, this instrument is elevated to any considerable height, the descent of the mercury becomes perceptible. Even when it is carried to the top of a hill, or high tower, there is a sensible depression of the fluid, so that the barometer is employed to measure the height of mountains, and the elevation to which balloons ascend from the surface of the earth. On the top of Mont Blanc, which is about 16,000 feet above the level of the sea, the medium elevation of the mercury in the tube is only 14 inches, while on the surface of the earth, as above stated, it is 29 inches.

555. The medium range of the barometer in several countries, has generally been stated to be about 29 inches. It appears, however, from observations made at Cambridge, in Massachusetts, for the term of 22 years, that its range there was nearly 30 inches.

556. *Use of the Barometer.*—While the barometer stands in the same place, near the level of the sea, the mercury seldom or never falls below 28 inches, or rises above 31 inches, its whole range, while stationary, being only about 3 inches.

These changes in the weight of the atmosphere, indicate corresponding changes in the weather, for it is found, by watching these variations in the height of the mercury, that when it falls, cloudy or falling weather ensues, and that when it rises, fine clear weather may be expected. During the time when the weather is damp and lowering, and the smoke of chimneys descends towards the ground, the mercury remains depressed, indicating that the weight of the atmosphere, during such weather, is less than it is when the sky is clear. This contradicts the common opinion, that the air is the heaviest when it contains the greatest quantity of fog and smoke, and that it is the uncommon weight, of the atmosphere which presses these vapors towards the ground. A little consideration will show, that in this case the popular belief is erroneous, for not only the barometer, but all the

---

Suppose the instrument is elevated from the earth, what is the effect on the mercury? How does the barometer indicate the height of mountains? What is the medium range of the mercury on Mont Blanc? What is stated to be the medium range of the barometer at Cambridge? How many inches does a fixed barometer vary in height? When the mercury falls, what kind of weather is indicated? When the mercury rises what kind of weather may be expected? When fog and smoke descend towards the ground, is it a sign of a light or heavy atmosphere?

experiments we have detailed on the subject of specific gravity, tend to show that the lighter any fluid is, the deeper any substance of a given weight will sink in it. Common observation ought, therefore, to correct the error, for every body knows that a heavy body will sink in water while a light one will swim, and by the same kind of reasoning ought to consider, that the particles of vapor would descend through a light atmosphere, while they would be pressed up into the higher regions by a heavier air.

557. *Use at Sea.*—The principal use of the barometer, is on board of ships, where it is employed to indicate the approach of storms, and thus to give an opportunity of preparing accordingly; and it is found that the mercury suffers a most remarkable depression before the approach of violent winds, or hurricanes. The watchful captain, particularly in southern latitudes, is always attentive to this monitor, and when he observes the mercury to sink suddenly, takes his measures without delay to meet the tempest. During a violent storm, we have seen the wheel barometer sink a hundred degrees in a few hours. But we cannot illustrate the use of this instrument at sea better than to give the following extract from Dr. Arnot, who was himself present at the time. "It was," he says, "in a southern latitude. The sun had just set with a placid appearance, closing a beautiful afternoon, and the usual mirth of the evening watch proceeded, when the captain's orders came to prepare with all haste for a storm. The barometer had begun to fall with appalling rapidity. As yet, the oldest sailors had not perceived even a threatening in the sky, and were surprised at the extent and hurry of the preparations; but the required measures were not completed, when a more awful hurricane burst upon them, than the most experienced had ever braved. Nothing could withstand it; the sails, already furled, and closely bound to the yards, were riven into tatters; even the bare yards and masts were in a great measure disabled; and at one time the whole rigging had nearly fallen by the board. Such, for a few hours, was the mingled roar of the hurricane above, of the waves around, and the incessant peals of thunder, that no human voice could be heard, and amidst the general consternation, even the trumpet sounded in vain.

---

By what analogy is it shown that the air is lightest when filled with vapor? Of what use is the barometer on board of ships? When does the mercury suffer the most remarkable depression? What remarkable instance is stated, where a ship seemed to be saved by the use of the barometer?

On that awful night, but for a little tube of mercury which had given the warning, neither the strength of the noble ship, nor the skill and energies of her commander, could have saved one man to tell the tale."

## PUMPS.

558. There is a philosophical experiment, of which no one in this country is ignorant. If one end of a straw be introduced into a barrel of cider, and the other end sucked with the mouth, the cider will rise up through the straw and may be swallowed.

The principles which this experiment involves are exactly the same as those concerned in raising water by the pump. The barrel of cider answers to the well, the straw to the pump log, and the mouth acts as the piston, by which the air is removed.

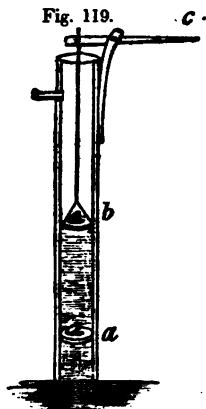
559. The efficacy of the common pump, in raising water, depends upon the principle of atmospheric pressure, which has been fully illustrated under the articles *air pump* and *barometer*.

560. These machines are of three kinds, namely, the *sucking*, or *common* pump, the *lifting* pump, and the *forcing* pump.

561. *Common Pump*.—The common, or household pump is most in use, and for ordinary purposes, the most convenient. It consists of a long tube, or barrel, called the *pump log*, which reaches from a few feet above the ground to near the bottom of the well. At *a*, fig. 119, is a valve, opening upwards, called the *pump box*. When the pump is not in action this is always shut. The piston *b*, has an aperture through it, which is closed by a valve also opening upwards.

By the pupil who has learned what has been explained under the articles *air pump*, and *barometer*, the action of this machine will be readily understood.

562. Suppose the piston *b* to be



What experiment is stated, as illustrating the principle of the common pump? On what does the action of the common pump depend? How many kinds of pumps are mentioned? Which kind is the common? Describe the common pump. Explain how the common pump acts. When the lever is depressed, what takes place in the pump barrel? When it is elevated, what takes place?

down to *a*, then on depressing the lever *c*, a vacuum would be formed between *a* and *b*, did not the water in the well rise, in consequence of the pressure of the atmosphere on that around the pump log in the well, and take the place of the air thus removed. Then, on raising the end of the lever, the valve *a* closes, because the water is forced upon it, in consequence of the descent of the piston, and at the same time the valve in the piston *b* opens, and the water, which cannot descend, now passes above the valve *b*. Next, on raising the piston, by again depressing the lever, this portion of water is lifted up to *b*, or a little above it, while another portion rushes through the valve *a* to fill its place. After a few strokes of the lever, the space from the piston *b* to the spout, is filled with the water, where, on continuing to work the lever, it is discharged in a constant stream.

Although, in common language, this is called the suction pump, still it will be observed that the water is elevated by *suction*, or, in more philosophical terms, by atmospheric pressure, only above the valve *a*, after which it is raised by *lifting* up to the spout. The water, therefore, is pressed into the pump barrel by the atmosphere, and thrown out by lifting.

563. *Lifting Pump*.—The *lifting pump*, properly so called, has the piston in the lower end of the barrel, and raises the water through the whole distance, by forcing it upward, without the agency of the atmosphere.

564. In the *suction pump*, the pressure of the atmosphere will raise the water 33 or 34 feet, and no more, after which it may be lifted to any height required.

565. *Forcing Pump*.—The *forcing pump* differs from both these, in having its piston solid, or without a valve, and also in having a side pipe, through which the water is forced, instead of rising in a perpendicular direction, as in the others.

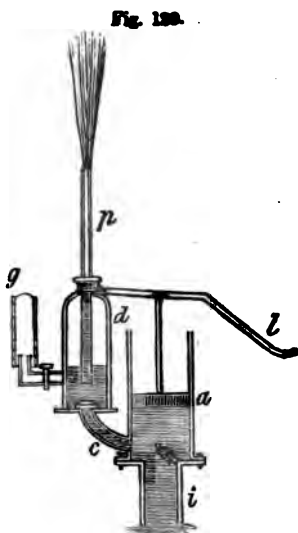
566. The forcing pump is represented by fig. 120, where *a* is a solid piston, working air tight in its barrel. The tube *c* leads from the barrel to the air vessel *d*. Through the pipe *p*, the water is thrown into the open air. *g* is a gauge, by which the pressure of the water in the air vessel is ascertained. Through the pipe *i*, the water ascends into the barrel, its upper end being furnished with a valve opening upwards.

---

How far is the water raised by atmospheric pressure, and how far by lifting? How does the lifting pump differ from the common pump? How does the forcing pump differ from the common pump?



567. To explain the action of this pump, suppose the piston to be down to the bottom of the barrel, and then to be raised upward by the lever *l*; the tendency to form a vacuum in the barrel, will bring the water up through the pipe *i*, by the pressure of the atmosphere. Then, on depressing the piston the valve at the bottom of the barrel will be closed, and the water, not finding admittance through the pipe whence it came, will be forced through the pipe *c*, and opening the valve at its upper end, will enter into the air vessel *d*, and be discharged through the pipe *p*, into the open air.



The water is therefore elevated to the piston barrel by the pressure of the atmosphere, and afterwards thrown out by the force of the piston. It is obvious, that by this arrangement, the height to which this fluid may be thrown, will depend on the power applied to the lever, and the strength with which the pump is made.

The air vessel *d* contains air in its upper part only, the lower part, as we have already seen, being filled with water. The pipe *p*, called the discharging pipe, passes down into the water, so that the air cannot escape. The air is therefore compressed, as the water is forced into the lower part of the vessel, and re-acting upon the fluid by its elasticity, throws it out of the pipe in a continued stream. The constant stream which is emitted from the direction pipe of the fire engine, is entirely owing to the compression and elasticity of the air in its air vessel. In pumps, without such a vessel, as the water is forced upwards only while the piston is act

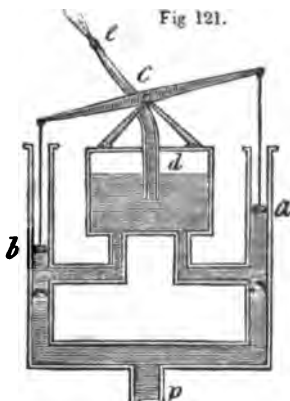
---

Explain fig. 120, and show in what manner the water is brought up through the pipe *i*, and afterwards thrown out at the pipe *p*. Why does not the air escape from the air vessel in this pump? What effect does the air vessel have on the stream discharged? Why does the air vessel render the labor of raising the water more easy?

ing upon it, there must be an interruption of the stream while the piston is ascending, as in the common pump. The air vessel is a remedy for this defect, and is found also to render the labor of drawing the water more easy, because the force with which the air in the vessel acts on the water, is always in addition to that given by the force of the piston.

## FIRE ENGINE.

568. The *fire engine* is a modification of the forcing pump. It consists of two such pumps, the pistons of which are moved by a lever with equal arms, the common fulcrum being at *c*, fig. 121. While the piston *a* is descending, the other piston, *b*, is ascending. The water is forced by the pressure of the atmosphere, through the common pipe *p*, and then dividing, ascends into the working barrels of each piston, where the valves, on both sides, prevent its return. By the alternate depression of the pistons, it is then forced into the air box *d*, and then by the direction pipe *e*, is thrown where it is wanted. This machine acts precisely like the forcing pump, only that its power is doubled, by having two pistons instead of one.



569. *Fountain of Hiero*.—There is a beautiful fountain, called the *fountain of Hiero*, which acts by the elasticity of the air, and on the same principle as that already described. Its construction will be understood by fig. 122, but its form may be varied according to the dictates of fancy or taste. The boxes *a* and *b*, together with the two tubes, are made air tight, and strong, in proportion to the height it is desired the fountain should play.

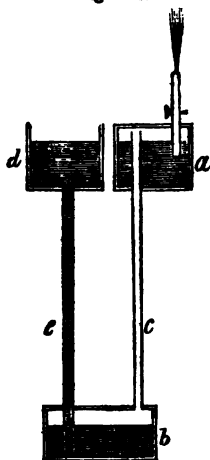
570. To prepare the fountain for action, fill the box *a*, through the spouting tube, nearly full of water. The tube *c*, reaching

---

Explain fig. 121, and describe the action of the fire engine. What causes the continued stream from the direction pipe of this engine? How is the fountain of Hiero constructed?

nearly to the top of the box, will prevent the water from passing downwards, while the spouting pipe will prevent the air from escaping upwards, after the vessel is about half filled with water. Next, shut the stop-cock of the spouting pipe, and pour water into the open vessel *d*. This will descend into the vessel *b*, through the tube *e*, which nearly reaches its bottom, so that after a few inches of water are poured in, no air can escape, except by the tube *c*, up into the vessel *a*. The air will then be compressed by the weight of the column of water in the tube *e*, and therefore the force of the water from the jet pipe will be in proportion to the height of this tube. If this tube is 20 or 30 feet high, on turning the stop-cock, a jet of water will spout from the pipe that will amuse and astonish those who have never before seen such an experiment.

Fig. 122.



### STEAM ENGINE.

571. Like most other great and useful inventions, the steam engine, from a very simple contrivance, for the purpose of raising water, has been improved at various times, and by a considerable number of persons, until it has been brought to its present state of power and perfection.

572. By most writers, the origin of this invention is attributed to the Marquis of Worcester, an Englishman, in about 1663. But as he has left no drawing, nor such a particular description of his machine, as to enable us to define its mode of action, it is impossible at the present time, to say how much credit ought to be attributed to this invention.

573. It is certain that the first engines had neither cylinders, piston, nor gearing, by which machinery was made to revolve, these most important parts having been added by succeeding inventors and improvers.

---

On what will the height of the jet from Hiero's fountain depend? What was the origin of the steam engine? To whom is this invention generally attributed?

574 *Captain Savary's Engine.*—The first steam engine of which we have any definite description, was that invented by Capt. Thomas Savary, an Englishman, in 1698. By this engine the water was raised to a certain height, by means of a vacuum formed by the condensation of steam, and then was forced upward by the direct force of steam from the boiler.

575. It appears that the idea of forming a vacuum by the condensation of steam, was suggested to Capt. Savary by the following circumstances :

Having drank a flask of Florence wine at an inn, he threw the empty flask on the fire, and a moment after called for a basin of water to wash his hands. A small quantity of the wine which remained in the flask, began to boil and steam issued from its mouth. Observing this, it occurred to him to try what effect would be produced by inverting the flask, and plunging its mouth into the cold water of the basin. Putting on a thick glove to defend his hand from the heat, he seized the flask, and the moment he plunged its mouth into the water, the liquid rushed up, and nearly filled the vessel.

576. Savary states, that this circumstance suggested immediately to him the possibility of giving effect to the atmospheric pressure, by creating a vacuum by the condensation of steam. His plan was to lift the water from the mines to a certain height, in this manner, and to force it to the elevation required by the direct power of the steam.

577. Fig. 123 will show the principle, though not the precise form, of Savary's steam engine. It consists of a boiler, *a*, for the generation of steam, which is furnished with a *safety valve*, *b*, which opens and lets off the steam, when the pressure would otherwise endanger the bursting of the boiler. From the boiler there proceeds the *steam pipe*, furnished with the stop-cock *c*, to the *steam vessel*, *d*. From the bottom of the steam vessel, there descends the pipe *e*, called the *suction pipe*, which dips into the well, or reservoir, from which the water is to be raised. This pipe is furnished with a valve, opening upwards, at its upper end. From the upper end of the steam vessel rises another pipe, *f*, called the *force pipe*, which also has a valve opening upwards. To this pipe is at-

---

Who was the inventor of the first engine of which we have any definite description? What was the origin of Capt. Savary's idea of raising water by a vacuum? What are the parts of which Savary's engine consisted? Describe the process by which water is raised from the well to the steam vessel with this engine

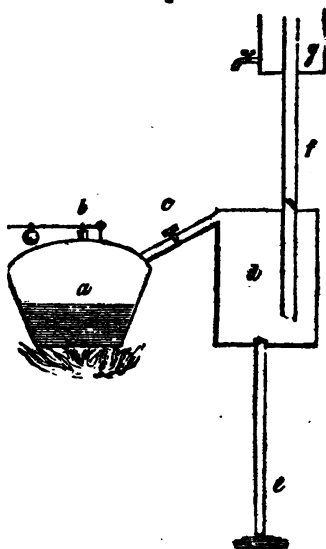
tached a small cistern, *g*, furnished with a short pipe, called the *condensing pipe*, and from which cold water can be drawn, so as to fall upon the steam vessel *d*.

578. To trace the action of this simple apparatus, suppose the steam vessels and tubes to be filled with atmospheric air, which of course would be the case, while the whole remains cold. But on making a fire under the boiler, steam is generated, which, on turning the stop-cock *c*, is let into the steam vessel *d*, where for a time it is condensed, and falls down in drops on the sides of the vessel. The continued supply of steam will, however, soon heat the vessel, so that no more vapor will be condensed, and its elastic force will open the upper valve, and it will pass off through the pipe *f*, while, at the same time, and by the same force, the lower valve will be closed.

579. When the steam has driven all the atmospheric air from the vessel *d*, and the upper pipe, and there remains nothing in them but the pure vapor of water, suppose the stop-cock *c* to be turned, so as to stop the further supply of steam, and that at the same time cold water be allowed to run from the condensing cistern *g*, on the steam vessel *d*. The steam will thus be condensed into water, leaving the interior of the vessel a vacuum. The pressure of the atmosphere will close the upper valve, while the same pressure acting on the water surrounding the tube in the well, will force the fluid up to take the place of the vacuum in the steam vessel *d*.

580. The height to which water may thus be elevated, we have already seen, is about 33 feet, provided the vacuum

Fig. 133.




---

How high did Savary's engine elevate water by atmospheric pressure? Describe the manner in which the water was elevated above the steam vessel.

be perfect, but Savary was never able to elevate it more than 26 feet by this method.

We now suppose that the steam vessel is filled with water, by the creation of a vacuum, and the pressure of the atmosphere alone, the direct force of the steam having no agency in the process. But in order to continue the elevation above the level of the steam vessel, the elastic pressure of the steam must be employed.

581. Let us now suppose, therefore, that the vessel *d* is nearly full of water, and that the stop-cock *c* is turned, so as to admit the steam from the boiler through the tube to the upper part of the steam vessel, and consequently above the water. At first, the steam will be condensed by the cold surface of the water, but as hot water is lighter than cold, there will soon become a film of heated liquid, by the condensation of the steam on the surface of the cold, so that, in a few minutes, no more steam will be condensed. Then the direct force of the steam pressing upon the water, will drive it through the force pipe *f*, and opening the valve, will elevate it to the height required.

582. When all the water has been driven out, the continued influx of the steam will heat the vessel until no farther condensation will take place, and the vessel will be filled with the pure vapor of water, as before, when the steam being shut off, and the cold water let on, a vacuum will be produced, and another portion of water be elevated to take its place, as already described, and so on continually.

This machine, though a mere apology for the complex and effective steam engines of the present day, is nevertheless highly creditable to the mechanical genius of the inventor, considering the low state of science and mechanical knowledge at that time.

583. These engines were chiefly employed in the drainage of the coal mines, and were sufficiently powerful to elevate the water to the height of about 90 feet including both the atmospheric pressure, and the direct force of the steam. But the process was exceeding slow; the quantity of steam wasted, consequently, was very great, and the quantity of fuel consumed immense. Besides these disadvantages, the bursting power of the steam, when applied with a force sufficient to elevate a column of water 60 feet high, was such as to require vessels of great strength, and, consequently,

---

What is said of Savary's invention? What were the chief objections to Savary's engines?

engines of small capacity only could be employed. In addition to these defects, where the mine was several hundred feet deep, three or four engines must be employed, since each could elevate the water only about 90 feet. It is hardly necessary, therefore, to say, that Savary's engine did not answer the principal object of its design, that of draining the English mines.

584. *Newcomen's Engine*.—The steam engine which succeeded that of Savary, was invented by Thomas Newcomen, a blacksmith, of Dartmouth, in England. Newcomen's patent was dated 1707, and in it Capt. Savary was united, in consequence of his discovery of the method of forming a vacuum by the condensation of steam as already described.

585. The great object of Newcomen's invention, like that of Savary, was to drain the English mines. To do this, he proposed to connect one arch head of a working beam to a pump rod, while the other arch head should be connected with a piston and rod moving in a cylinder, which piston should be made to descend by the pressure of the atmosphere, in consequence of creating a vacuum under it by the condensation of steam. When the piston had been made to descend in this manner, by which the pump at the other end of the beam was to be worked, the piston was again to be drawn up by the weight of the pump rod, so that this engine was moved alternately by means of a vacuum at one end of the beam, and a weight at the other.

586. This was the first proposition which had been made to work a piston by means of steam, or rather by means of a vacuum, created by the condensation of steam, and may be considered as the origin of the present mode of working all steam engines.

587. It is proper to distinguish this as the *atmospheric engine*, since its movement depended on the pressure of the atmosphere alone.

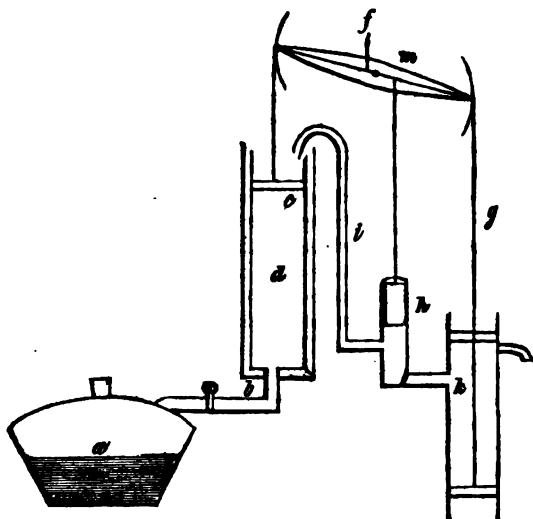
The adjoining cut, fig. 124, and the following description, will show the plan and movement of Newcomen's engine.

The boiler *a*, furnished with a safety valve on the top, has a steam pipe, *b*, proceeding to the cylinder *d*. The piston *c* is of solid metal, and works air tight in the cylinder. The piston is attached by its rod to the arch head of the working

---

Whose steam engine succeeded that of Savary? At what time was Newcomen's engine invented? In what manner was Newcomen's engine worked? What is said of the originality of this invention? Why is Newcomen's distinguished by the name of the atmospheric engine?

Fig. 124.



beam *f*. To the other arch head is attached the pump rod *g*, which is connected with its piston to the pump *k*. This pump descends to the water, to be drawn up by the action of the engine *e*. The small forcing pump *h* is supplied with water by the pump *k*, and is designed to raise a portion of the fluid through the condensing pipe *i*, to the cylinder by which the steam is condensed. This pump, as well as the other, is worked by the action of the working beam.

588. To describe the action of this engine, let us suppose that the piston *c* is drawn up to the top of the cylinder, by the weight of the pump rod *g*, as represented in the figure; that the cylinder itself is filled with steam, and that the stop-cock of the steam pipe is turned so that no more steam is admitted. The cylinder was surrounded by another circular vessel, leaving a space between the two, into which the cold water was admitted. Suppose the cold water to be drawn up by the condensing pipe *i* into this space, and consequently the steam to be condensed, leaving a vacuum within the cylinder. The consequence would be, that the pressure of the

---

Describe the several parts of this engine. Describe the action of this engine.



atmosphere on the piston would instantly force it down to the bottom of the cylinder. This would give action to the pump *k*, by which a quantity of water would be drawn up from the well.

589. Now the piston being forced to the bottom of the cylinder by the pressure of the atmosphere, unless relieved from that pressure, would not rise again, and therefore a quantity of steam must be admitted under it by the pipe *b*, so as to balance the pressure on the upper side. When this is effected, the piston is immediately drawn again to the top of the cylinder by the weight of the pump rod, and thus the several parts of the engine become in the precise position that they were when our description began; and in order again to depress the piston, a vacuum must once more be produced by the admission of cold water on the cylinder, and so on continually.

The power of these engines, although operating by the pressure of the atmosphere alone, was much greater than might at first be supposed.

590. The pressure of the atmosphere, when operating on a perfect vacuum, as we have already shown, amounts to 15 pounds on every square inch of surface. The power of this engine therefore depended entirely on the number of square inches which the piston presented to this pressure.

591. Now the number of square inches in a circle may be very nearly found by the following rule:

*Multiply the number of inches in the diameter by itself: divide the product by 14, and multiply the quotient thus obtained by 11, and the result will be the number of square inches in the circle.*

592. Thus a piston having a diameter of only 13 inches, would be pressed down by a weight equal to 1980 pounds, or nearly one ton; and a piston twice this diameter, or 26 inches, would be acted upon by a weight equal to 7920 pounds, or nearly four tons. These estimates are, however, too high for practical results, for, after allowing for the friction of the piston, and the imperfection of the vacuum, it was found, in practice, that only about 11 pounds of force to the square inch could actually be obtained.

---

What is said of the power of these engines? How may the number of square inches in a circle be found? What would be the amount of pressure on a piston of 13 inches in diameter? What would be the pressure on a piston of 26 inches in diameter? How much must be allowed for friction and imperfection of vacuum?

593. Soon after the construction of these engines, an accidental circumstance suggested to the inventor a much better method of condensation than the effusion of cold water on the cylinder, which, as we have seen, was that first practiced. In order to keep the piston air-tight, it was necessary to have a quantity of water on it, which was supplied from a pipe placed over it. On one occasion, a piston was observed to descend several times with unusual rapidity, and this without waiting for the usual supply of condensing water. On examination, it was found that an aperture through the piston admitted the cold water directly to the steam in the cylinder, by which it was instantly condensed.

594. On this suggestion, Newcomen abandoned his first method, and by the addition of a pipe, through which a jet of cold water was thrown into the cylinder, condensed the steam instantly, and much more perfectly than could be done even by waiting a long time for the gradual cooling of the cylinder by the old method. This was a highly important improvement, and is substantially the method practiced to this day.

595. Newcomen's machine, though so imperfect, when compared with those of the present day, as hardly to deserve the name of a steam engine, was extensively employed in draining the English mines, and for nearly half a century was the only machine moved by the application of steam. And notwithstanding its material and obvious imperfections, still it must be considered as a lasting monument of the combining and inventive powers of a man, who appears originally to have had no advantages in life, above what his experience and observations as a blacksmith gave him.

596 *Watt's Engine*.—It does not appear that any considerable improvements were made on Newcomen's steam apparatus, until the time when James Watt began his experiments and inventions in about 1763.

Watt was born at Greenock, in Scotland, and pursued the business of a mathematical instrument maker in London. He was endowed with a mind of the highest order, both as a philosopher and inventor, as will be evinced by the new combinations, improvements, and inventions, which he applied to nearly every part of the apparatus to which steam has been employed as a moving power.

---

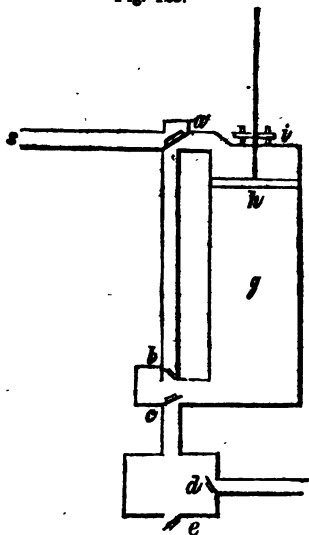
How did Newcomen discover an improved method of condensing steam? What is said of Newcomen's invention on the whole? When did Watt begin his experiments? What is said of Watt's capacity? What were among the first improvements of the steam engine? What change must be made in Newcomen's cylinder, in order to press down the piston with steam?

597. Some of his first improvements, or perhaps more properly, inventions, were a pump, for the removal of the air and water, which were accumulated by the condensation of the steam—the application of melted wax, or tallow, instead of water, to lubricate the piston, and keep it air-tight, and the employment of steam above the piston, to press it down, instead of the atmosphere, as in Newcomen's engine.

For the latter purpose, it was necessary to close the top of the cylinder, and allow the piston-rod to play through a steam tight stuffing-box, as is done at the present time in all steam engines.

598. This improvement is represented by fig. 125, where *s* is the steam pipe proceeding from the boiler, and by which steam is admitted to the cylinder. The piston *h* works air-tight in the cylinder *g*, the rod of which passes air-tight through the stuffing-box *i*. The upper valve box *a* contains a single valve, which when open, admits the steam into the cylinder, and also into the pipe which connects this with the lower valve box. The lower box contains two valves, *b* and *c*; the valve *b*, when open, admits the steam to pass from the cylinder above the piston, by the connecting tube, to the cylinder below the piston; the valve *c*, when open, admits the steam to pass from below the cylinder, down into the condenser *d*. This steam entering the condenser, meets the jet of water through the valve *d*, where it is condensed. The valve *e*, opening outwards, permits any steam which is not condensed, together with such atmospheric air as is accumulated, to pass away.

Fig. 125.



The valve *a* is called the *upper steam valve*; *b*, the *lower*

---

What are the situations, names, and uses, of the valves in fig. 125.

*steam valve* ; *c*, the *exhausting valve*, and *d*, the *condensing valve*.

599. Now let us see in what manner this machine will produce the alternate ascent and descent of the piston.

In the first place, all the air which fills the cylinder and tubes must be expelled. To do this, the valves *a*, *b*, and *c*, must be opened. The steam will pass through the pipe *s*, into the upper part of the cylinder, and along the tube down through the valves *b* and *c* into the condenser *d*. After the steam ceases to be condensed by the cold of the apparatus, it will rush out, mixed with air, through the valve *e*, which opens outwards.

600. The apparatus is thus filled with steam, and all the valves are now to be closed ; but in a few minutes a vacuum will be formed in the condenser, by the cold water thrown into that vessel.

The apparatus being in this state, let the upper steam valve *a*, the exhausting valve *c*, and the condensing valve *d*, be opened. Steam will thus be admitted through *a*, to press upon the top of the piston, the steam being prevented from circulating below the piston, by the valve *b* being closed. But the steam below the piston will rush through the exhausting valve *c*, into the condenser, where a jet of cold water through the condensing valve *d*, will instantly condense it, and thus leave a vacuum below the piston in the cylinder. Into this vacuum the piston is instantly pressed by the action of the steam in the upper part of the cylinder.

601. When the piston has thus been forced to the bottom of the cylinder, let the valves *a*, *c*, and *d*, be closed, and let the lower steam valve *b* be opened. The effect of this will be, that the further ingress of steam will be stopped, and the further condensation of steam will cease, and thus the steam which is shut up within the apparatus, will press equally on all sides, so that the pressure on the upper and under sides of the piston will be equal. Thus there is no force to restrain the piston at the bottom of the cylinder, except its weight, which is more than balanced by the weight of the pump-rod at the other end of the beam, and by the preponderance of which the piston rises, as in the atmospheric engine.

602. When the piston has arrived to the top of the cylinder, the valves *a*, *c*, and *d*, are again opened, when steam again presses on the top of the piston, while a vacuum is

---

Explain the manner in which this engine acts by means of the figure

formed below it, into which the piston is driven, as already shown, and so on continually.

The valves of this engine were opened and closed by levers, which were worked by the movement of the machinery. These, being unnecessary to explain the principle, are not shown in the drawing.

603. Mr. Watt called this his *single acting engine*, because the steam acted only above the piston, and for the purpose of distinguishing it from his *double acting engine*, in which the piston was moved in both directions, by the force of steam.

604. *Double Acting Steam Engine*.—After the construction of the steam engine above described, Mr. Watt continued his improvements and inventions, which resulted in the production of his *double acting engine*. This consisted in changing the steam alternately from below, to above the piston, and at the same time forming a vacuum alternately in each end of the cylinder, into which the piston was forced. Thus the piston being at the top of the cylinder, steam was introduced from the boiler above it, while the steam in the cylinder below it was condensed. The piston was therefore pressed by the steam above it into a vacuum below. Having arrived at the bottom of the cylinder, the steam was changed in its direction, and sent *below* the piston, while a communication was formed between the upper part of the cylinder and the condenser, and thus a vacuum was formed *above* the piston, into which it was forced by the steam acting below it. In this manner was the piston moved by alternately substituting steam for a vacuum, and a vacuum for steam, on each side of the piston.

605. *Circular Motion of Machinery by means of Steam*.—The action of the atmospheric engine of Newcomen, and of the improved, or single acting one of Watt, was such as could not be applied to the continued motion of machinery. Their motions were well calculated to raise water from the mines by pumping, and for this purpose they were chiefly employed. Nor could these engines give a perpetual circular motion, without some changes in their action, and additions to their machinery. It is obvious, that the extended use of steam in driving machinery, absolutely required such a motion, and it appears that the genius of Watt, soon after his experiments commenced, saw the vast consequences of such an application of this power, and he applied himself to the invention of machinery for this purpose accordingly.

---

Why does Mr. Watt call this his *single acting engine*? Describe Watt's *double acting steam engine*.

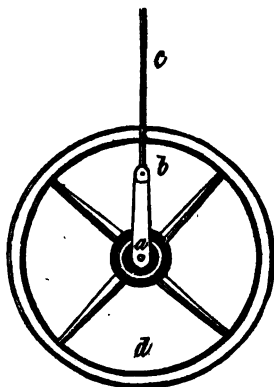
606. In Newcomen's and Watt's first engines, the end of the beam opposite to the piston could only be employed in *lifting*, since the power was applied only to force the piston downwards. But in the double acting engine, the power of steam was applied to the piston in both directions, and hence the opposite end of the beam had a force downward, as well as upward. If, therefore, instead of chains, rods of iron were attached to each arch head of the beam, the one rod connected with the piston, and the other with the machinery to be moved, it is plain that since the end of the beam, connected with the piston, would be pushed up and drawn down with a force equal to the power of the steam applied, the other end of the beam would act with equal force, and thus that a sufficient power might be obtained in both directions.

607. The question with respect to the means by which a continued circular motion might be obtained from the alternate motion of the working end of the beam, did not remain long unsettled in the fertile mind of Watt. A *crank* connected with the end of the beam by an inflexible or metallic rod, would convert its up and down motion into one of at least partial rotation.

608. But still there remained a difficulty to be overcome with respect to the rotation of a crank, for there are two positions in which the vertical motions of the working rod could give it no motion whatever. These are, when the axis of the crank *a*, fig. 126, the joint of the crank *b*, and the working rod, or connector, with the working beam *c*, are in the same right line as shown in the figure. In this case it is plain, that the vertical action of *c* could not move the crank in any direction. Again, when the joint *b* is turned down to *d*, so as to bring the working rod *c*, directly over the crank, it will be obvious that the upward or downward force of the beam, could not give *a* any motion whatever.

Hence, in these two positions the engine could have no

Fig. 126.



effect in turning the crank, and, therefore, twice in every revolution, unless some remedy could be found for this defect, the whole machine must cease to act.

609. Now, under *Inertia*, (21) we have shown that bodies, when once put in motion, have a tendency to continue that motion, and will do so, unless stopped by some opposing force. With respect to circular motion, this subject is sufficiently illustrated by the turning of a coach wheel on its axis when the tire is raised from the ground. Every one knows that when a wheel is set in motion, under such circumstances, it will continue to revolve by its own inertia for some time, without any new impulse.

610. This principle Watt applied to continue the motion of the crank. A large heavy iron wheel was fixed to the axis of the crank, which wheel being put in motion by the machinery, had the effect to turn the crank beyond the position in which we have shown the working rod had no power to move it, and thus enabled the working rod to continue the rotation.

611. Such a wheel, called the *fly wheel*, or *balance wheel*, is represented attached to the crank in fig. 126, and is now universally employed in all steam engines used in driving machinery.

612. *Governor, or Regulator.*—In the application of steam to machinery for various purposes, a steady or equal motion is highly important; and although the fly wheel, just described, had the effect to equalize the motion of the engine when the power and the resistance were the same, yet when the steam was increased, or the resistance diminished or increased, there was no longer a uniform velocity in the working part of the engine.

In order to remedy this defect, Mr. Watt applied to his engines an apparatus called a *governor*, and by which the quantity of steam admitted to the cylinder was so regulated as to keep the velocity of the engine nearly the same at all times.

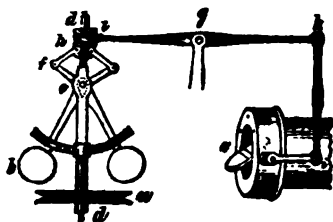
613. Of all the contrivances for regulating the motion of machinery, this is said to be the most effectual. It will be readily understood by the following description of fig. 127.

---

What is said of the action of Newcomen's and Watt's first engine? Why were not their motions applicable to machinery? Explain the reason why Watt's double acting engine was applicable to the rotation of machinery, while his other engine was not. Explain the reason why a crank motion alone can not be converted into a continued rotation.

It consists of two heavy iron balls *b*, attached to the extremities of the two rods, *b*, *e*. These rods play on a joint at *e*, passing through a mortice in the vertical stem *d*, *d*. At *f*, these pieces are united, by joints to the two short rods, *f*, *h*, which, at their upper ends, are again

Fig. 127.



connected by joints at *h*, to a ring which slides upon the vertical stem *d*, *d*. Now it will be apparent that when these balls are thrown outward, the lower links connected at *f*, will be made to diverge, in consequence of which the upper links will be drawn down the ring with which they are connected at *h*. With this ring at *i* is connected a lever having its axis at *g*, and to the other extremity of which, at *k*, is fastened a vertical piece, which is connected by a joint to the valve *v*. To the lower part of the vertical spindle *d*, is attached a grooved wheel *w*, around which a strap passes, which is connected with the axis of the fly wheel.

614. Now when it so happens that the quantity of steam is too great, the motion of the fly wheel will give a proportionate velocity to the spindle *d*, *d*, by means of the strap around *w*, and by which the balls, by their centrifugal force, will be widely separated; in consequence of which the ring *h* will be drawn down. This will elevate the arm of the lever *k*, and by which the end *i*, of the short lever, connected with the valve *v*, in the steam pipe, will be raised, and thus the valve turned so as to diminish the quantity of steam admitted to the piston. When the motion of the engine is slow, a contrary effect will be produced, and the valve turned so that more steam will be admitted to the engine.

615. *Low pressure Engine.*—To comprehend the working of the piston, which is usually hid from the eye of the observer, it is only necessary to remember, that in the upper valve box there are two valves, called the *upper steam valve*, and the *upper exhausting valve*, and that in the lower steam box, or bottom of the cylinder, there are also two valves, called the *lower steam valve*, and the *lower exhausting valve*.

---

In what manner was the crank motion converted into one of perpetual rotation? Give a general description of the governor, by means of the figure. What are the valves called in the upper, and what in the lower valve box?

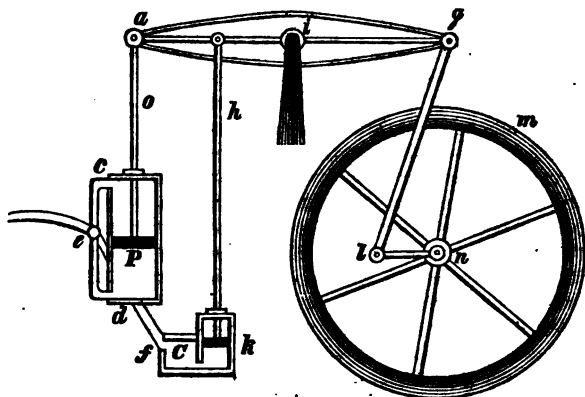


616 Now suppose the piston to be at the top of the cylinder, the cylinder below it being filled with steam, which has just pressed the piston up. Then let the *upper steam valve*, and the *lower exhausting valve* be opened, the other two being closed; the steam which fills the cylinder *below* the piston, will thus be allowed to pass through the exhausting valve into the condenser, and a vacuum will be formed below the piston. At the same time, the *upper steam valve* being open, steam will be admitted *above* the piston to press it down into the vacuum, which has been formed below. On the arrival of the piston to the bottom of the cylinder, the *upper steam valve*, and the *lower exhausting valve* are closed, and the *lower steam valve*, and *upper exhausting valve* are opened, on which the steam *above* the piston is condensed, while steam is admitted *below* the piston to press it into the vacuum thus formed, and so on continually.

617. The upper steam valve, and lower exhausting valve are opened at the same time; the same being the case with the lower steam valve, and upper exhausting valve.

618. This will be understood by the following description of fig. 128, which represents the essential parts of a steam engine of the present day.

Fig. 128.



619. 1st. The *cylinder*, in which the *piston P* is moved up or down, as the steam enters above or below it. 2d. The

---

When the piston is at the top of the cylinder, what valves are opened? When at the bottom, what valves are opened?

*exhausting* and *steam* valves are placed above *d* and below *c*, but being within the tube cannot be seen. 3d. The *steam pipe e*, which conveys the steam from the boiler, (not shown in the figure,) to the cylinder. 4th. The *condenser C*, for low pressure engines. 5th. The *eduction pipe*, which leads from the cylinder to the condenser. 6th. The *hot water pump, k*, which removes the condensed steam as it comes from the cylinder, *k* being its piston rod. 7th. The *working beam a g*, turning on its axis at *i*, and connected with the *piston rod o*, at one end, and with the *crank* of the *fly wheel m*, by the rod *g, l*, at the other. 8th. The *fly wheel m*, which gives continuous motion to the whole machine, as already explained. It will be understood that this is the *low pressure* engine.

There are several other parts of minor consequence to the steam engine, but it was thought that by introducing them, our figure would have become so complex that none of it could be understood, hence they are omitted.

620. *High Pressure Engine*.—In the *high pressure* engines, the piston is pressed up and down by the force of the steam alone, and without the assistance of a vacuum. The additional power of steam required for this purpose is very considerable, being equal to the entire pressure of the atmosphere on the surface of the piston. We have already had occasion to show that on a piston of 13 inches in diameter, the pressure of the atmosphere amounts to nearly two tons.

621. Now in the low pressure engine, in which a vacuum is formed on one side of the piston, the force of steam required to move it is diminished by the amount of atmospheric pressure equal to the size of the piston.

622. But in the high pressure engine, the piston works in both directions against the weight of the atmosphere, and hence requires an additional power of steam equal to the weight of the atmosphere on the piston.

623. These engines are, however, much more simple and cheap than the low pressure, since the condenser, cold water pump, air pump, and cold water cistern, are dispensed with; nothing more being necessary than the boiler, cylinder, piston, and valves. Hence for rail-roads, and all locomotive purposes, the high pressure engines are, and must be used.

624. With respect to engines used on board of steam-boats, the low pressure are universally employed by the

---

What constitutes a low pressure engine? How much more force of steam is required in high than in low pressure engines? What parts are dispensed with in high pressure engines?

English, and it is well known, that few accidents from the bursting of machinery have ever happened in that country. In most of their boats two engines are used, each of which turns a crank, and thus the necessity of a fly wheel is avoided.

625. In this country high pressure engines are in common use for boats, though they are not universally employed. In some, two engines are worked, and the fly wheel dispensed with, as in England.

626. *Accidents.*—The great number of accidents which have happened in this country, whether on board of low or high pressure boats, must be attributed, in a great measure, to the eagerness of our countrymen to be transported from place to place with the greatest possible speed, all thoughts of safety being absorbed in this passion. It is, however, true, from the very nature of the case, that there is far greater danger from the bursting of the machinery in the high, than in the low pressure engines, since not only the cylinder, but the boiler and steam pipes, must sustain a much higher pressure in order to gain the same speed, other circumstances being equal.

#### HORSE POWER.

627. When steam engines were first introduced, they were employed to work pumps for draining the English coal mines, thus taking the places of horses, which from the earliest times of using coal had performed this service.

628. It being therefore already known how many horses were required to raise a certain amount of coal from a given depth, the powers of these engines were very naturally compared to those of horses, and thus an engine which would perform the work of ten horses, was called an engine of *ten horse power*. To this day the same term is used, with the same meaning, though very few appear to know either the origin of the term, or the amount of power it implies.

629. Several engineers, after the term was thus used, made experiments, for the purpose of ascertaining the average strength of horses, with a view of fixing a standard of mechanical force which should be indicated by the term *horse power*.

This was done by means which it is not necessary to describe.

Smeaton, a celebrated mechanical philosopher, estimated

---

Where did steam engines first take the place of horses? What is the origin of the term horse power?

that the average power of the horse, working eight hours a day, was equal to the raising of 23,000 pounds at the rate of one foot per minute.

630. Messrs. Bolton and Watt caused experiments to be made with the horses used in the breweries of London, said to be the strongest in the world, and from the result they estimated that 33,000 pounds raised at the rate of one foot per minute, was the value of a horse's power, and this is the estimate now generally adopted. When, therefore, an engine is said to be so many horses' power, it is meant that it is capable of overcoming a resistance equal to so many times 33,000 pounds raised at the rate of one foot per minute. Thus an engine of ten horse power is one capable of raising a load of 330,000 pounds one foot per minute, and so at this rate, whether the power be more or less.

631. *Power of Steam.*—Experiment has proved that an ounce of water converted into steam will raise a weight of 2,160 pounds one foot. A cubic foot of water contains 1,728 cubic inches, and the power, therefore, of a cubic foot of water, when converted into steam will be equal to 2,160 multiplied by 1,728, equal to 3,732,480 pounds. This, then, expresses the number of pounds weight which a cubic foot of water would raise one foot when converted into steam, supposing that its entire mechanical force could be rendered available. But in practice it is estimated that the friction, and weight of the machinery in action, requires about four-tenths of the whole force, while six-tenths only remain as an actual mechanical power.

632. *Quantity of water required for each Horse Power.*—One horse power, as already explained, is equal to a force which will raise 33,000 pounds one foot high per minute. This being multiplied by 60 will show the force required to raise the same weight at the rate of one foot per hour, namely,  $33,000 \times 60 = 1,980,000$  pounds.

633. Now the quantity of water required for this effect, will be found by considering, as already shown, that a cubic inch of water in the form of steam, is equal to a force raising 2,160 pounds a foot. If we divide 1,980,000, therefore, by

---

What was Smeaton's estimate of a horse's power? What was Watt and Bolton's estimate of a horse's power? What is meant by a horse's power at the present time? How many horses would raise 33,000 pounds one foot per minute? What is the power of a square inch of water converted into steam? What is the power of a cubic foot of water converted into steam? How much power is lost in acting upon the engine? How many cubic inches of water is required to produce a one horse power?

2,160, we shall have the number of cubic inches of water required to produce a one horse power, namely, 9,160. But we have already shown that only 6 parts out of 10 of the force of steam can be calculated on as a moving power, 4 parts being expended on the action of the engine. To find, then, the amount of waste in 916 cubic inches of water, we must divide that number by 6, and multiply the result by 4, when we shall have 610 as the number of cubic inches of water wasted. The total quantity of water, therefore, which is turned into steam per hour, to produce a one horse power, is equal to 610 added to 916, namely, 1,526 cubic inches. Hence we see the necessity of the immense capacities of the boilers of large steamboats.

634. *Amount of Mechanical Virtue in Coal.*—For more than thirty years the engineers of many of the English coal mines have published annual accounts of their experiments with the steam engines under their care, for the purpose of ascertaining the exact amount of coal required to perform certain duties. The result of these experiments are among the most curious and instructive facts which the lights of science at the present day have thrown upon the manufacturing arts. They were entirely unexpected to the owners of the mines, and equally so to men of science.

635. In the report of the engineers thus employed, for 1835, it was announced that a steam engine employed at a copper mine in Cornwall, had raised, as its average work, 95 millions of pounds a foot high, with a *single bushel* of bituminous coal.

This mechanical effect was so enormous and so unexpected, that the best judges of the subject considered it beyond the bounds of credulity; the proprietors, therefore, agreed that another trial should be made in the presence of competent witnesses: when, to the astonishment of all, the result exceeded the former report by 30 millions of pounds. In this experiment, for every bushel of coal consumed under the boiler, the engine raised  $125\frac{1}{2}$  millions of pounds one foot high.

636. On this subject, Dr. Lardner, in his treatise on the steam engine, has made the following calculations:

A bushel of coal weighs 84 pounds, and can lift 56,027 tons a foot high, therefore, a pound of coal would raise 667

---

How do you find how many cubic inches of water there is in a one horse power? What amount of weight is it said a bushel of coal will raise by means of steam? What was the weight raised by the second trial? What weight will a pound of coal raise?

tons to the same height ; and an ounce would raise 42 tons one foot high, or it would lift 18 pounds a mile high.

Since a force of 18 pounds is capable of drawing two tons upon a rail-way, it follows that an ounce of coal would draw 2 tons a mile, or 1 ton two miles. [In the common engines, however, the actual consumption of coal is equal to about 8 ounces per ton for every mile.]

637. The great Egyptian pyramid has a base of 700 feet each way, and is 500 feet high ; its weight amounting to 12,760,000,000 pounds. To construct it, is said to have cost the labor of 100,000 men for 20 years. Yet according to the above calculations, its materials could have been raised from the ground to their present positions by the combustion of 479 tons of coal.

## ACOUSTICS.

638. *Acoustics is that branch of natural philosophy which treats of the origin, propagation, and effects of sound.*

639. When a sonorous, or sounding body is struck, it is thrown into a tremulous, or vibrating motion. This motion is communicated to the air which surrounds us, and by the air is conveyed to our ear drums, which also undergo a vibratory motion, and this last motion, throwing the auditory nerves into action, we thereby gain the sensation of sound.

640. If any sounding body, of considerable size, is suspended in the air and struck, this tremulous motion is distinctly visible to the eye, and while the eye perceives its motion, the ear perceives the sound.

641. *Proof by the Air Pump.*—That sound is conveyed to the ear by the motion which the sounding body communicates to the air, is proved by an interesting experiment with the air pump. Among philosophical instruments, there is a small bell, the hammer of which is moved by a spring connected with clock-work, and which is made expressly for this experiment.

How great a force may an ounce of coal be made to produce ? What is the size and weight of the great pyramid of Egypt ? What weight of coal would be required to raise its materials to their present elevation ? What is acoustics ? When a sonorous body is struck within hearing, in what manner do we gain from it the sensation of sound ? How is it proved that sound is conveyed to the ear by the medium of the air ?

If this instrument be wound up, and placed under the receiver of an air pump, the sound of the bell may at first be heard to a considerable distance, but as the air is exhausted, it becomes less and less audible, until no longer to be heard, the strokes of the hammer, though seen by the eye, producing no effect upon the ear. Upon allowing the air to return gradually, a faint sound is at first heard, which becomes louder and louder, until as much air is admitted as was withdrawn.

642. *Diving Bell*.—On the contrary, when the air is more dense than ordinary, or when a greater quantity is contained in a vessel, than in the same space in the open air, the effect of sound on the ear is increased. This is illustrated by the use of the *diving bell*.

The diving bell is a large vessel, open at the bottom, under which men descend to the beds of rivers, for the purpose of obtaining articles from the wrecks of vessels. When this machine is sunk to any considerable depth, the water above, by its pressure, condenses the air under it with great force. In this situation, a whisper is as loud as a common voice in the open air, and an ordinary voice becomes painful to the ear.

643. Again, on the tops of high mountains where the pressure, or density of the air is much less than on the surface of the earth, the report of a pistol is heard only a few rods, and the human voice is so weak as to be inaudible at ordinary distances.

Thus, the atmosphere which surrounds us, is the medium by which sounds are conveyed to our ears, and to its vibrations we are indebted for the sense of hearing, as well as to all we enjoy from the charms of music.

644. *Solids Conduct Sound*.—The atmosphere, though the most common, is not, however, the only, or the best conductor of sound. Solid bodies conduct sound better than elastic fluids. Hence, if a person lay his ear on a long stick of timber, the scratch of a pin may be heard from the other end, which could not be perceived through the air.

645. The earth conducts loud rumbling sounds made below its surface to great distances. Thus, it is said, that in countries where volcanoes exist, the rumbling noise

---

When the air is more dense than ordinary how does it affect sound? What is said of the effects of sound on the tops of high mountains? Which are the best conductors of sound, solid or elastic substances? What is said of the earth as a conductor of sounds?

which generally precedes an eruption, is heard first by the beasts of the field, because their ears are commonly near the ground, and that by their agitation and alarm, they give warning of its approach to the inhabitants.

The Indians of our country, by laying their ears on the ground, will discover the approach of horses or men when they are at such distances as not to be heard in any other manner.

646. *Velocity of Sound*.—Sound is propagated through the air at the rate of 1142 feet in a second of time. When compared with the velocity of light, it therefore moves but slowly. Any one may be convinced of this by watching the discharge of cannon at a distance. The flash is seen apparently at the instant the gunner touches fire to the powder; the whizzing of the ball, if the ear is in its direction, is next heard, and lastly, the report.

*Biot's Experiment*.—Solid substances convey sounds with greater velocity than air, as is proved by the following experiment, lately made at Paris, by M. Biot.

647. At the extremity of a cylindrical tube, upwards of 3000 feet long, a ring of metal was placed, of the same diameter as the aperture of the tube; and in the centre of this ring, in the mouth of the tube, was suspended a clock bell and hammer. The hammer was made to strike the ring and the bell at the same instant, so that the sound of the ring would be transmitted to the remote end of the tube, through the conducting power of the tube itself, while the sound of the bell would be transmitted through the medium of the air inclosed in the tube. The ear being then placed at the remote end of the tube, the sound of the ring, transmitted by the metal of the tube, was first heard distinctly, and after a short interval had elapsed, the sound of the bell, transmitted by the air in the tube, was heard. The result of several experiments was, that the metal conducted the sound at the rate of about 11,865 feet per second, which is about ten and a half times the velocity with which it is conducted by the air.

648. Sound moves forward in straight lines, and in this respect follows the same laws as moving bodies, and light.

---

How is it said that the Indians discover the approach of horses? How fast does sound pass through the air? Which convey sounds with the greatest velocity, solid substances or air? Describe the experiment, proving that sound is conducted by a metal with greater velocity than by the air. In what lines does sound move?



It also follows the same laws in being reflected, or thrown back, when it strikes a solid, or reflecting surface.

649. *Echo*.—If the surface be smooth, and of considerable dimensions, the sound will be reflected, and an echo will be heard; but if the surface is very irregular, soft, or small, no such effect will be produced.

In order to hear the echo, the ear must be placed in a certain direction, in respect to the point where the sound is produced, and the reflecting surface.

If a sound be produced at *a*, fig. 129, and strike the plain surface *b*, it will be reflected back in the same line, and the echo will be heard at *c* or *a*. That is, the angle under which it approaches the reflecting surface, and that under which it leaves it, will be equal.

650. Whether the sound strikes the reflecting surface at right-angles, or obliquely, the angle of approach, and the angle of reflection, will always be the same, and equal.

This is illustrated by fig. 130, where suppose a pistol to be fired at *a*, while the reflecting surface is at *c*; then the echo will be heard at *b*, the angles 2 and 1 being equal to each other.

651. *Reverberation of Sound*.—If a sound be emitted between two reflecting surfaces, parallel to each other, it will reverberate, or be answered backwards and forwards several times.

Thus, if the sound be made at *a*, fig. 131, it will not only rebound back again to *a*, but will also be reflected from the points *e* and *d*, and were such reflecting surfaces placed at every point around a circle from *a*, the sound would be thrown back from them all, at the same instant, and would meet again at the point *a*.

We shall see, under the article Optics,

Fig. 129.

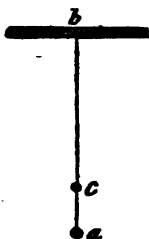


Fig. 130.

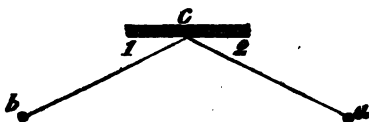
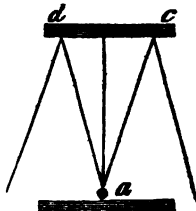


Fig. 131.

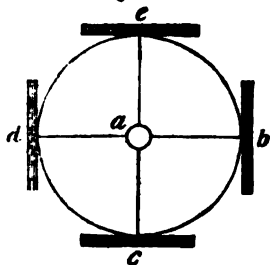


that light observes exactly the same law in respect to its reflection from plane surfaces, and that the angle at which it strikes, is called the *angle of incidence*, and that under which it leaves the reflecting surface, is called the *angle of reflection*. The same terms are employed in respect to sound.

652. *Reflection in a Circle.*—In a circle, sound is reflected from every plane surface placed around it, and hence, if the sound is emitted from the centre of a circle, this centre will be the point at which the echo will be most distinct.

Suppose the ear to be placed at the point *a*, fig. 132, in the centre of a circle; and let a sound be produced at the same point, then it will move along the line *ae*, and be reflected from the plane surface, back on the same line to *a*; and this will take place from all the plane surfaces placed around the circumference of a circle; and as all these surfaces are at the same distance from the centre, so the reflected sound will arrive at the point *a*, at the same instant; and the echo will be loud, in proportion to the number and perfection of these reflecting surfaces.

Fig. 132.



653. *Whispering Gallery.*—It is apparent that the auditor, in this case, must be placed in the centre from which the sound proceeds, to receive the greatest effect. But if the shape of the room be oval, or elliptical, the sound may be made in one part, and the echo will be heard in another part, because the ellipse has two points, called foci, at one of which, the sound being produced, it will be concentrated in the other.

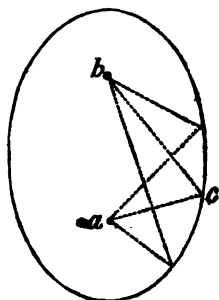
Suppose a sound to be produced at *a*, fig. 133, it will be reflect-

---

From what kind of surface is sound reflected, so as to produce an echo? Explain fig. 129. Explain fig. 130, and show in what direction sound approaches and leaves a reflecting surface. What is the angle under which sound strikes a reflecting surface, called? What is the angle under which it leaves a reflecting surface called? Is there any difference in the quantity of these two angles? Suppose a pistol to be fired in the centre of a circular room, where would be the echo? Explain fig. 131, and give the reason. Suppose a sound to be produced in one of the foci of an ellipse, where then might it be most distinctly heard?

ed from the sides of the room, the angles of incidence being equal to those of reflection, and will be concentrated at *b*. Hence, a hearer standing at *b*, will be affected by the united rays of sound from different parts of the room, so that a whisper at *a*, will become audible at *b*, when it would not be heard in any other part of the room. Were the sides of the room lined with a polished metal, the rays of light or heat would be concentrated in the same manner.

Fig. 133.



The reason of this will be understood, when we consider that an ear, placed at *c*, will receive only one ray of the sound proceeding from *a*, while if placed at *b*, it will receive the rays from all parts of the room. Such a room, whether constructed by design or accident, would be a *whispering gallery*.


654. On a smooth surface, the rays, or pulses of sound, will pass with less impediment than on a rough one. For this reason, persons can talk to each other on the opposite sides of a river, when they could not be understood at the same distance over the land. The report of a cannon at sea, when the water is smooth, may be heard at a great distance, but if the sea is rough, even without wind, the sound will be broken, and will reach only half as far.

655. MUSICAL INSTRUMENTS.—*The strings of musical instruments are elastic cords, which being fixed at each end, produce sounds by vibrating in the middle.*

The string of a *violin* or *piano*, when pulled to one side by its middle, and let go, vibrates backwards and forwards, like a pendulum, and striking rapidly against the air, produces tones, which are grave, or acute, according to its tension, size, or length.

656. The manner in which such a string vibrates, is shown by fig. 134.

Fig. 134.



If pulled from *e* to *a*, it will not stop again at *e*,

but in passing from *a* to *e*, it will gain a momentum, which will carry it to *c*, and in returning, its momentum will again carry it to *d*, and so on, backwards and forwards, like a pendulum, until its tension, and the resistance of the air, will finally bring it to rest.

The grave, or sharp tones of the same string, depend on its different degrees of tension; hence, if a string be struck, and while vibrating, its tension be increased, its tone will be changed from a lower to a higher pitch.

657. Strings of the same length are made to vibrate slow, or quick, and consequently to produce a variety of sounds, by making some larger than others, and giving them different degrees of tension. The *violin* and *bass viol* are familiar examples of this. The low, or bass strings, are covered with metallic wire, in order to make their magnitude and weight prevent their vibration from being too rapid, and thus they are made to give deep or grave tones. The other strings are diminished in thickness, and increased in tension, so as to make them produce a greater number of vibrations in a given time, and thus their tones become sharp or acute in proportion.

658. Under certain circumstances, a long string will divide itself into halves, thirds, or quarters, without depressing any part of it, and thus give several harmonious tones at the same time.

**ÆOLIAN HARP.**—The fairy tones of the Æolian harp are produced in this manner. This instrument consists of a simple box of wood, with four or five strings, two or three feet long, fastened at each end. These are tuned in unison, so that when made to vibrate with force, they produce the same tones. But when suspended in a gentle breeze, each string, according to the manner or force in which it receives the blast, either sounds, as a whole, or is divided into several parts, as above described. "The result of which," says Dr. Arnot, "is the production of the most pleasing combination and succession of sounds, that the ear ever listened to, or fancy perhaps conceived. After a pause, this fairy harp is often heard beginning with a low and solemn note, like the base

---

Explain fig. 133, and give the reason. Why is it that persons can converse on the opposite sides of a river, when they could not hear each other at the same distance over the land? How do the strings of musical instruments produce sounds? Explain fig. 134. On what do the grave or acute tones of the same string depend? Why are the bass strings of instruments covered with metallic wire? Why is there a variety of tones in the Æolian harp, since all the strings are tuned in unison?

of distant music in the sky; the sound then swells as if approaching, and other tones break forth, mingling with the first, and with each other."

659. The manner in which a string vibrates in parts, will be understood by fig. 135.

Fig. 135.



Suppose the whole length of the string to be from *a* to *b*, and that it is fixed at these two points. The portion from *b* to *c* vibrates as though it was fixed at *c*, and its tone differs from those of the other parts of the string. The same happens from *c* to *d*, and from *d* to *a*. While a string is thus vibrating, if a small piece of paper be laid on the part *c*, or *d*, it will remain, but if placed on any other part of the string, it will be shaken off.

#### ATMOSPHERIC PHENOMENA.

660. The term *Atmosphere* is from two Greek words, which signify *vapor* and *sphere*. It is the air which surrounds the earth to the height of 45 miles, and is essential to the lives of all animals, and the production of all vegetables.

661. All meteorological phenomena, with which we are acquainted, depend chiefly, if not entirely on the influence of the atmosphere. Fogs, winds, rain, dew, hail, snow, thunder, lightning, electricity, sound, and a variety of other phenomena of daily occurrence belong to the atmosphere. We have, however, only room for the most common result of atmospheric changes, *Wind* and *Rain*.

#### WIND.

662. *Wind* is nothing more than air in motion. The use of a fan, in warm weather, only serves to move the air, and thus to make a little breeze about the person using it.

663. As a natural phenomenon, that motion of the air which we call wind, is produced in consequence of there being a greater degree of heat in one place than in another

---

Explain fig. 135, showing the manner in which strings vibrate in parts. What is the atmosphere? How high does the atmosphere extend? What phenomena mentioned, depend on the atmosphere? What is wind? As a natural phenomenon, how is wind produced, or, what is the cause of wind?

The air thus heated, rises upward, while that which surrounds this, moves forward to restore equilibrium.

The truth of this is illustrated by the fact, that during the burning of a house in a calm night, the motion of the air towards the place where it is thus rarefied, makes the wind blow from every point towards the flame.

664. *Sea, and Land Breeze*.—In islands, situated in hot climates, this principle is charmingly illustrated. The land, during the day time, being under the rays of a tropical sun, becomes heated in a greater degree than the surrounding ocean, and, consequently, there rises from the land a stream of warm air, during the day, while the cooler air from the surface of the water, moving forward to supply this partial vacancy, produces a cool breeze setting inland on all sides of the island. This constitutes the *sea breeze*, which is so delightful to the inhabitants of those hot countries, and without which men could hardly exist in some of the most luxuriant islands between the tropics.

During the night, the motion of the air is reversed, because the earth being heated superficially, soon cools when the sun is absent, while the water being warmed several feet below its surface, retains its heat longer.

Consequently, towards morning, the earth becomes colder than the water, and the air sinking down upon it, seeks an equilibrium, by flowing outwards, like rays from a centre, and thus the *land breeze* is produced.

The wind then continues to blow from the land until the equilibrium is restored, or until the morning sun makes the land of the same temperature as the water, when for a time there will be a dead calm. Then again the land becoming warmer than the water, the sea breeze returns as before, and thus the inhabitants of those sultry climates are constantly refreshed during the summer seasons, with alternate land and sea breezes.

665. *Trade Winds*.—At the equator, which is a part of the earth continually under the heat of a burning sun, the air is expanded, and ascends upwards, so as to produce currents from the north and south, which move forward to supply the place of the heated air as it rises. These two currents, coming from latitudes where the daily motion of the

---

How is this illustrated? In the islands of hot climates, why does the wind blow inland during the day, and off the land during the night? What are these breezes called? What is said of the ascent of heated air at the equator? What is the consequence on the air towards the north and south?

earth is less than at the equator, do not obtain its full rate of motion, and therefore, when they approach the equator, do not move so fast eastward as that portion of the earth, by the difference between the equator's velocity, and that of the latitudes from which they come. This wind therefore falls behind the earth in her diurnal motion, and consequently has a relative motion towards the west. This constant breeze towards the west is called the *trade wind*, because a large portion of the commerce of nations comes within its influence.

666. *Counter Currents*.—While the air in the lower regions of the atmosphere is thus constantly flowing from the north and south towards the equator, and forming the trade winds between the tropics, the heated air from these regions as perpetually rises, and forms a counter current through the higher regions, towards the north and south from the tropics, thus restoring the equilibrium.

667. This counter motion of the air in the upper and lower regions is illustrated by a very simple experiment. Open a door a few inches, leading into a heated room, and hold a lighted candle at the top of the passage; the current of air, as indicated by the direction of the flame, will be *out* of the room. Then set the candle on the floor, and it will show that the current is there *into* the room. Thus, while the heated air rises and passes out of the room, that which is colder flows in, along the floor, to take its place.

This explains the reason why our feet are apt to suffer with the cold, in a room moderately heated, while the other parts of the body are comfortable. It also explains why those who sit in the gallery of a church are sufficiently warm, while those who sit below may be shivering with the cold.

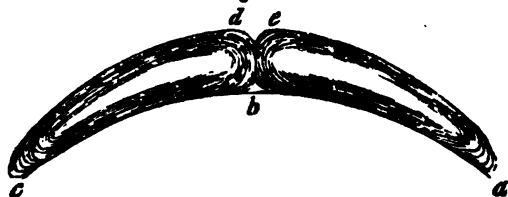
668. From such facts, showing the tendency of heated air to ascend, while that which is colder moves forward to supply its place, it is easy to account for the reason why the wind blows perpetually from the north and south towards the tropics; for the air being heated, as stated above, it ascends, and then flows north and south towards the poles until, growing cold, it sinks down and again flows towards the equator.

669. Perhaps these opposite motions of the two currents will be better understood by the sketch, figure 136.

---

How are the trade winds formed? While the air in the lower regions flows from the north and south towards the equator, in what direction does it flow in higher regions?

Fig. 136.



Suppose *a b c* to represent a portion of the earth's surface, *a* being towards the north pole, *c* towards the south pole, and *b* the equator. The currents of air are supposed to pass in the direction of the arrows. The wind, therefore, from *a* to *b* would blow, on the surface of the earth, from north to south, while from *e* to *a*, the upper current would pass from south to north, until it came to *a*, when it would change its direction towards the south. The currents in the southern hemisphere being governed by the same laws, would assume similar directions.

## RAIN.

670. *Rain is falling water in the form of drops. It appears to result from the meeting of two clouds of different temperatures.*

In explaining the theory of rain, it must be understood, that warm air has a greater capacity for moisture than cold. It is also ascertained, that the capacity increases at a much faster ratio than the increase of temperature itself, and hence it follows that if two clouds at different temperatures, completely saturated, meet and mingle together, a precipitation of moisture must take place in consequence of the mixture. This would result from the fact that the warmest cloud contained a greater portion of moisture than indicated by its temperature, as stated above, while the mixture would form a mean temperature, but the mean quantity of vapor could not be retained, since the sum of their capacities for vapor would thus be diminished.

671. Suppose for example, that at the temperature of 15 degrees, air can hold 200 parts of moisture; then at 30 de-

---

How is this counter current in lower and upper regions illustrated by a simple experiment? What common fact does this experiment illustrate? What is rain? What is said of the ratio of capacity for moisture, increasing faster than the temperature in clouds? Explain the reason why, when two clouds meet of different temperatures, rain is the result



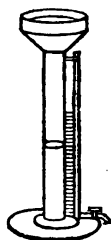
degrees it would hold 400 parts, and at 45 degrees 800 parts. Now let two equal bulks of this air, one at 15, and the other at 45 degrees be mixed, the compound would then contain 200 and 800 parts of moisture = 1000, that is, 500 each, and the temperature of the mixture would be 30 degrees. But at this temperature air is saturated with 400 parts, of vapor, therefore 100 parts is rejected and falls in the form of rain.

This is Dr. Huttons' theory of rain, and observation has seemed to prove its truth.

672. RAIN GAUGE.—This is an instrument designed to measure the quantity of rain, which falls at any given time and place.

A variety of forms, some quite complicated, have been invented for this purpose. The most simple and convenient, for common purposes, is that represented by fig. 137. It may be two feet high, round in form, and made of tin, or copper, well painted. It is furnished with a small metallic faucet for drawing off the water, and into the stem of this, is inserted a glass tube, as a scale, divided into inches and tenths of inches. This may be done by means of paper, pasted on and then varnished.

Fig. 137.



The water will stand at the same height in the glass scale that it does in the cylinder, and being on the outside the quantity may be known at a glance. If the funnel, or top, is twice the size of the cylinder, then, an inch in the scale will indicate half an inch received into the gauge, or these proportions may be a tenth, when much accuracy is required.

## OPTICS.

673. *Optics is that science which treats of vision, and the properties and phenomena of light.*

The term *optics* is derived from a Greek word, which signifies *seeing*.

This science involves some of the most elegant and important branches of natural philosophy. It presents us with

What is the design of the rain gauge? What are the form and materials of this instrument? Describe the scale, and what it indicates with respect to the size of the funnel and cylinder? Define Optics. What is said of the elegance and importance of this science?

experiments which are attractive by their beauty, and which astonish us by their novelty ; and, at the same time, it investigates the principles of some of the most useful among the articles of common life.

674 There are two opinions concerning the nature of light. Some maintain that it is composed of material particles, which are constantly thrown off from the luminous body ; while others suppose that it is a fluid, diffused through all nature, and that the luminous, or burning body, occasions waves or undulations in this fluid, by which the light is propagated in the same manner as sound is conveyed through the air. The most probable opinion, however, is, that light is composed of exceedingly minute particles of matter. But whatever may be the nature or cause of light, it has certain general properties or effects which we can investigate. Thus, by experiment, we can determine the laws by which it is governed in its passage through different transparent substances, and also those by which it is governed when it strikes a substance through which it cannot pass. We can likewise test its nature to a certain degree, by decomposing or dividing it into its elementary parts, as the chemist decomposes any substance he wishes to analyze.

675. *Definitions.*—To understand the science of optics, it is necessary to define several terms, which, although some of them may be in common use, have a technical meaning, when applied to this science.

*a. Light* is that principle, or substance, which enables us to see any body from which it proceeds. If a luminous substance, as a burning candle, be carried into a dark room, the objects in the room become visible, because they reflect the light of the candle to our eyes.

*b. Luminous* bodies are such as emit light from their own substance. The sun, fire, and phosphorus, are luminous bodies. The moon, and the other planets, are not luminous, since they borrow their light from the sun.

*c. Transparent* bodies are such as permit the rays of light to pass freely through them. Air and some of the gases are perfectly transparent, since they transmit light without being visible themselves. Glass and water are also considered transparent, but they are not perfectly so, since they are

---

What are the two opinions concerning the nature of light ? What is the most probable opinion ? What is light ? What is a luminous body ? What is a transparent body ? Are glass and water perfectly transparent ? How is it proved that air is perfectly transparent ?

themselves visible, and therefore do not suffer the light to pass through them without interruption.

*d. Translucent* bodies are such as permit the light to pass, but not in sufficient quantity to render objects distinct, when seen through them.

*e. Opaque* is the reverse of transparent. Any body which permits none of the rays of light to pass through it, is opaque.

*f. Illuminated*, enlightened. Any thing is illuminated when the light shines upon it so as to make it visible. Every object exposed to the sun is illuminated. A lamp illuminates a room, and every thing in it.

*g. A Ray* is a single line of light, as it comes from a luminous body.

*h. A Beam* of light is a body of parallel rays.

*i. A Pencil* of light is a body of diverging or converging rays.

*k. Divergent* rays, are such as come from a point, and continually separate wider a part, as they proceed.

*l. Convergent* rays, are those which approach each other, so as to meet at a common point.


*m. Luminous* bodies emit rays, or pencils of light, in every direction, so that the space through which they are visible is filled with them at every possible point.

676. Thus, the sun illuminates every point of space, within the whole solar system. A light, as that of a light-house, which can be seen from the distance of ten miles in one direction, fills every point in a circuit of ten miles from it, with light. Were this not the case, the light from it could not be seen from every point within that circumference.

677. *Motion of Light.*—*The rays of light move forward in straight lines from the luminous body, and are never turned out of their course, except by some obstacle.*

Let *a*, fig. 138, be a beam of light from the sun passing through a small orifice in the win-

Fig. 138.



What are translucent bodies? What are opaque bodies? What is meant by illuminated? What is a ray of light? What is a beam? What a pencil? What are divergent rays? What are convergent rays? In what direction do luminous bodies emit light? How is it proved that a luminous body fills every point within a certain distance with light? Why cannot a beam of light be seen through a bent tube?

dow shutter *b*. The sun cannot be seen through the crooked tube *c*, because the beam passing in a straight line, strikes the side of the tube, and therefore does not pass through it.

678. All the illuminated bodies, whether natural or artificial, throw off light in every direction of the same color as themselves, though the light with which they are illuminated is white or without color.

This fact is obvious to all who are endowed with sight. Thus the light proceeding from grass is green, while that proceeding from a rose is red, and so of every other color.

We shall be convinced, in another place, that the white light with which things are illuminated, is really composed of several colors, and that bodies reflect only the rays of their own color, while they absorb all the other rays.

679. *Velocity of Light*.—Light moves with the amazing rapidity of about 95 millions of miles in  $8\frac{1}{2}$  minutes, since it is proved by certain astronomical observations, that the light of the sun comes to the earth in that time. This velocity is so great, that to any distance at which an artificial light can be seen, it seems to be transmitted instantaneously.

If a ton of gunpowder were exploded on the top of a mountain, where its light could be seen a hundred miles, no perceptible difference would be observed in the time of its appearance on the spot, and at the distance of a hundred miles.

#### REFRACTION OF LIGHT.

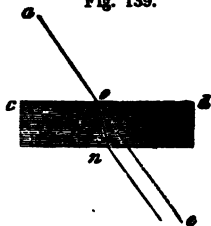
680. *Although a ray of light will pass in a straight line, when not interrupted, yet when it passes obliquely from one transparent body into another, of a different density, it leaves its linear direction, and is bent, or refracted, more or less, out of its former course.*

This change in the direction of light, seems to arise from a certain power, or quality, which transparent bodies possess in different degrees; for some substances bend the rays of light much more obliquely than others.

The manner in which the rays of light are refracted, may be readily understood by fig. 139.

Let *a* be a ray of the sun's light, proceeding obliquely towards the surface of the water *c, d*, and let *e* be the point which it would strike, if moving only through the air. Now, instead of passing through

Fig. 139.



the water in the line  $a, c$ , it will be bent or refracted, on entering the water, from  $o$  to  $n$ , and having passed through the fluid it is again refracted in a contrary direction on passing out of the water, and then proceeds onward in a straight line as before.

681. *Cup and Shilling.*—The refraction of water is beautifully proved by the following simple experiment. Place an empty cup, fig. 140, with a shilling on the bottom, in such a position that the side of the cup will just hide the piece of money from the eye. Then let another person fill the cup with water, keeping the eye in the same position as before. As the water is poured in, the shilling will become visible, appearing to rise with the water. The effect of the water is to bend the ray of light coming from the shilling, so as to make it meet the eye below the

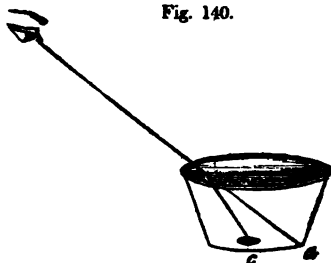


Fig. 140.

point where it otherwise would. Thus the eye could not see the shilling in the direction of  $c$ , since the line of vision is towards  $a$ , and  $c$  is hidden by the side of the cup. But the refraction of the water bends the ray downwards, producing the same effect as though the object had been raised upwards, and hence it becomes visible.

682. The transparent body through which the light passes is called the *medium*, and it is found in all cases, "*that where a ray of light passes obliquely from one medium into another of a different density, it is refracted, or turned out of its former course.*" This is illustrated in the above examples, the water being a more dense medium than air. The refraction takes place at the surface of the medium, and the ray is refracted in its passage out of the refracting substance as well as into it.


---

What is the color of the light which different bodies throw off? If grass throws off green light, what becomes of the other rays? What is the rate of velocity with which light moves? Can we perceive any difference in the time which it takes an artificial light to pass to us from a great or small distance? What is meant by the refraction of light? Do all transparent bodies refract light equally? Explain fig. 139, and show how the ray is refracted in passing into and out of the water. Explain fig. 140, and state the reason why the shilling seems to be raised up by pouring in the water. What is a medium? In what direction must a ray of light pass towards the medium to be refracted?

683. If the ray, after having passed through the water, then strikes upon a still more dense medium, as a pane of glass, it will again be refracted. It is understood, that in all cases the ray must fall upon the refracting medium obliquely, in order to be refracted, for if it proceeds from one medium to another perpendicularly to their surfaces, it will pass straight through them all, and no refraction will take place.

Thus, in fig. 141, let *a* represent air, *b* water, and *c* is a piece of glass. The ray *d*, striking each medium in a perpendicular direction, passes through them all in a straight line. The oblique ray passes through the air in the direction of *e*, but meeting the water, is refracted in the direction of *o*; then falling upon the glass, it is again refracted in the direction of *p*, nearly parallel with the perpendicular line *d*.

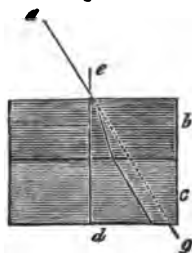
Fig. 141.



684. In all cases where the ray passes out of a rarer into a denser medium, it is refracted towards a perpendicular line, raised from the surface of the denser medium, and so, when it passes out of a denser, into a rarer medium, it is refracted from the same perpendicular.

Let the medium *b*, fig. 142, be glass, and the medium *c*, water. The ray *a*, as it falls upon the medium *b*, is refracted towards the perpendicular line *e d*; but when it enters the water, whose refractive power is less than that of glass, it is not bent so near the perpendicular as before, and hence it is refracted from, instead of towards the perpendicular line, and approaches the original direction of the ray *a*, *g*, when passing through the air.

Fig. 142.



The cause of refraction appears to be the power of attraction, which the denser medium exerts on the passing ray; and in all cases the attracting

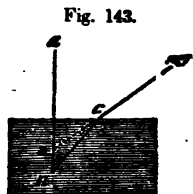
---

Will a ray falling perpendicularly on a medium be refracted? Explain fig. 141, and show how the ray *e* is refracted. When the ray passes out of a rarer into a denser medium, in what direction is it refracted? When it passes out of a denser into a rarer medium, in what direction is the refraction? Explain this by fig. 142. What is the cause of refraction?

force acts in the direction of a perpendicular to the refracting surface.

685. *Refraction by Water.*—The refraction of the rays of light, as they fall upon the surface of the water, is the reason why a straight rod, with one end in the water, and the other end rising above it, appears to be broken, or bent, and also to be shortened.

Suppose the rod *a*, fig. 143, to be set with one half of its length below the surface of the water, and the other half above it. The eye being placed in an oblique direction, will see the lower end apparently at the point *o*, while the real termination of the rod would be at *n*; the refraction will therefore make the rod appear shorter by the distance from *o* to *n*, or one-fourth shorter than the part below the water really is. The reason why the rod appears distorted, or broken, is, that we judge of the direction of the part which is under the water, by that which is above it, and the refraction of the rays coming from below the surface of the water, give them a different direction, when compared with those coming from that part of the rod which is above it. Hence, when the whole rod is below the water, no such distorted appearance is observed, because then all the rays are refracted equally.



For the reason just explained, persons are often deceived in respect to the depth of water, the refraction making it appear much more shallow than it really is; and there is no doubt but the most serious accidents have often happened to those who have gone into the water under such deception; for a pond which is really six feet deep, will appear to the eye only a little more than four feet deep.

#### REFLECTION OF LIGHT.

686. If a boy throws his ball against the side of a house swiftly, and in a perpendicular direction, it will bound back nearly in the line in which it was thrown, and he will be able to catch it with his hands; but if the ball be thrown obliquely to the right, or left, it will bound away from the side of the house in the same relative direction in which it was thrown.

---

What is the reason that a rod, with one end in the water, appears distorted and shorter than it really is? Why does the water in a pond appear less deep than it really is?

The reflection of light, so far as regards the line of approach, and the line of leaving a reflecting surface, is governed by the same law.

Thus, if a sun beam, fig. 144, passing through a small aperture in the window shutter *a*, be permitted to fall upon the plane mirror, or looking-glass, *c, d*, at right-angles, it will be reflected back at right-angles with the mirror, and therefore will pass back again in exactly the same direction in which it approached.

687. But if the ray strikes the mirror in an oblique direction, it will also be thrown off in an oblique direction, opposite to that in which it was thrown.

Let a ray pass towards a mirror in the line *a, c*, fig. 145, it will be reflected off in the direction of *c, d*, making the angles 1 and 2 exactly equal.

The ray *a, c*, is called the *incident ray*, and the ray *c, d*, the *reflected ray*; and it is found, in all cases, that whatever angle the ray of incidence makes with the reflecting surface, or with a perpendicular line drawn from the reflecting surface, exactly the same angle is made by the reflected ray.

688. From these facts, arise the general law in optics, that the *angle of reflection is equal to the angle of incidence*.

The ray *a, c*, fig. 146, is the ray of incidence, and that from *c* to *d*, is the ray of reflection. The angles which *a, c*, make with the perpendicular line, and with the plane of the mirror, is exactly equal to those made by *c, d*, with the same perpendicular, and the same plane surface.

Fig. 144.

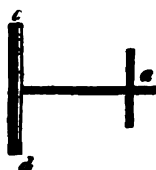


Fig. 145.

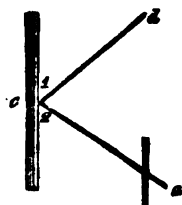
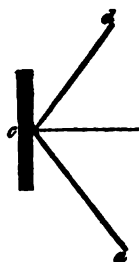


Fig. 146.



## MIRRORS.

689. *Mirrors are of three kinds, namely, plane, convex, and*

Suppose a sun beam fall upon a plane mirror, at right-angles with its surface, in what direction will it be reflected? Suppose the ray falls obliquely on its surface, in what direction will it then be reflected? What is an incident ray of light? What is a reflected ray of light? What general law in optics results from observations on the incident and reflected rays? How many kinds of mirrors are there?



*concave. They are made of polished metal, or of glass covered on the back with an amalgam of tin and quicksilver.*

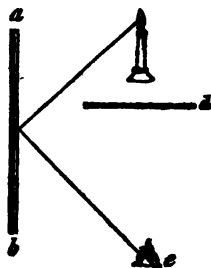
**PLANE MIRROR.**—The common *looking-glass* is a plane mirror, and consists of a plate of ground glass so highly polished as to permit the rays of light to pass through it with little interruption. On the back of this plate is placed the reflecting surface, which consists of a mixture of tin and mercury. The glass plate, therefore, only answers the purpose of sustaining the metallic surface on its plate,—of admitting the rays of light to and from it, and of preventing its surface from tarnishing, by excluding the air. Could the metallic surface, however, be retained in its place, and not exposed to the air, without the glass plate, these mirrors would be much more perfect than they are, since, in practice, glass cannot be made so perfect as to transmit all the rays of light which fall on its surface.

690. When applied to the plane mirror, the angles of incidence and of reflection are equal, as already stated; and it therefore follows, that when the rays of light fall upon it obliquely in one direction, they are thrown off under the same angle in the opposite direction.

This is the reason why the images of objects can be seen when the objects themselves are not visible.

Suppose the mirror *a b*, fig. 147, to be placed on the side of a room, and a lamp to be set in another room, but so situated as that its light would shine upon the glass. The lamp itself could not be seen by the eye placed at *e*, because the partition *d* is between them; but its image would be visible at *e*, because the angle of the incident ray, coming from the light, and that of the reflected ray which reaches the eye, are equal.

Fig. 147.



691. *An image from a plane mirror appears to be just as far behind the mirror, as the object is before it, so that when a person approaches this mirror, his image seems to come forward to meet him; and when he withdraws from it, his image appears to be moving backward at the same rate.*

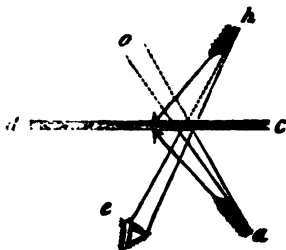
What kind of mirror is the common looking-glass? Of what use is the glass plate in the construction of this mirror? Explain fig. 147, and show how the image of an object can be seen in a plane mirror, when the real object is invisible.

If, for instance, one end of a rod, two feet long, be made to touch the surface of such a mirror, this end of the rod, and its image, will seem nearly to touch each other, there being only the thickness of the glass between them; while the other end of the rod, and the other end of its image, will appear to be equally distant from the point of contact.

The reason of this is explained on the principle that the angle of incidence and that of reflection is equal.

Suppose the arrow *a* to be the object reflected by the mirror *dc*, fig. 148; the incident rays *a*, flowing from the end of the arrow, being thrown back by reflection, will meet the eye in the same state of divergence that they would do, if they proceeded to the same distance behind the mirror, that the eye is before it, as at *o*.

Fig. 148.



Therefore, by the same law, the reflected rays, where they meet the eye at *e*, appear to diverge from a point *h*, just as far behind the mirror as *a* is before it, and consequently the end of the arrow most remote from the glass will appear to be at *h*, or the point where the approaching rays would meet, were they continued onward behind the glass. The rays flowing from every other part of the arrow follow the same law; and thus every part of the image seems to be at the same distance behind the mirror that the object really is before it.

692. *In a plane mirror, a person may see his whole image, when the mirror is only half as long as himself, let him stand at any distance from it whatever.*

This is also explained by the law, that the angles of incidence and reflection are equal. If the mirror be elevated so that the ray of light from the eye falls perpendicularly upon the mirror, this ray will be thrown back by reflection in the same direction, so that the incident and reflected ray by which the image of the eyes and face are formed, will be nearly parallel, while the ray flowing from his feet will fall on the mirror obliquely, and will be reflected as obliquely in the contrary direction, and so of all the other rays by which the image of the different parts of the person is formed.

---

The image of an object appears just as far behind a plane mirror, as the object is before it; explain fig. 148, and show why this is the case. What must be the comparative length of a plane mirror in which a person may see his whole image?

Thus, suppose the mirror  $c e$ , fig. 149, to be just half as long as the arrow placed before it, and suppose the eye to be placed at  $a$ . Then the ray  $a e$ , proceeding from the eye at  $a$ , and falling perpendicularly on the glass at  $e$ , will be reflected back to the eye in the same line, and this part of the image will appear at  $b$ , in the same line, and at the same distance behind the glass, that the arrow is before it. But the ray flowing from the lower extremity of the arrow, will fall on the mirror obliquely as at  $c$ , and will be reflected under the same angle to the eye, and therefore the extremity of the image, appearing in the direction of the reflected ray, will be seen at  $d$ . The rays flowing from the other parts of the arrow, will observe the same law, and thus the whole image is seen distinctly, and in the same position as the object.

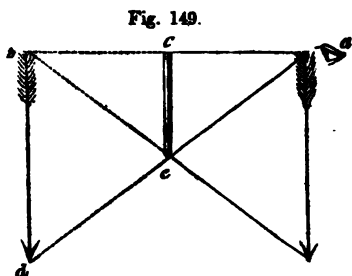


Fig. 149.

To render this still more obvious, suppose the mirror to be removed, and another arrow to be placed in the position where its image appears, behind the mirror, of the same length as the one before it. Then the eye, being in the same position as represented in the figure, would see the different parts of the real arrow in the same direction that it before saw the image. Thus, the ray flowing from the upper extremity of the arrow, would meet the eye in the direction of  $b c$ , while the ray, coming from the lower extremity, would fall on it in the direction of  $e d$ .

693. CONVEX MIRROR.—A *convex mirror is a part of a sphere, or globe, reflecting from the outside.*

Suppose fig. 150 to be a sphere, then the part from  $a$  to  $c$ , would be a section of the sphere. Any part of a hollow ball of glass, with an amalgam of tin and quicksilver spread on the inside, or any part of a metallic globe polished on the outside, would form a convex mirror.

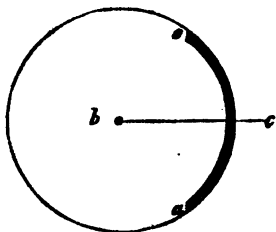


Fig. 150.

The *axis* of a convex mirror, is a line as  $cb$ , passing through its centre.

694. *Divergent and Convergent Rays*.—Rays of light are said to *diverge*, when they proceed from the same point, and constantly recede from each other, as from the point  $a$ , fig. 151. Rays of light are said to *converge*, when they approach each other in such a direction as finally to meet at a point, as at  $b$ , fig. 151.

Fig. 151.



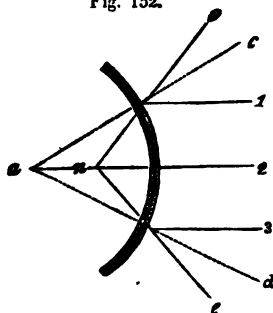
The image formed by a plane mirror, as we have already seen, is of the same size as the object, but the image reflected from the convex mirror is always smaller than the object.

The law which governs the passage of light with respect to the angles of incidence and reflection, to and from the convex mirror, is the same as already stated, for the plane mirror.

695. From the surface of a plane mirror, parallel rays are reflected parallel; but the convex mirror causes parallel rays falling on its surface to *diverge*, by reflection.

To make this understood, let 1, 2, 3, fig. 152, be parallel rays, falling on the surface of the convex reflector, of which  $a$  would be the centre, were the reflector a whole sphere. The ray 2 is perpendicular to the surface of the mirror, for when continued in the same direction, it strikes the axis, or centre of the circle  $a$ . The two rays, 1 and 3, being parallel to this, all three would fall on a plane mirror in a perpendicular direction, and consequently would be reflected in the lines of their incidence.

Fig. 152.



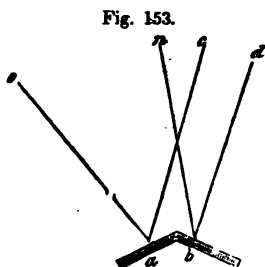
In what part of the image, fig. 149, are the incidental and reflected rays nearly parallel? Why does the image of the lower part of the arrow appear at  $d$ ? Suppose the mirror, fig. 149, to be removed, and an arrow of the same length to be placed where the image appeared, would the direction of the rays from the arrow be the same that they were from the image? What is a convex mirror? What is the axis of a convex mirror? What are diverging rays? What are converging rays? What law governs the passage of light from and to the convex mirror? Are parallel rays falling on a convex mirror, reflected parallel? Explain fig. 152.

But the obliquity of the convex surface, it is obvious, will render the direction of the rays 1 and 3, oblique to that surface, for the same reason that 2 is perpendicular to that part of the circle on which it falls. Rays falling on any part of this mirror, in a direction which, if continued through the circumference, would strike the centre, are perpendicular to the side where they fall. Thus, the dotted lines,  $ca$  and  $da$ , are perpendicular to the surface, as well as 2.

Now the reflection of the ray 2, will be back in the line of its incidence, but the rays 1 and 3, falling obliquely, are reflected under the same angles at which they fall, and therefore their lines of reflection will be as far without the perpendicular lines  $ca$ , and  $da$ , as the lines of their incident rays, 1 and 3, are within them, and consequently they will diverge in the direction of  $e$  and  $o$ ; and since we always see the image in the direction of the reflected ray, an object placed at 1, would appear behind the surface of the mirror at  $n$ , or in the direction of the line  $on$ .

696. *Plane Surfaces*.—Perhaps the subject of the convex mirror will be better understood, by considering its surface to be formed of a number of plane surfaces, indefinitely small. In this case, each point from which a ray is reflected, would act in the same manner as a plane mirror, and the whole, in the manner of a number of minute mirrors inclined from each other.

Suppose  $a$  and  $b$ , fig. 153, to be the points on a convex mirror, from which the two parallel rays,  $c$  and  $d$ , are reflected. Now, from the surface of a plane mirror, the reflected rays would be parallel, whenever the incident ones are so, because each will fall upon the surface under the same angles. But it is obvious in the present



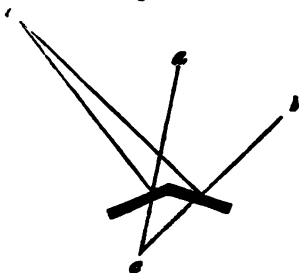
case, that these rays fall upon the surfaces,  $a$  and  $b$ , under different angles, as respects the surfaces,  $c$  approaching in a more oblique direction than  $d$ ; consequently  $c$  is reflected more obliquely than  $d$ , and the two reflected rays, instead of being parallel as before, diverge in the direction of  $n$  and  $o$ .

---

How is the action of the convex mirror illustrated by a number of plane mirrors?

697. Again, the two converging rays *a* and *b*, fig. 154, without the interposition of the reflecting surfaces, would meet at *c*, but because the angles of reflection are equal to those of incidence, and because the surfaces of reflection are inclined from each other, these rays are reflected less convergent, and instead of meeting at the same distance before the mirror that *c* is behind it, are sent off in the direction of *e*, at which point they meet.

Fig. 154.



698. *"Thus parallel rays falling on a convex mirror, are rendered divergent by reflection; converging rays are made less convergent, or parallel, and diverging rays more divergent."*

The effect of the convex mirror, therefore, is to disperse the rays of light in all directions; and it is proper here to remind the pupil, that although the rays of light are represented on paper by single lines, there are in fact probably millions of rays, proceeding from every point of all visible bodies. Only a comparatively small number of these rays, it is true, can enter the eye, for it is only by those which proceed in straight lines from the different parts of the object, and enter the pupil, that the sense of vision is excited.

Now, to conceive how exceedingly small must be the proportion of light thrown off, from any visible object which enters the eye, we must consider that the same object reflects rays in every other direction, as well as in that in which it is seen. Thus, the gilded ball on the steeple of a church may be seen by millions of persons at the same time, who stand upon the ground; and were millions more raised above these, it would be visible to all.

When, therefore, it is said, that the convex mirror disperses the rays of light which fall upon it from any object, and when the direction of these reflected rays are shown only by single lines, it must be remembered, that each line represents pencils of rays, and that the light not only flows from the

---

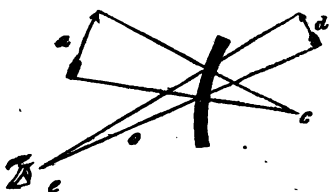
Explain fig. 154. What effect does the convex mirror have upon parallel rays by reflection? What is its effect on converging rays? What is its effect on diverging rays? Do the rays of light proceed only from the extremities of objects, as represented in figures, or from all their parts? Do all the rays of light proceeding from an object enter the eye, or only a few of them?

parts of the object thus designated, but from all the other parts. Were this not the case, the object would be visible only at certain points.

699. *Curved Images.*—The images of objects reflected from the convex mirror, appear curved, because their different parts are not equally distant from its surface.

If the object *a* be placed obliquely before the convex mirror, fig. 155, then the converging rays from its two extremities falling obliquely on its surface, would, were they prolonged through the mirror, meet at the point *c*, behind it. But instead of being

Fig. 155.



thus continued, they are thrown back by the mirror in less convergent lines, which meet the eye at *e*, it being, as we have seen, one of the properties of this mirror, to reflect converging rays less convergent than before.

The image being always seen in the direction from which the rays approach the eye, it appears behind the mirror at *d*. If the eye be kept in the same position, and the object, *a*, be moved further from the mirror, its image will appear smaller in a proportion inversely to the distance to which it is removed. Consequently, by the same law, the two ends of a straight object will appear smaller than its middle, because they are further from the reflecting surface of the mirror. Thus, the images of straight objects, held before a convex mirror, appear curved, and for the same reason, the features of the face appear out of proportion, the nose being too large and the cheeks too small, or narrow.

700. *Why Objects Appear Large or Small.*—Objects appear to us large or small, in proportion to the angle which the rays of light, proceeding from their extreme parts, form when they meet at the eye. For it is plain that the half of any object will appear under a less angle than the whole and the quarter under a less angle still. Therefore the smaller an object is, the smaller will be the angle und.

---

What would be the consequence, if the rays of light proceeded only from the parts of an object shown in diagrams? Why do the images of objects reflected from convex mirrors appear curved? Why do the features of a face appear out of proportion, by this mirror? Why does an image reflected from a convex surface appear smaller than the object? Why does the half of an object appear to the eye smaller than the whole?

which it will appear at a given distance. If, then, a mirror makes the angle under which an object is seen, smaller, the object itself will seem smaller than it really is. *Hence the image of an object, when reflected from the convex mirror, appears smaller than the object itself.* This will be understood by fig. 156.

Suppose the rays flowing from the extremities of the object *a*, to be reflected back to *c*, under the same degrees of convergence at which they strike the mirror; then, as in the plane mirror, the image *d*, would appear of the same size as the object *a*; for if the rays from *a* were prolonged behind the mirror, they would meet at *b*, but forming the same angle, by reflection, that they would do, if thus prolonged, the object seen from *b*, and its image from *c*, would appear of the same dimensions.

But instead of this, the rays from the arrow *a*, being rendered less convergent by reflection, are continued onward, and meet the eye under a more acute angle than at *c*, the angle under which they actually meet, being represented at *e*, consequently the image of the object is shortened in proportion to the acuteness of this angle, and the object appears diminished as represented at *o*.

701. *The image of an object appears less, as the object is removed to a greater distance from the mirror.*

To explain this, let us suppose that the arrow *a*, fig. 157, is diminished by reflection from the convex surface, so that its image appearing at *d*, with the eye at *c*, shall seem as much smaller in proportion to the object, as *d* is less than *a*. Now, keeping the eye at the same distance from the mirror, withdraw the object, so that it shall be equally dis-

Fig. 156.


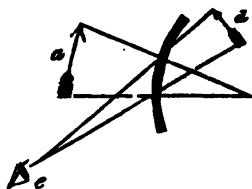


Fig. 157.




Suppose the angles *c* and *b*, fig. 156, are equal, will there be any difference between the size of the object and its image? How is the image affected when the object is withdrawn from the surface of a convex mirror?



tant with the eye, and the image will gradually diminish, as the arrow is removed.

702. The reason will be made plain by the next figure; for as the arrow is moved backwards, the angle at *c*, fig. 158, must be diminished, because the rays flowing from the extremities of the object fall a greater distance before they reach the surface of the mirror; and as the angles of the

Fig. 158.

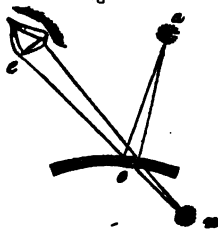


reflected rays bear a proportion to those of the incident ones, so the angle of vision will become less in proportion, as the object is withdrawn. The effect, therefore, of withdrawing the object, is first to lessen the distance between the converging rays, flowing from it, at the point where they strike the mirror, and as a consequence, to diminish the angle under which the reflected rays convey its image to the eye.

703. *Why the Image seems near the surface.*—In the plane mirror, as already shown, the image appears exactly as far behind the mirror as the object is before it, but the convex mirror shows the image just under the surface, or, when the object is removed to a distance, a little way behind it. To understand the reason of this difference, it must be remembered, that the plane mirror makes the image seem as far behind, as the object is before it, because the rays are reflected in the same relative position at which they fall upon its surface. Thus parallel rays are reflected parallel; divergent rays equally divergent, and convergent rays equally convergent. But the convex mirror, as also above shown, (698) reflects convergent rays less convergent, and divergent rays more divergent, and it is from this property of the convex mirror that the image appears near its surface, and not as far behind it as the object is before it, as in the plane mirror.

Let us suppose that *a*, fig. 159, is a luminous point, from which a pencil of diverging rays fall upon a convex mirror. These rays, as already demonstrated, will be reflected more divergent, and consequently will meet the eye at *e*, in a wider state of dispersion than they fell upon the mirror at *a*. Now, as the image will appear at the point where the diverging rays

Fig. 159.



would converge to a focus in a contrary direction, were they prolonged behind the mirror, so it cannot appear as far behind the reflecting surface as the object is before it, for the more widely the rays meeting at the eye are separated, the shorter will be the distance at which they will come to a point. The image will, therefore, appear at  $n$ , instead of appearing at an equal distance behind the mirror that the object  $a$  is before it.

**704. CONCAVE MIRROR.**—*The reflection of the concave mirror takes place from its inside, or concave surface, while that of the convex mirror is from the outside, or convex surface.* Thus the section of a metallic sphere, polished on both sides, is both a *concave* and *convex* mirror, as one or the other side is employed for reflection.

The effect and phenomena of this mirror will therefore be, in many respects, directly the contrary from those already detailed in reference to the convex mirror.

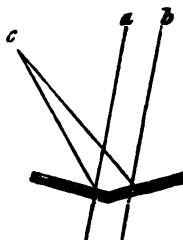
From the *plane* mirror, the relation of the incident rays are not changed by reflection; from the *convex* mirror they are dispersed; *but the concave mirror renders the rays reflected from it more convergent, and tends to concentrate them into a focus.*

The surface of the concave mirror, like that of the convex, may be considered as a great number of minute plane mirrors, inclined to each other at certain angles, in proportion to its concavity.

**705.** The laws of incidence and reflection are the same, when applied to the concave mirror, as those already explained in reference to the other mirrors.

*Plane Mirrors Inclined.*—In reference to the concave mirror, let us, in the first place, examine the effect of two plane mirrors inclined to each other, as in fig. 160, on parallel rays of light. The incident rays,  $a$  and  $b$ , being parallel before they reach the reflectors, are thrown off at unequal angles in respect to each other, for  $b$  falls on the mirror more obliquely than  $a$ , and consequently is thrown off

Fig. 160.



Explain figures 157 and 158, and show the reason why the images are diminished when the objects are removed from the convex mirror. What is said to be the first effect of withdrawing the object from a concave surface, and what the consequence on the angle of reflected rays? Explain the reason why the image appears near the surface of the convex mirror. What is the shape of the concave mirror, and in what respect does it differ from the convex mirror? How may convex and concave mirrors be united in the same instrument?

more obliquely in a contrary direction, therefore, the angles of reflection being equal to those of incidence, the two rays meet at *c*. Thus we see that the effect of two plane mirrors inclined to each other, is to make parallel rays converge and meet in a focus.

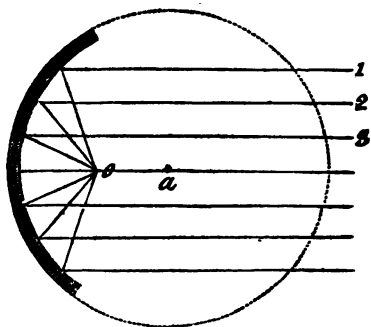
The same result would take place, whether the mirror was one continued circle, or an infinite number of small mirrors inclined to each other in the same relation as the different parts of the circle.

The effect of this mirror, as we have seen, being to render parallel rays convergent, the same principle will render diverging rays parallel, and converging rays still more convergent.

706. *Focus of a Concave Mirror.*—The focus of a concave mirror is the point where the rays are brought together by reflection. The centre of concavity in a concave mirror, is the centre of the sphere, of which the mirror is a part. In all concave mirrors, the focus of parallel rays, or rays falling directly from the sun, is at the distance of half the semi-diameter of the sphere, or globe, of which the reflector is a part.

Thus, the parallel rays 1, 2, 3, &c., fig. 161, all meet at the point *o*, which is half the distance between the centre *a*, of the whole sphere, and the surface of the reflector, and therefore one quarter the diameter of the whole sphere, of which the mirror is a part.

Fig. 161.



707. *Principal Focus.*—In concave mirrors, of all dimensions, the reflected rays follow the same law; that is, parallel rays meet and cross each other at the

---

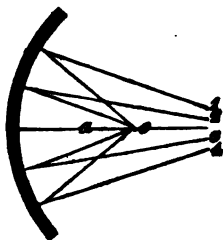
What is the difference of effect between the concave, convex, and plane mirrors, on the reflected rays? In what respect may the concave mirror be considered as a number of plane mirrors? What is the focus of a concave mirror? At what distance from its surface is the focus of parallel rays in this mirror? What is the principal focus of a concave mirror?

distance of one fourth the diameter of the sphere of which they are sections. This point is called the *principal focus* of the reflector.

But if the incident rays are divergent, the focus will be removed to a greater distance from the surface of the mirror, than when they are parallel, in proportion to their divergency.

This might be inferred from the general laws of incidence and reflection, but will be made obvious by fig. 162, where the diverging rays 1, 2, 3, 4, form a focus at the point *o*, whereas, had they been parallel, their focus would have been at *a*. That is, the actual focus is at the centre of the sphere, instead of being half way between the centre and circumference, as is the case when the incident rays are parallel. The real focus, therefore, is beyond, or without, the principal focus of the mirror.

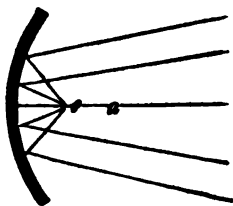
Fig. 162.



708. By the same law, converging rays will form a point within the principal focus of the mirror.

Thus, were the rays falling on the mirror, fig. 163, parallel, the focus would be at *a*; but in consequence of their previous convergency, they are brought together at a less distance than the principal focus, and meet at *o*.

Fig. 163.



*The concave mirror, when the object is nearer to it than the principal focus, presents the image larger than the object, erect, and behind the mirror.*

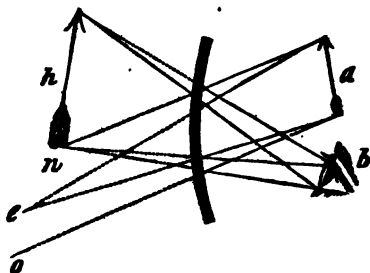
To explain this, let us suppose the object *a*, fig. 164, to be placed before the mirror, and nearer to it than the principal focus. Then the rays proceeding from the extremities of the object without interruption, would continue to diverge in the lines *o* and *n*, as seen behind the mirror; but, by reflection, they are made to diverge less than before, and con-

---

If the incident rays are divergent, where will be the focus? If the incident rays are convergent, where will be the focus? When will the image from a concave mirror be larger than the object, erect, and behind the mirror?


sequently to make the angle under which they meet more obtuse at the eye  $b$ , than it would be if they continued onward to  $e$ , where they would have met without reflection. The result, therefore, is to render the image  $h$ , upon the eye, as much larger than the object  $a$ , as the angle at the eye is more obtuse than the angle at  $e$ .

Fig. 164.



709. On the contrary, if the object is placed more remote from the mirror than the principal focus, and between the focus and the centre of the sphere of which the reflector is a part, then the image will appear inverted on the contrary side of the centre, and farther from the mirror than the object; thus, if a lamp be placed obliquely before a concave mirror, as in fig. 165, its image will be seen inverted in the air, on the contrary side of a perpendicular line through the centre of the mirror.

Fig. 165.



710. *Curious Deceptions by Concave Mirrors.*—From the property of the concave mirror to form an inverted image of the object suspended in the air, many curious and surprising deceptions may be produced. Thus, when the mirror, the object, and the light, are placed so that they cannot be seen, (which may be done by placing a screen before

---

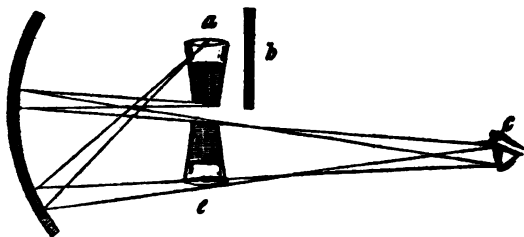
Explain fig. 164, and show why the image is larger than the object. When will the image from the concave mirror be inverted, and before the mirror? What property has the concave mirror, by which singular deceptions may be produced? What are these deceptions?

the light, and permitting the reflected rays to pass through a small aperture in another screen,) the person mistakes the image of the object for its reality, and not understanding the deception, thinks he sees persons walking with their heads downwards, and cups of water turned bottom upwards, without spilling a drop. Again, he sees clusters of delicious fruit, and when invited to help himself, on reaching out his hand for that purpose, he finds that the object either suddenly vanishes from his sight, owing to his having moved his eye out of the proper range, or that it is intangible.

This kind of deception may be illustrated by any one who has a concave mirror only of three or four inches in diameter, in the following manner :

Suppose the tumbler *a*, to be filled with water, and placed beyond the principal focus of the concave mirror, fig. 166, and so managed as to be hid from the eye *c*, by the screen, *b*. The lamp by which the tumbler is illuminated must also be placed behind the screen, and near the tumbler. To a person placed at *c*, the tumbler with its contents will appear inverted at *e*, and suspended in the air. By carefully moving forward, and still keeping the eye in the same line with respect to the mirror, the person may pass his hand through the shadow of the tumbler ; but without such conviction, any one unacquainted with such things, could hardly be made to believe that the image was not a reality.

Fig. 166.



By placing another screen between the mirror and the image, and permitting the converging rays to pass through

---

Describe the manner in which a tumbler with its contents may be made to seem inverted in the air.

an aperture in it, the mirror may be nearly covered from the eye, and thus the deception would be increased.

711. *Amusing Effects of the Concave Mirror.*—The image reflected from a concave mirror, moves in the same direction with the object, when the object is within the principal focus ; but when the object is more remote than the principal focus, the image moves in a contrary direction from the object, because the rays then cross each other. If a man place himself directly before a large concave mirror, but farther from it than the centre of concavity, he will see an inverted image of himself in the air, between him and the mirror, but less than himself. And if he hold out his hand towards the mirror, the hand of his image will come out toward his hand, and he may imagine that he can shake hands with his image. But if he reach his hand further towards the mirror, the hand of the image will pass by his hand, and come between his hand and his body ; and if he move his hand toward either side, the hand of the image will move in a contrary direction, so that if the object moves one way, the image will move the other.

712. *Heat Produced by this Mirror.*—The concave mirror having the property of converging the rays of light, is equally efficient in concentrating the rays of heat, either separately, or with the light. When, therefore, such a mirror is presented to the rays of the sun, it brings them to a focus, so as to produce degrees of heat in proportion to the extent and perfection of its reflecting surface. A metallic mirror of this kind, of only four or six inches in diameter, will fuse metals, set wood on fire, &c.

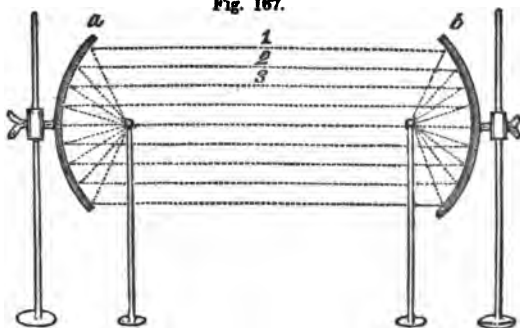
713. *Experiment with a Hot Ball.*—As the parallel rays of heat or light are brought to a focus at the distance of one quarter of the diameter of the sphere, of which the reflector is a section, so if a luminous or heated body be placed at this point, the rays from such body passing to the mirror will be reflected from all parts of its surface, in parallel lines ; and the rays so reflected by the same law, will be brought to a focus by another mirror standing opposite to this.

Suppose a red hot ball to be placed in the principal focus of the mirror *a*, fig. 167, the rays of heat and light proceeding from it will be reflected in the parallel lines 1, 2, 3, &c.

---

Why does the image move in a contrary direction from its object, when the object is beyond the principal focus ? Will the concave mirror concentrate the rays of heat, as well as those of light ? Suppose a luminous body be placed in the focus of a concave mirror, in what direction will its rays be reflected ?

Fig. 167.



The reason of this is the same as that which causes parallel rays, when falling on the mirror, to be converged to a focus. The angles of incidence being equal to those of reflection, it makes no difference in this respect, whether the rays pass to or from the focus. In one case, parallel incident rays from the sun, are concentrated by reflection; and in the other, incident diverging rays, from the heated ball, are made parallel by reflection.

The rays, therefore, flowing from the hot ball to the mirror *a*, are thrown into parallel lines by reflection, and these reflected rays, in respect to the mirror *b*, become the rays of incidence, which are again brought to a focus by reflection.

Thus the heat of the ball, by being placed in the focus of one mirror, is brought to a focus by the reflection of the other mirror.

Several striking experiments may be made with a pair of concave mirrors placed facing each other, as in the figure. If a red hot ball be placed in the focus of *a*, and some gun-powder in the focus of *b*, the mirrors being ten or twenty feet apart, according to their dimensions, the powder will flash by the heat of the ball, concentrated by the second mirror. To show that it is not the direct heat of the ball which sets fire to the powder, a paper screen may be placed between the mirrors until every thing is ready. The operator will then only have to remove the screen in order to flash the powder.

To show that heat and light are separate principles, place

---

Explain fig. 167, and show why the rays from the focus of *a* are concentrated in the focus *b*. What curious experiments may be made by two concave mirrors placed opposite to each other?



a piece of phosphorus in the focus of *b*, and when the ball is so cool as not to be luminous, remove the screen, and the phosphorus will instantly inflame.

### REFRACTION BY LENSES.

714. A *Lens* is a transparent body, generally made of glass, and so shaped that the rays of light in passing through it are either collected together or dispersed. Lens is a Latin word, which comes from *lentile*, a small flat bean.

It has already been shown, that when the rays of light pass from a rarer to a denser medium, they are refracted, or bent out of their former course, except when they happen to fall perpendicularly on the surface of the medium. (651.)

The point where no refraction is produced on perpendicular rays, is called the *axis* of the lens, which is a right line passing through its centre, and perpendicular to both its surfaces.

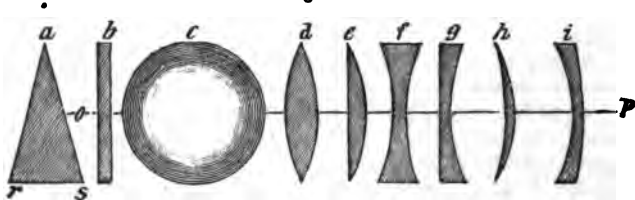
In every beam of light the middle ray is called its *axis*.

Rays of light are said to fall *directly* upon a lens, when their axes coincide with the axes of the lens; otherwise they are said to fall *obliquely*.

The point at which the rays of the sun are collected, by passing through a lens, is called the *principal focus* of that lens.

715. Lenses are of various kinds, and have received certain names, depending on their shapes. The different kinds are shown at fig. 168.

Fig. 168.



A *prism*, seen at *a*, has two plane surfaces, *a r*, and *a s*, inclined to each other.

A *plane glass*, shown at *b*, has two plane surfaces, parallel to each other.

---

How may it be shown that heat and light are distinct principles? What is a lens? What is the axis of a lens? In what part of a lens is no refraction produced? Where is the axis of a beam of light? When are rays of light said to fall directly upon a lens?

A *spherical lens*, *c*, is a ball of glass, and has every part of its surface at an equal distance from the centre.

A *double-convex lens*, *d*, is bounded by two *convex* surfaces, opposite to each other.

A *plano-convex lens*, *e*, is bounded by a convex surface on one side, and a plane on the other.

A *double-concave lens*, *f*, is bounded by two concave spherical surfaces, opposite to each other.

A *plano-concave lens*, *g*, is bounded by a plane surface on one side and a concave one on the other.

A *meniscus*, *h*, is bounded by one concave, and one convex spherical surface, which two surfaces meet at the edge of the lens.

A *concavo-convex lens*, *i*, is bounded by a concave, and convex surface, but which diverge from each other, if continued.

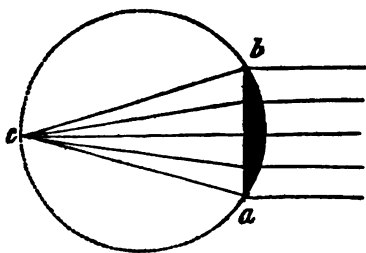
The effects of the prism on the rays of light will be shown in another place. The refraction of the *plane* glass bends the parallel rays of light equally towards the perpendicular, as already shown. The *sphere* is not often employed as a lens, since it is inconvenient in use.

716. CONVEX LENS.—*The effect of the convex lens, by increasing the visual angle, is to magnify all objects seen through it.*

717. *Focal Distance.*—The focal distances of convex lenses, depend on their degrees of convexity. The focal distance of a *single*, or *plano-convex lens*, is the diameter of a sphere, of which it is a section.

If the whole circle, fig. 169, be considered the circumference of a sphere, of which the plano-convex lens *b, a*, is a section, then the focus of parallel rays, or the principal focus, will be at the opposite side of the sphere, or at *c*.

Fig. 169.



718. The focal distance of a *double* convex lens, is the radius, or half the diameter of the sphere of which it is a part. Hence the plano-con-

---

How many kinds of lenses are mentioned? What is the name of each? How are each of these lenses bounded? What is the effect of the convex lens? On what do the focal distances of convex lenses depend? What is the focal distance of any plano-convex lens?

vex lens, being one half of the double convex lens, the latter has about twice the refractive power of the former; for the rays suffer the same degree of refraction in passing out of the one convex surface, that they do in passing into the other.

The shape of the double convex lens, *d c*, fig. 170, is that of two plano-convex lenses, placed with their plane surfaces in contact, and consequently the focal distance of this lens is nearly the centre of the sphere of which one of its surfaces is a part. If parallel rays

fall on a convex lens, it is evident that the ray only, which penetrates the axis and passes towards the centre of the sphere, will proceed without refraction, as shown in the above figures. All the others will be refracted so as to meet the perpendicular ray at a greater or less distance, depending on the convexity of the lens.

719. If diverging rays fall on the surface of the same lens, they will, by refraction, be rendered less divergent, parallel or convergent, according to the degrees of their divergency, and the convexity of the surface of the lens.

Thus, the diverging rays 1, 2, &c., fig. 171, are refracted by the lens *a o*, in a degree just sufficient to render them parallel, and therefore, would pass off in right lines, indefinitely, or without ever forming a focus.

720. It is obvious by the same law, that were the rays

Fig. 170.

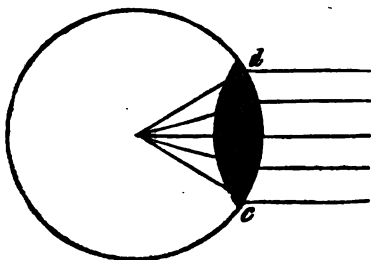
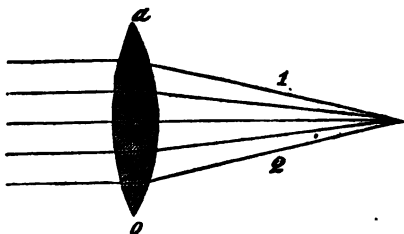


Fig. 171.




---

What is the focal distance of the double convex lens? What is the shape of the double convex lens? How are divergent rays affected by passing through a convex lens?

less divergent, or were the surface of the lens more convex, the rays in fig. 171 would become convergent, instead of parallel, because the same refractive power which would render divergent rays parallel, would make parallel rays convergent, and converging rays still more convergent.

Thus the pencils of converging rays, fig. 172, are rendered still more convergent by their passage through the lens, and are therefore brought to a focus nearer the lens, in proportion to their previous convergency.

721. The eye glasses of spectacles for old people are double convex lenses, more or less spherical, according to the age of the person, or the magnifying power required.

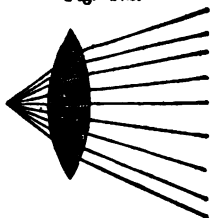
**BURNING GLASS.**—The common burning glasses, which are used for lighting cigars, and sometimes for kindling fires, are also convex lenses. Their effect is to concentrate to a focus, or point, the heat of the sun which falls on their whole surface; and hence the intensity of their effects is in proportion to the extent of their surfaces, and their focal lengths.

One of the largest burning glasses ever constructed, was made by Mr. Parker, of London. It was three feet in diameter, with a focal distance of three feet nine inches. But in order to increase its power still more, he employed another lens about a foot in diameter, to bring its rays to a smaller focal point. This apparatus gave a most intense degree of heat, when the sun was clear, so that 20 grains of gold were melted by it in 4 seconds, and ten grains of platina, the most infusible of all metals, in 3 seconds.

722. It has been explained, that the reason why the convex mirror diminishes the images of objects is, that the rays which come to the eye from the extreme parts of the object are rendered less convergent by reflection, from the convex surface, and that, in consequence, the angle of vision is made more acute.

Now, the refractive power of the convex lens has exactly the contrary effect, since by converging the rays flowing from the extremities of an object, the visual angle is ren-

Fig. 172.




---

What is its effect on parallel rays? What is its effect on converging rays? What kind of lenses are spectacle glasses for old people? What is said to be the diameter of Mr. Parker's great convex lens? What is the focal distance of this lens? What is said of its heating power?

dered more obtuse, and therefore all objects seen through it appear magnified.

Suppose the object *a*, fig. 173, appears to the naked eye of the length represented in the drawing. Now, as the rays

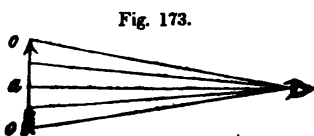


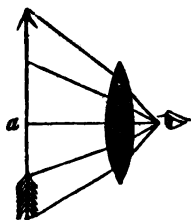
Fig. 173.

coming from each end of the object, form by their convergence at the eye, the *visual angle*, or the angle under which the object is seen, and we call objects large or small in proportion as this angle is obtuse or acute, if therefore the object *a* be withdrawn further from the eye, it is apparent that the rays *o, o*, proceeding from its extremities, will enter the eye under a more acute angle, and therefore, that the object will appear diminished in proportion. This is the reason why things at a distance appear smaller than when near us. When near, the visual angle is increased, and when at a distance it is diminished.

723. The effect of the convex lens

is to increase the visual angle, by bending the rays of light coming from the object, so as to make them meet at the eye more obtusely; and hence it has the same effect, in respect to the visual angle, as bringing the object nearer the eye. This is shown by fig. 174, where it is obvious, that did the rays flowing from the extremities of the arrow meet the eye without refraction, the visual angle would be less, and therefore the object would appear shorter.

Fig. 174.



Another effect of the convex lens, is to enable us to see objects nearer the eye, than without it, as will be explained under the article *vision*.

Now, as the rays of light flow from all parts of a visible object of whatever shape, so the breadth, as well as the length, is increased by the convex lens, and thus the whole object appears magnified.

724. CONCAVE LENS.—*The effect of the concave lens is directly opposite to that of the convex.* In other terms, by a

---

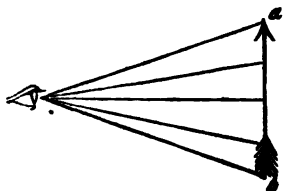
What is the visual angle? Why does the same object, when at a distance, appear smaller than when near? What is the effect of the convex lens on the visual angle? Why does an object appear larger through the convex lens than otherwise? What is the effect of the concave lens? What effect does this lens have upon parallel, diverging, and converging rays?

concave lens, parallel rays are rendered diverging, converging rays have their convergency diminished, and diverging rays have their divergency increased, according to the concavity of the lens.

These glasses, therefore, exhibit things smaller than they really are, for by diminishing the convergence of the rays coming from the extreme points of an object, the visual angle is rendered more acute, and hence the object appears diminished by this lens, for the opposite reason that it is increased by the convex lens. This will be made plain by the two following diagrams.

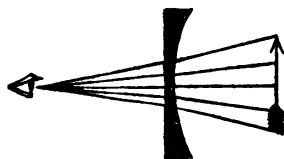
Suppose the object *a b*, fig. 175, to be placed at such a distance from the eye, as to give the rays flowing from it, the degrees of convergence represented in the figure, and suppose that the rays enter the eye under such an angle as to make the object appear two feet in length.

Fig. 175.



Now, the length of the same object, seen through the concave lens, fig. 176, will appear diminished, because the rays coming from it are bent outwards, or made less convergent by refraction, as seen in the figure, and consequently the visual angle is

Fig. 176



more acute than when the same object is seen by the naked eye. Its length, therefore, will appear less, in proportion as the rays are rendered less convergent.

The spectacle glasses of short-sighted people are concave lenses, by which the images of objects are formed further back in the eye than otherwise, as will be explained under the next article.

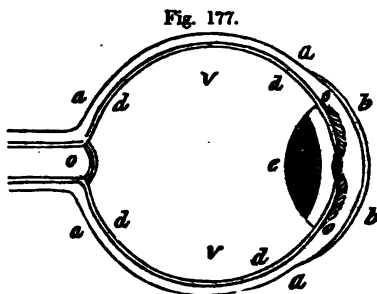
## VISION.

725. In the application of the principles of optics to the explanation of natural phenomena, it is necessary to give a

Why do objects appear smaller through this glass than they do to the naked eye? Explain figures 175 and 176, and show the reason why the same object appears smaller through 176. What defect in the eye requires concave lenses? What is the most perfect of all optical instruments?

description of the most perfect of all optical instruments, the eye.

726. Fig. 177 is a vertical section of the human eye. Its form is nearly globular, with a slight projection or elongation in front. It consists of four coats, or membranes; namely, the *sclerotic*, the *cornea*, the *choroid*, and the *retina*. It has two fluids con-



fined within these membranes, called the *aqueous*, and the *vitreous* humors, and one lens, called the *crystalline*. The sclerotic coat is the outer and strongest membrane, and its anterior part is well known as the *white* of the eye. This coat is marked in the figure *a, a, a, a*. It is joined to the cornea *b, b*, which is the transparent membrane in front of the eye, through which we see. The choroid coat is a thin, delicate membrane, which lines the sclerotic coat on the inside. On the inside of this lies the *retina*, *d, d, d, d*, which is the innermost coat of all, and is an expansion, or continuation, of the optic nerve *o*. This expansion of the optic nerve is the immediate seat of vision. The iris, *o, o*, is seen through the cornea, and is a thin membrane, or curtain of different colors in different persons, and therefore gives color to the eyes. In black eyed persons it is black, in blue eyed persons it is blue, &c. Through the iris, is a circular opening, called the *pupil*, which expands or enlarges when the light is faint, and contracts when it is too strong. The space between the iris and the cornea is called the *anterior chamber* of the eye, and is filled with the *aqueous* humor, so called from its resemblance to water. Behind the pupil and iris is situated the crystalline lens *e*, which is a firm and perfectly transparent body, through which the rays of light pass from the pupil to the retina. Behind the lens is situated the

---

What is the form of the human eye? How many coats, or membranes, has the eye? What are they called? How many fluids has the eye, and what are they called? What is the lens of the eye called? What coat forms the white of the eye? Describe where the several coats and humors are situated. What is the iris? What is the retina?

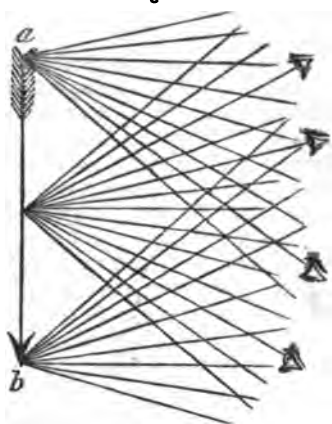
*posterior chamber* of the eye, which is filled with the *vitreous humor*, *v. v.* This humor occupies much the largest portion of the whole eye, and on it depends the shape and permanency of the organ.

727. From the above description of the eye, it will be easy to trace the progress of the rays of light through its several parts, and to explain in what manner vision is performed.

In doing this, we must keep in mind that the rays of light proceed from every part and point of a visible object, as heretofore stated, and that it is necessary only for a few of the rays, when compared with the whole number, to enter the eye, in order to make the object visible.

Thus, the object *a, b*, fig. 178, being placed in the light, sends forth pencils of rays in all possible directions, some of which will strike the eye in any position where it is visible. These pencils of rays not only flow from the points designated in the figure, but in the same manner from every other point on the surface of a visible object. To render an object visible, therefore, it is only necessary that the eye should collect and concentrate a sufficient number of these rays on the retina, to form its image there, and from this image the sensation of vision is excited.

Fig. 178.



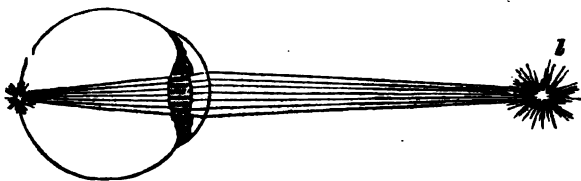
728. From the luminous body *l*, fig. 179, the pencils of rays flow in all directions, but it is only by those which enter the pupil, that we gain any knowledge of its existence; and even these would convey to the mind no distinct idea of the object, unless they were refracted by the humors of the eye, for did these rays proceed in their natural state of divergence to the retina, the image there formed would be too

Where is the sense of vision? What is the design of fig. 178? What is said concerning the small number of the rays which enter the eye from a visible object? Explain the design of fig. 179



extensive, and consequently too feeble to give a distinct sensation of the object.

Fig. 179.



It is, therefore, by the refracting power of the aqueous humor, and of the crystalline lens, that the pencils of rays are so concentrated as to form a perfect picture of the object on the retina.

*Inverted Image on the Retina.*—We have already seen, that when the rays of light are made to cross each other by reflection from the concave mirror, the image of the object is inverted; the same happens when the rays are made to cross each other by refraction through a convex lens. This, indeed, must be a necessary consequence of the intersection of the rays: for as light proceeds in straight lines, those rays which come from the lower part of an object, on crossing those which come from its upper part, will represent this part of the picture on the upper half of the retina, and, for the same reason, the upper part of the object will be painted on the lower part of the retina.

729. Now, all objects are represented on the retina in an inverted position; that is, what we call the upper end of a vertical object, is the lower end of its picture on the retina, and so the contrary.

*Eye of an Ox.*—This is readily proved by taking the eye of an ox, and cutting away the sclerotic coat, so as to make it transparent on the back part, next the vitreous humor. If now a piece of white paper be placed on this part of the eye, the images of objects will appear figured on the paper in an inverted position. The same effect will be produced on looking at things through an eye thus prepared; they will appear inverted.

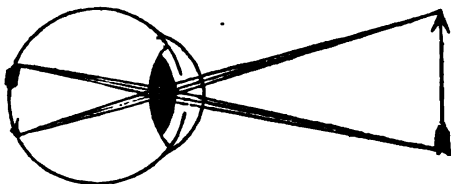
---

Why would not the rays of light give a distinct idea of the object, without refraction by the humors of the eye? Explain how it is that the images of objects are inverted on the retina. What experiment proves that the images of objects are inverted on the retina?

The actual position of the vertical object *a*, fig. 180, as painted on the retina, is therefore such as is represented by the figure.

The rays from its upper extremity, coming in divergent lines, are converged by the crystalline lens, and fall on the retina at *o*; while those from its lower extremity, by the same law, fall on the retina at *c*.

Fig. 180.

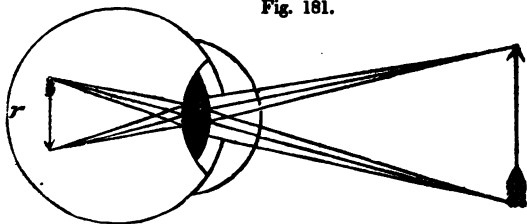


730. In order that vision may be perfect, it is necessary that the images of objects should be formed precisely on the retina, and consequently, if the refractive power of the eye be too small, or too great, the image will not fall exactly on the seat of vision, but will be formed either before, or tend to form behind it. In both cases, perhaps, an outline of the object may be visible, but it will be confused and indistinct.

731. If the cornea is too convex, or prominent, the image will be formed before it reaches the retina, for the same reason, that of two lenses, that which is most convex will have the least focal distance. Such is the defect in the eyes of persons who are short sighted, and hence the necessity of their bringing objects as near the eye as possible, so as to make the rays converge at the greatest distance behind the crystalline lens.

The effect of uncommon convexity in the cornea on the rays of light, is shown at fig. 181, where it will be observed

Fig. 181.



Explain fig. 180. Suppose the refractive power of the eye is too great, or too little, why will vision be imperfect? If the cornea is too convex, where will the image be formed?

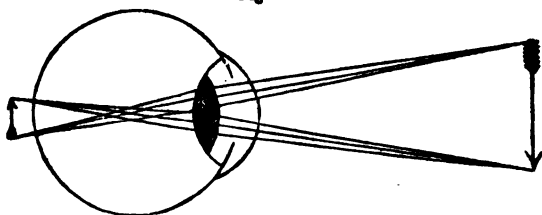
that the image, instead of being formed on the retina  $r$ , is suspended in the vitreous humor, in consequence of there being too great a refractive power in the eye. It is hardly necessary to say, that in this case, vision must be very imperfectly performed.

This defect of sight is remedied by spectacles, the glasses of which are concave lenses. Such glasses, by rendering the rays of light less convergent, before they reach the eye, counteract the too great convergent power of the cornea and lens, and thus throw the image on the retina.

732. If, on the contrary, the humors of the eye, in consequence of age, or any other cause, have become less in quantity than ordinary, the eyeball will not be sufficiently distended, and the cornea will become too flat, or not sufficiently convex, to make the rays of light meet at the proper place, and the image will therefore tend to be formed beyond the retina, instead of before it, as in the other case. Hence, aged people, who labor under this defect of vision, cannot see distinctly at ordinary distances, but are obliged to remove the object as far from the eye as possible, so as to make its refractive power bring the image within the seat of vision.

The defect arising from this cause is represented by fig. 182, where it will be observed that the image is formed be-

Fig. 182.



hind the retina, showing that the convexity of the cornea is not sufficient to bring the image within the seat of distinct vision. This imperfection of sight is common to aged persons, and is corrected in a greater or less degree by double convex lenses, such as the common spectacle glasses. Such

---

How is the sight improved, when the cornea is too convex? How do such lenses act to improve the sight? Where do the rays tend to meet when the cornea is not sufficiently convex? How is vision assisted when the eye wants convexity? How do convex lenses help the sight of aged persons?

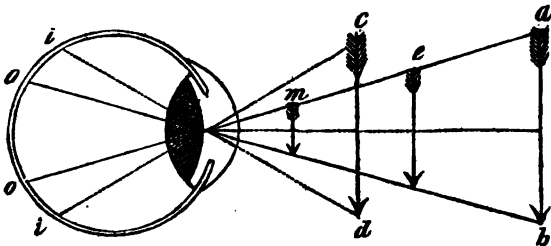
glasses, by causing the rays of light to converge, before they meet the eye, assist the refractive power of the crystalline lens, and thus bring the focus, or image, within the sphere of vision.

733. *Why we see objects erect.*—It has been considered difficult to account for the reason why we see objects erect, when they are painted on the retina inverted, and many learned theories have been written to explain this fact. But it is most probable that this is owing to habit, and that the image, at the bottom of the eye, has no relation to the terms above and below, but to the position of our bodies, and other things which surround us. The term *perpendicular*, and the idea which it conveys to the mind, is merely relative; but when applied to an object supported by the earth, and extending towards the skies, we call the body *erect*, because it coincides with the position of our own bodies, and we see it erect for the same reason. Had we been taught to read by turning our books upside down, what we now call the upper part of the book would have been its under part, and that reading would have been as easy in that position as in any other, is plain from the fact that printers read their types, when set up, as readily as they do its impressions on paper.

734. *Angle of Vision.*—The angle under which the rays of light, coming from the extremities of an object, cross each other at the eye, bears a proportion directly to the length, and inversely to the distance of the object.

Suppose the object *a b*, fig. 183, to be four feet long, and to be placed ten feet from the eye, then the rays flowing from its extremities, would intersect each other at the eye,

Fig. 183.



Why do we see things erect, when the images are inverted on the retina? What is the visual angle? How may the visual angle of the same object be increased or diminished? When do objects of different magnitudes form the same visual angle? Explain fig. 183.

under a given angle, which will always be the same when the object is at the same distance. If the object be gradually moved towards the eye, to the place  $c d$ , then the angle will be gradually increased in quantity, and the object will appear larger, since its image on the retina will be increased in length in the proportion as the lines  $i i$  are wider apart than  $o o$ . On the contrary, were  $a b$  removed to a greater distance from the first position, it is obvious that the angle would be diminished in proportion.

The lines thus proceeding from the extremities of an object, and representing the rays of light, form an angle at the eye, which is called the *visual angle*, or the angle under which things are seen. These lines  $a n b$ , therefore, form one visual angle, and the lines  $c n d$  another visual angle.

We see from this investigation, that the apparent magnitude of objects depending on the angles of vision, will vary according to their distances from the eye, and that these magnitudes diminish in a proportion inversely as their distances increase. We learn, also, from the same principles, that objects of different magnitudes may be so placed, with respect to the eye, as to give the same visual angle, and thus to make their apparent magnitudes equal. Thus the three arrows  $a$ ,  $e$ , and  $m$ , though differing so much in length are all seen under the same visual angle.

735. *How we judge of Magnitudes.*—In the apparent magnitude of objects seen through a lens, or when their images reach the eye by reflection from a mirror, our senses are chiefly, if not entirely, guided by the angle of vision. In forming our judgment of the sizes of distant objects, whose magnitudes were before unknown, we are also guided more or less by the visual angle, though in this case we do not depend entirely on the sense of vision. Thus, if we see two balloons floating in the air, one of which is larger than the other, we judge of their comparative magnitudes by the difference in their visual angle, and of their real magnitudes by the same angles, and the distance we suppose them to be from us.

But when the object is near us, and seen with the naked eye, we then judge of the magnitude by our experience, and not entirely by the visual angle. Thus, the three arrows,  $a$ ,  $e$ ,  $m$ , fig. 183, all of them make the same angle on the

---

Under what circumstances is our sense of vision guided entirely by the visual angle? How do we judge of the magnitudes of distant objects? How do we judge of the comparative size of objects near us?

eye, and yet we know, by further examination, that they are all of different lengths. And so the two arrows  $ab$ , and  $cd$ , though seen under different visual angles, will appear of the same size, because experience has taught us that this difference depends only on the comparative distance of the two objects.

736. As the visual angle diminishes inversely in proportion as the distance of the object increases, so when the distance is so great as to make the angle too minute to be perceptible to the eye, then the object becomes invisible. Thus, when we watch an eagle flying from us, the angle of vision is gradually diminished, until the rays proceeding from the bird form an image on the retina too small to excite sensation, and then we say the eagle has flown out of sight.

The same principle holds with respect to objects which are near the eye, but are too small to form an image on the retina which is perceptible to the senses. Such objects to the naked eye, are of course invisible, but when the visual angle is enlarged, by means of the convex lens, they become visible; that is, their images on the retina excite sensation.

737. *Size of the Image on the Retina.*—The actual size of an image on the retina, capable of exciting sensation, and consequently of producing vision, may be too small for us to appreciate by any of our other senses; for when we consider how much smaller the image must be than the object, and that a human hair can be distinguished by the naked eye at the distance of twenty or thirty feet, we must suppose that the retina is endowed with the most delicate sensibility, to be excited by a cause so minute. It has been estimated that the image of a man, on the retina, seen at the distance of a mile, is not more than the five-thousandth part of an inch in length.

738. *Indistinct Vision.*—On the contrary, if the object be brought too near the eye, its image becomes confused and indistinct, because the rays flowing from it, fall on the crystalline lens in a state too divergent to be refracted to a focus on the retina.

This will be apparent by fig. 184, where we suppose that the object  $a$ , is brought within an inch or two of the eye, and that the rays proceeding from it enter the pupil so

---

When does a retreating object become invisible to the eye? How does a convex lens act to make us see objects which are invisible without it? What is said of the actual size of an image on the retina? Why are objects indistinct, when brought too near the eye?

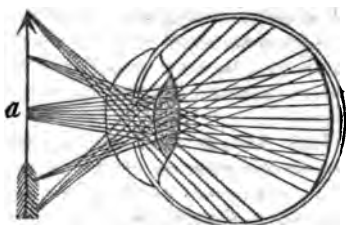
obliquely as not to be refracted by the lens, so as to form a distinct image.

Could we see objects distinctly at the shortest distance, we should be able to examine things that are now invisible, since the visual angle would then be increased,

and consequently the image on the retina enlarged, in proportion as objects were brought near the eye.

This is proved by intercepting the most divergent rays; in which case an object may be brought near the eye, and will then appear greatly magnified. Make a small orifice, as a pin-hole, through a piece of dark colored paper, and then look through the orifice at small objects, such as the letters of a printed book. The letters will appear much magnified. The rays, in this case, are refracted to a focus, on the retina, because the small orifice prevents those which are most divergent from entering the eye, so that notwithstanding the nearness of the object, the rays which form the image are nearly parallel.

Fig. 184.

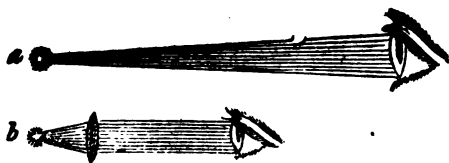


#### OPTICAL INSTRUMENTS.

739. *Single Microscope.*—The principle of the single microscope, or convex lens, will be readily understood, if the pupil will remember what has been said on the refraction of lenses, in connection with the facts just stated. For, the reason why objects appear magnified through a convex lens, is not only because the visual angle is increased, but because when brought near the eye, the diverging rays from the object are rendered parallel by the lens, and are thus thrown into a condition to be brought to a focus in the proper place by the humors.

Let *a*, fig. 185, be the distance at which an object can be seen distinctly, and *b*, the distance at

Fig. 185.



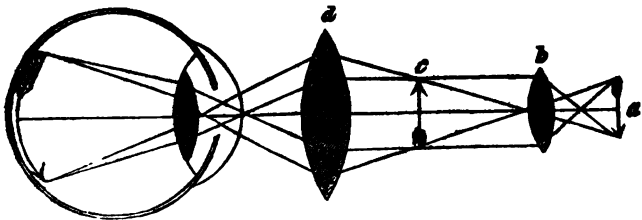
which the same object is seen through the lens, and suppose the distance of  $a$  from the eye, be twice that of  $b$ . Then, because the object is at half the distance that it was before, it will appear twice as large; and had it been seen one-third, one-fourth, or one-tenth its former distance, it would have been magnified three, four, or ten times, and consequently its surface would be increased 9, 16, or 100 times.

740. The most powerful single microscopes are made of minute globules of glass, which are formed by melting the ends of a few threads of spun glass in a flame of alcohol. Small globules of water placed in an orifice through a piece of tin, or other thin substance, will also make very powerful microscopes. In these minute lenses, the focal distance is only a tenth or twelfth part of an inch from the lens, and therefore the eye, as well as the object to be magnified, must be brought very near the instrument.

741. The *Compound Microscope* consists of two convex lenses, by one of which the image is formed within the tube of the instrument, and by the other this image is magnified, as seen by the eye; so that by this instrument the object itself is not seen, as with the single microscope, but we see only its magnified image.

The small lens placed near the object, and by which its image is formed within the tube, is called the *object glass*, while the larger one, through which the image is seen, is called the *eye glass*.

Fig. 186.



Suppose objects could be seen distinctly within an inch or two of the eye, how would their dimensions be affected? How is it proved that objects placed near the eye are magnified? How does a small orifice enable us to see an object distinctly near the eye? Why does a convex lens make an object distinct when near the eye? Explain fig. 185. How are the most powerful single microscopes made? How many lenses form the compound microscope? Which is the object, and which the eye glass? Is the object seen with this instrument, or only its image? Explain fig. 186, and show where the image is formed in this tube.



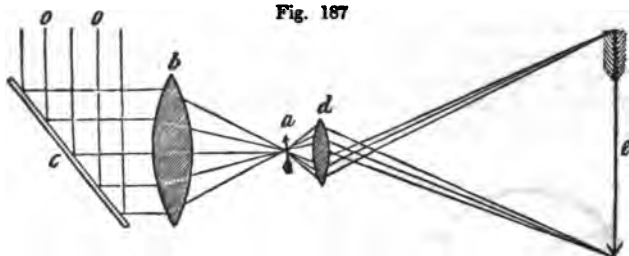
This arrangement is represented at fig. 186. The object *a* is placed a little beyond the focus of the object glass *b*, by which an inverted and enlarged image of it is formed within the instrument at *c*. This image is seen through the eye glass *d*, by which it is again magnified, and it is at last figured on the retina in its original position.

These glasses are set in a case of brass, the object glass being made to take out, so that others of different magnifying powers may be used, as occasion requires.

742. The *Solar Microscope* consists of two lenses, one of which is called the *condenser*, because it is employed to concentrate the rays of the sun, in order to illuminate more strongly the object to be magnified. The other is a double convex lens, of considerable magnifying power, by which the image is formed. In addition to these lenses, there is a plain mirror, or piece of common looking glass, which can be moved in any direction, and which reflects the rays of the sun on the condenser.

The object *a*, fig. 187, being placed nearly in the focus of the condenser *b*, is strongly illuminated, in consequence of

Fig. 187



the rays of the sun being thrown on *b*, by the mirror *c*. The object is not placed exactly in the focus of the condenser, because, in most cases, it would be soon destroyed by its heat, and because the focal point would illuminate only a small extent of surface, but may be exactly in the focus of the small lens *d*, by which no such accident can happen. The lines *o o*, represent the incident rays of the sun, which are reflected on the condenser.

When the solar microscope is used, the room is darkened, the only light admitted being that which is thrown on the

---

How many lenses has the solar microscope? Why is one of the lenses of the solar microscope called the condenser? Describe the uses of the two lenses and the reflector.

object by the condenser, which light passing through the small lens, gives the magnified shadow  $e$ , of the small object  $a$ , on the wall of the room, or on a screen. The tube containing the two lenses is passed through the window of the room, the reflector remaining outside.

In the ordinary use of this instrument, the object itself is not seen, but only its shadow on the screen, and it is not designed for the examination of opaque objects.

743. When the small lens of the solar microscope is of great magnifying power, it presents some of the most striking and curious of optical phenomena. The shadows of mites from cheese, or figs, appear nearly two feet in length, presenting an appearance exceedingly formidable and disgusting; and the insects from common vinegar appear eight or ten feet long, and in perpetual motion, resembling so many huge serpents.

#### TELESCOPE.

744. *The Telescope is an optical instrument, employed to view distant bodies, and, in effect, to bring them nearer the eye, by increasing the apparent angles under which such objects are seen.*

These instruments are of two kinds, namely, *refracting* and *reflecting* telescopes. In the first kind, the image of the object is seen with the eye directed towards it; in the second kind, the image is seen by reflection from a mirror, while the back is towards the object, or by a double reflection, with the face towards the object.

The telescope is the most important of all optical instruments, since it unfolds the wonders of other worlds, and gives us the means of calculating the distances of the heavenly bodies, and of explaining their phenomena for astronomical and nautical purposes.

The principle of the telescope will be readily comprehended after what has been said concerning the compound microscope, for the two instruments differ chiefly in respect to the place of the object lens, that of the microscope having a short, while that of the telescope has a long, focal distance.

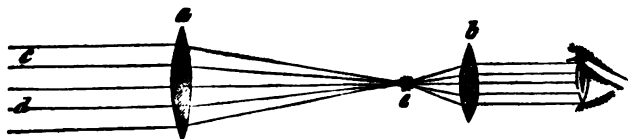
745. REFRACTING TELESCOPE.—The most simple refracting telescope consists of a tube, containing two convex lenses,

---

Is the object, or only the shadow, seen by this instrument? What is a telescope? How many kinds of telescopes are mentioned? What is the difference between them? In what respect does the refracting telescope differ from the compound microscope?

the one having a long, and the other a short, focal distance. (The focal distance of a double convex lens, it will be remembered, is nearly the centre of the sphere, of which it is a part. 686.) These two lenses are placed in the tube, at a distance from each other equal to the sum of their two focal distances.

Fig. 188.



Thus, if the focus of the object glass *a*, fig. 188, be eight inches, and that of the eye glass *b*, two inches, then the distance of the sums of the foci will be ten inches, and, therefore, the two lenses must be placed ten inches apart; and the same rule is observed, whatever may be the focal lengths of any two lenses.

Now, to understand the effect of this arrangement, suppose the rays of light, *c d*, coming from a distant object, as a star, to fall on the object glass *a*, in parallel lines, and to be refracted by the lens to a focus at *e*, where the image of the star will be represented. The image is then magnified by the eye glass *b*, and thus, in effect, is brought near the eye.

746. All that is effected by the telescope, therefore, is to form an image of a distant object, by means of the object lens, and then to assist the eye in viewing this image as nearly as possible by the eye lens.

It is, however, necessary here to state, that by the last figure, the principle only of the telescope is intended to be explained, for in the common instrument, with only two glasses, the image appears to the eye inverted.

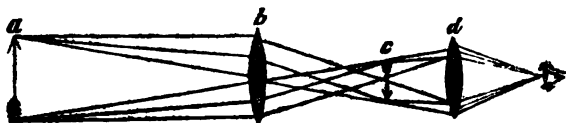
The reason of this will be seen by the next figure, where the direction of the rays of light will show the position of the image.

Suppose *a*, fig. 189, to be a distinct object, from which pencils of rays flow from every point toward the object lens *b*. The image of *a*, in consequence of the refraction of the

---

How is the most simple refracting telescope formed? Which is the object, and which the eye lens, in fig. 188? What is the rule by which the distance of the two glasses apart is found? How do the two glasses act, to bring an object near the eye?

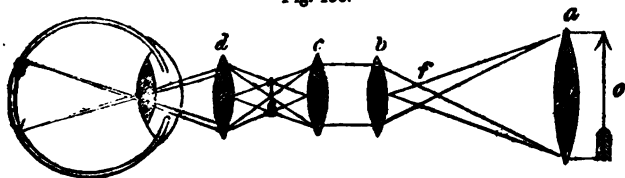
Fig. 189.



rays by the object lens, is inverted at *c*, which is the focus of the eye glass *d*, and through which the image is then seen, still inverted.

747. The inversion of the object is of little consequence when the instrument is employed for astronomical purposes, for since the forms of the heavenly bodies are spherical, their positions, in this respect, do not affect their general appearance. But for terrestrial purposes, this is manifestly a great defect, and therefore those constructed for such purposes, as ship, or spy glasses, have two additional lenses, by means of which, the images are made to appear in the same position as the objects. These are called double telescopes.

Fig. 190.



Such a telescope is represented at fig. 190, and consists of an object glass *a*, and three eye glasses, *b*, *c*, and *d*. The eye glasses are placed at equal distances from each other, so that the focus of one may meet that of the other, and thus the image formed by the object lens, will be transmitted through the other three lenses to the eye. The rays coming from the object *o*, cross each other at the focus of the object lens, and thus form an inverted image at *f*. This image being also in the focus of the first eye glass, *b*, the rays having passed through this glass become parallel, for we have seen in another place, that diverging rays are rendered parallel by refraction through a convex lens. The rays, therefore, pass

---

Explain fig. 189, and show how the object comes to be inverted by the two lenses? How is the inversion of the object corrected? Explain fig. 190, and show why the two additional lenses make the image of the object erect.

parallel to the next lens  $c$ , by which they are made to converge, and cross each other, and thus the image is inverted, and made to assume the original position of the object  $o$ . Lastly, this image, being in the focus of the eye glass  $d$ , is seen in the natural position.

The apparent magnitude of the object is not changed by these two additional glasses, but depends, as in fig. 188, on the magnifying power of the eye and object lenses; the two glasses being added merely for the purpose of making the image appear erect.

748. It is found that an eye glass of very high magnifying power cannot be employed in the refracting telescope, because it disperses the rays of light, so that the image becomes indistinct. Many experiments were formerly made with a view to obviate this difficulty, and among these it was found that increasing the focal distance of the object lens, was the most efficacious. But this was attended with great inconvenience and expense, on account of the length of tube which this mode required. These experiments were, however, discontinued, and the refracting telescope itself chiefly laid aside for astronomical purposes, in consequence of the discovery of the reflecting telescope.

749. REFLECTING TELESCOPE.—The common reflecting telescope consists of a large tube, containing two concave reflecting mirrors, of different sizes, and two eye glasses. The object is first reflected from the large mirror to the small one, and from the small one, through the two eye glasses, where it is then seen.

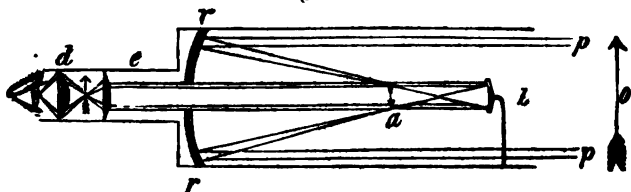
750. In comparing the advantages of the two instruments, it need only be stated, that the refracting telescope, with a focal length of a thousand feet, if it could be used, would not magnify distinctly more than a thousand times, while a reflecting telescope, only eight or nine feet long, will magnify with distinctness twelve hundred times.

751. The principle and construction of the reflecting telescope will be understood by fig. 191. Suppose the object  $o$  to be at such a distance, that the rays of light from it pass in parallel lines,  $p, p$ , to the great reflector  $r, r$ . This reflector being concave, the rays are converged by reflection, and cross each other at  $a$ , by which the image is inverted. The

---

Does the addition of these two lenses make any difference with the apparent magnitude of the object? Why cannot a highly magnifying eye glass be used in this telescope? What is the most efficacious means of increasing the power of the refracting telescope? How many lenses and mirrors form the reflecting telescope? What are the advantages of the reflecting over the refracting telescope?

Fig. 191.



rays then pass to the small mirror, *b*, which being also concave, they are thrown back in nearly parallel lines, and having passed the aperture in the centre of the great mirror, fall on the plano-convex lens *e*. By this lens they are refracted to a focus, and cross each other between *e* and *d*, and thus the image is again inverted, and brought to its original position, or in the position of the object. The rays then passing the second eye glass, form the image of the object on the retina.

The large mirror in this instrument is fixed, but the small one moves backwards and forwards, by means of a screw, so as to adjust the image to the eyes of different persons. Both mirrors are made of a composition, consisting of several metals melted together.

752. One great advantage which the reflecting telescope possesses over the refracting, appears to be, that it admits of an eye glass of shorter focal distance, and, consequently, of greater magnifying power. The convex object glass of the refracting instrument, does not form a perfect image of the object, since some of the rays are dispersed, and others colored by refraction. This difficulty does not occur in the reflected image from the metallic mirror of the reflecting telescope, and consequently it may be distinctly seen, when more highly magnified.

The instrument just described is called "*Gregory's telescope*," because some parts of the arrangement were invented by Dr. Gregory.

753. In the telescope made by Dr. Herschel, the object is reflected by a mirror, as in that of Dr. Gregory. But the second, or small reflector, is not employed, the image being seen through a convex lens, placed so as to magnify the im-

---

Explain fig. 191, and show the course of the rays from the object to the eye. Why is the small mirror in this instrument made to move by means of a screw? What is the advantage of the reflecting telescope in respect to the eye glass? Why is the telescope with two reflectors called *Gregory's telescope*?

age of the large mirror, so that the observer stands with his back towards the object.

The magnifying power of this instrument is the same as that of Dr. Gregory's, but the image appears brighter, because there is no second reflection; for every reflection renders the image fainter, since no mirror is so perfect as to throw back all the rays which fall upon its surface.

754. In Dr. Herschel's grand telescope, the largest ever constructed, the reflector was 48 inches in diameter, and had a focal distance of 40 feet. This reflector was three and a half inches thick, and weighed 2000 pounds. Now, since the focus of a concave mirror is at the distance of one-half the semi-diameter of the sphere, of which it is a section, Dr. Herschel's reflector having a focal distance of 40 feet, formed a part of a sphere of 160 feet in diameter.

This great instrument was begun in 1785, and finished four years afterwards. The frame by which this wonder to all astronomers was supported, having decayed, it was taken down in 1822, and another of 20 feet focus, with a reflector of 18 inches in diameter, erected in its place, by Herschel's son.

The largest Herschel's telescope now in existence is that of Greenwich observatory, in England. This has a concave reflector of 15 inches in diameter, with a focal length of 25 feet, and was erected in 1820.

755. CAMERA OBSCURA.—Camera obscura strictly signifies a darkened chamber, because the room must be darkened, in order to observe its effects.

To witness the phenomena of this instrument, let a room be closed in every direction, so as to exclude the light. Then from an aperture, say of an inch in diameter, admit a single beam of light, and the images of external things, such as trees, and houses, and persons walking the streets, will be seen inverted on the wall opposite to where the light is admitted, or on a screen of white paper, placed before the aperture.

756. The reason why the image is inverted, will be obvious, when it is remembered that the rays proceeding from the extremities of the object must converge in order to pass

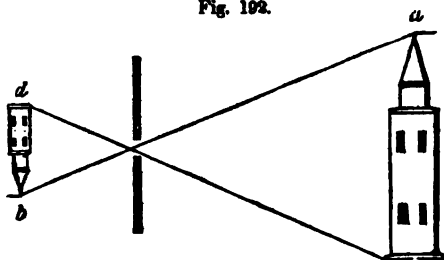
---

How does this instrument differ from Dr. Herschel's telescope? What was the focal distance and diameter of the mirror in Dr. Herschel's great telescope? Where is the largest Herschel's telescope now in existence? What is the diameter and focal distance of the reflector of this telescope? Describe the phenomena of the camera obscura. Why is the image formed by the camera obscura inverted?

through the small aperture; and as the rays of light always proceed in straight lines, they must cross each other at the point of admission, as explained under the article *Vision*.

Thus the pencil *a*, fig. 192, coming from the upper part of the tower, and proceeding straight will represent the image of that part at *b*, while the lower part *c*, for the same reason, will be repre-

Fig. 192.



sented at *d*. If a convex lens, with a short tube, be placed in the aperture through which the light passes into the room, the images of things will be much more perfect, and their colors more brilliant.

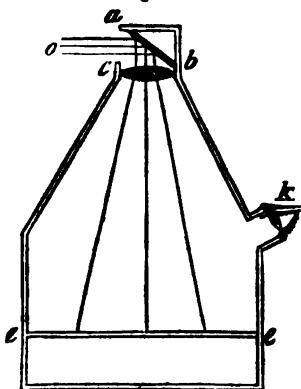
757. This instrument is sometimes employed by painters, in order to obtain an exact delineation of a landscape, an outline of the image being easily taken with a pencil, when the image is thrown on a sheet of paper.

There are several modifications of this machine, and among them the *revolving camera obscura* is the most interesting.

It consists of a small house, fig. 193, with a plane reflector *a b*, and a convex lens *c b*, placed at its top.

The reflector is fixed at an angle of 45 degrees with the horizon so as to reflect the rays of light perpendicularly downwards, and is made to revolve quite around, in either direction, by pulling a string.

Fig. 193.



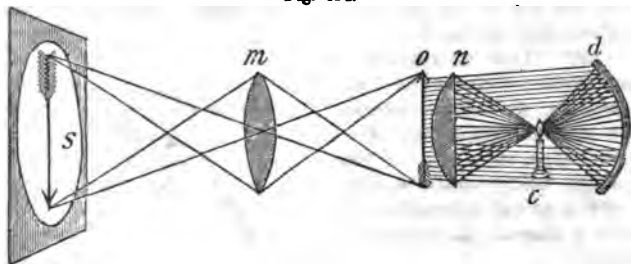
How may an outline of the image formed by the camera obscura be taken? Describe the revolving camera obscura



Now suppose the small house to be placed in the open air, with the mirror, *a b*, turned towards the east, then the rays of light flowing from the objects in that direction, will strike the mirror in the direction of the lines *o*, and be reflected down through the convex lens *c b*, to the table *e e*, where they will form in miniature a most perfect and beautiful picture of the landscape in that direction. Then, by making the reflector revolve, another portion of the landscape may be seen, and thus the objects, in all directions, can be viewed at *k* without changing the place of the instrument.

758. **MAGIC LANTERN.**—*The magic lantern is a microscope, on the same principle as the solar microscope.*—But instead of being used to magnify natural objects, it is commonly employed for amusement, by the casting shadows of small transparent paintings done on glass, upon a screen placed at a proper distance.

Fig. 194.



Let a candle *c*, fig. 194, be placed on the inside of a box or tube, so that its light may pass through the plano-convex lens *n*, and strongly illuminate the object *o*. This object is generally a small transparent painting on a slip of glass, which slides through an opening in the tube. In order to show the figures in the erect position, these paintings are inverted, since their shadows are again inverted by the refraction of the convex lens *m*.

In some of these instruments, there is a concave mirror, *d*, by which the object *o*, is more strongly illuminated than it would be by the lamp alone. The object is magnified by the

---

What is the magic lantern? For what purpose is this instrument employed? Describe the construction and effect of the magic lantern.

double convex lens,  $m$ , which is moveable in the tube by a screw, so that its focus can be adjusted to the required distance. Lastly, there is a screen of white cloth, placed at the proper distance, on which the image or shadow of the picture, is seen greatly magnified.

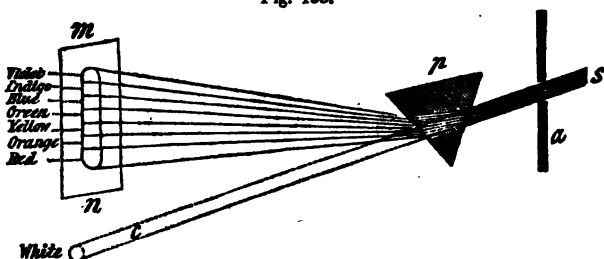
The pictures being of various colors, and so transparent, that the light of the lamp shines through them, the shadows are also of various colors, and thus soldiers and horsemen are represented in their proper costume.

## CHROMATICS, OR THE PHILOSOPHY OF COLORS.

759. We have thus far considered light as a simple substance, and have supposed that all its parts were equally refracted, in its passage, through the several lenses described. But it will now be shown that light is a compound body, and that each of its rays, which to us appear white, is composed of several colors, and that each color suffers a different degree of refraction, when the rays of light pass through a piece of glass, of a certain shape. This was a discovery of Sir Isaac Newton's.

760. SOLAR SPECTRUM.—If a ray, proceeding from the sun, be admitted into a darkened chamber, through an aperture in the window shutter, and allowed to pass through a triangular shaped piece of glass, called a *prism*, the light will be decomposed, and instead of a spot of white, there will be seen, on the opposite wall, a most brilliant display of colors, including all those seen in a rainbow.

Fig. 195.



Suppose  $s$ , fig. 195, to be a ray from the sun, admitted

Who made the discovery, that light is a compound substance? In what manner, and by what means, is light decomposed? What are the prismatic colors, and how do they succeed each other in the spectrum?

through the window shutter *a*, in such a direction as to fall on the floor at *c*, where it would form a round, white spot. Now, on interposing the prism *p*, the ray will be refracted, and at the same time decomposed, and will form on the screen *m, n*, an oblong figure, containing seven colors, which will be situated in respect to each other, as named in the figure.

It may be observed, that of all the colors, the red is *least* refracted, or is thrown the smallest distance from the direction of the original sun-beam, and that the violet is *most* refracted, or bent out of that direction.

This oblong image containing the colored rays, is called the *solar* or *prismatic spectrum*.

761. *Recomposition of White Light*.—That the rays of the sun are composed of the seven colors above named, is sufficiently evident by the fact, that such a ray is divided into these several colors by passing through the prism, but in addition to this proof, it is found by experiment, that if these several colors be blended or mixed together, white will be the result.

This may be done by mixing together seven powders, whose colors represent the prismatic colors, and whose quantities are to each other, as the spaces occupied by each color in the spectrum. When this is done, it will be found that the resulting color will be a grayish white. A still more satisfactory proof that these seven colors form white, when united, is obtained by causing the solar spectrum to pass through a lens, by which they are brought to a focus, when it is found that the focus will be the same color as it would be from the original rays of the sun.

762. From the oblong shape of the solar spectrum, we learn that each of the colored rays is refracted in a different degree by passing through the same medium, and consequently that each ray has a refractive power of its own. Thus, from the red to the violet, each ray, in succession, is refracted more than the other.

763. *Other means of Decomposing Light*.—The prism is not the only instrument by which light can be decomposed. A soap bubble blown up in the sun will display most of the prismatic colors. This is accounted for by supposing that

---

Which color is refracted most and which least? When the several prismatic colors are blended, what color is the result? When the solar spectrum is made to pass through a lens, what is the color of the focus? How do we learn that each colored ray has a refractive power of its own? By what other means besides the prism, can the rays of light be decomposed?

the sides of the bubble vary in thickness, and that the rays of light are decomposed by these variations. The unequal surface of *mother of pearl*, and many other shells, send forth colored rays on the same principle.

764. Two surfaces of polished glass, when pressed together will also decompose the light. Rings of colored light will be observed around the point of contact between the two surfaces, and their number may be increased or diminished by the degrees of pressure. Two pieces of common looking-glass, pressed together with the fingers, will display most of the prismatic colors.

765. A variety of substances, when thrown into the form of the triangular prism, will decompose the rays of light, as well as a prism of glass. A very common instrument for this purpose is made by putting together three pieces of plate glass, in form of a prism. The ends may be made of wood, and the edges cemented with putty, so as to make the whole water tight. When this is filled with water, and held before a sun-beam, the solar spectrum will be formed, displaying the same colors, and in the same order, as that above described.

766. In making experiments with prisms, filled with different kinds of liquids, it has been found that one liquid will make the spectrum longer than another; that is, the red and violet rays, which form the extremes of the spectrum, will be thrown farther apart by one fluid than by another. For example, if the prism be filled with oil of cassia, the spectrum formed by it, will be more than twice as long as that formed by a prism of solid glass. The oil of cassia is therefore said to disperse the rays of light more than glass, and hence to have a greater *dispersive power*.

767. THE RAINBOW.—The rainbow was a phenomenon, for which the ancients were entirely unable to account; but after the discovery that light is a compound principle, and that its colors may be separated by various substances, the solution of this phenomenon became easy.

Sir Isaac Newton, after his great discovery of the compound nature of light, and the different refrangibility of the colored rays, was able to explain the rainbow on optical principles.

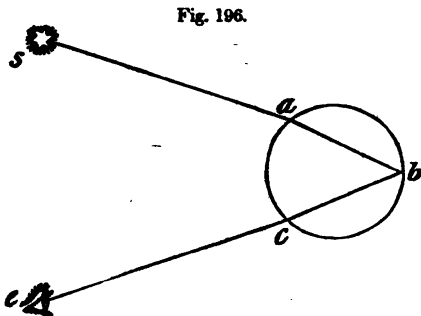
---

How may light be decomposed by two pieces of glass? Of what substances may prisms be formed, besides glass? What is said of some liquids making the spectrum larger than others? What is said of oil of cassia, in this respect? What discovery preceded the explanation of the rainbow? Who first explained the rainbow on optical principles?

768. If a glass globe be suspended in a room, where the rays of the sun can fall upon it, the light will be decomposed, or separated into several colored rays, in the same manner as is done by the prism. A well defined spectrum will not, however, be formed by the globe, because its shape is such as to disperse some of the rays, and converge others; but the eye, by taking different positions in respect to the globe, will observe the various prismatic colors. Transparent bodies, such as glass and water, reflect the rays of light from both their surfaces, but chiefly from the second surface. That is, if a plate of naked glass be placed so as to reflect the image of the sun, or of a lamp, to the eye, the most distinct image will come from the second surface, or that most distant from the eye. The great brilliancy of the diamond is owing to this cause. It will be understood directly, how this principle applies to the explanation of the rainbow.

*How the Bow is*

*formed.*—Suppose the circle  $a b c$ , fig. 196, to represent a globe, or a drop of rain, for each drop of rain, as it falls through the air, is a small globe of water. Suppose, also, that the sun is at  $s$ , and the eye of the spectator at  $e$ .



Now, it has already been stated, (768) that from a single globe, the whole solar spectrum is not seen in the same position, but that the different colors are seen from different places. Suppose, then, that a ray of light from the sun  $s$ , on entering the globe at  $a$ , is separated into its primary colors, and at the same time the red ray, which is the least refrangible, is refracted in the line from  $a$  to  $b$ . From the second, or inner surface of the drop, it would be reflected to  $c$ , the angle of reflection being equal to that of incidence. On passing out of the drop, its refraction at  $c$ , would be just equal to the refraction of the incident ray at  $a$ , and therefore

Why does not a glass globe form a well refined spectrum? From which surface do transparent bodies chiefly reflect the light? Explain fig. 196, and show the different refractions, and the reflection concerned in forming the rainbow. In the case supposed, why will only the red ray meet the eye?

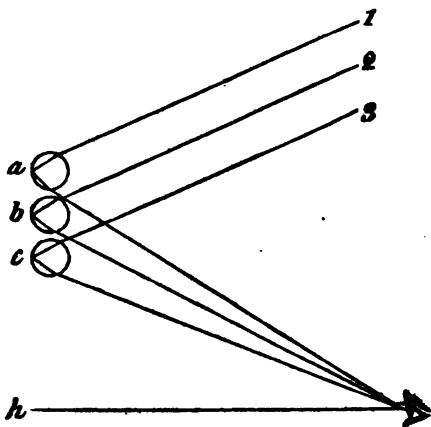
the red ray would fall on the eye at *e*. All the other colored rays would follow the same law, but because the angles of incidence and those of reflection are equal, and because the colored rays are separated from each other by unequal refraction, it is obvious, that if the red ray entered the eye at *e*, none of the other colored rays could be seen from the same point.

769. From this it is evident, that if the eye of the spectator is moved to another position, he will not see the red ray coming from the same drop of rain, but only the blue, and if to another position, the green, and so of all the others. But in a shower of rain, there are drops at all heights and distances, and though they perpetually change their places, in respect to the sun and the eye, as they fall, still there will be many which will be in such a position as to reflect the red rays to the eye, and as many more to reflect the yellow rays, and so of all the other colors.

This will be made obvious by figure 197, where, to avoid confusion, we will suppose that only three drops of rain, and, consequently, only three colors, are to be seen.

The numbers 1, 2, 3, are the rays of the sun, proceeding to the drops *a*, *b*, *c*, and from which these rays are reflected to the eye, making different angles with the horizontal line *h*, because one colored ray is refracted more than another. Now, suppose the red ray only reaches the eye from the drop *a*, the green from the drop *b*, and the violet from the drop *c*,

Fig. 197.



Suppose a person looking at a rainbow moves his eye, will he see the same colors from the same drop of rain? Explain fig. 197, and show why we see different colors from different drops of rain.

then the spectator would see a minute rainbow of three colors. But during a shower of rain, all the drops which are in the position of *a*, in respect to the eye, would send forth red rays, and no other, while those in the position of *b*, would emit green rays, and no other, and those in the position of *c*, violet rays, and so of all the other prismatic colors. Each circle of colors, of which the rainbow is formed, is therefore composed of reflections from a vast number of different drops of rain, and the reason why these colors are distinct to our senses, is, that we see only one color from a single drop, with the eye in the same position. It follows, then, that if we change our position, while looking at a rainbow, we still see a bow, but not the same as before, and hence, if there are many spectators, they will all see a different rainbow, though it appears to be the same.

770. *Secondary Bow*.—There are often seen two rainbows, the one formed as above described, and the other, which is fainter, appearing on the outside, or above this. The *secondary* bow, as this last is called, always has its order of colors the reverse of the primary one. Thus, the colors of the primary bow, beginning with its upper or outermost portion, are red, orange, yellow, &c., the lowest or innermost portion, being violet; while the secondary bow, beginning with the same corresponding part, is colored violet, indigo, &c., the lowest, or innermost circle, being red.

771. In the primary bow, we have seen, that the colored rays arrive at the eye after two refractions, and one reflection. In the secondary bow, the rays reach the eye after two refractions, and two reflections, and the order of the colors is reversed, because, in this case, the rays of light enter the lower part of the drop, instead of the upper part, as in the primary bow. The reason why the colors are fainter in the secondary than in the primary bow is, because a part of the light is lost or dispersed, at each reflection, and there being two reflections, by which this bow is formed, instead of one, as in the primary, the difference in brilliancy is very obvious.

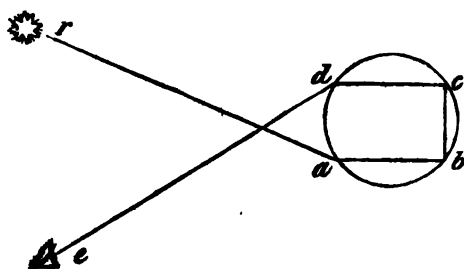
772. The direction of a single ray, showing how the secondary bow is formed, will be seen at figure 198. The

---

Do several persons see the same rainbow at the same time? Explain the reason of this. How are the colors of the primary and secondary bows arranged in respect to each other? How many refractions and reflections produce the secondary bow? Why is the secondary bow less brilliant than the primary?

Fig. 100.

ray  $r$ , from the sun, enters the drop of water at  $a$ , and is refracted to  $c$ , then reflected to  $b$ , then again reflected to  $d$ , where it suffers another refraction and, lastly, passes to the eye of the spectator at  $e$ .



The rainbow, being the consequence of the refracted and reflected rays of the sun, is never seen, except when the sun and the spectator are in similar directions in respect to the shower. It assumes the form of a semicircle, because it is only at certain angles that the refracted rays are visible to the eye.

773. *Colors of objects.*—The light of the sun, we have seen, may be separated into seven primary rays, each of which has a color of its own, and which is different from that of the others. In the objects which surround us, both natural and artificial, we observe a great variety of colors, which differ from those composing the solar spectrum, and hence one might be led to believe that both nature and art afford colors different from those afforded by the decomposition of the solar rays. But it must be remembered, that the solar spectrum contains only the *primary* colors of nature, and that by mixing these colors in various proportions with each other, an indefinite variety of tints, all differing from their primaries, may be obtained.

774. *Color depends on absorption and reflection.*—It appears that the colors of all bodies depend on some peculiar property of their surfaces, in consequence of which, they absorb some of the colored rays, and reflect the others. Had the surfaces of all bodies the property of reflecting the same ray only, all nature would display the monotony of a single color, and our senses would never have known the charms of that variety which we now behold.

---

Why are the colors of things different from those of the solar spectrum? On what do the colors of bodies depend? Suppose all bodies reflected the same ray, what would be the consequence in regard to color?



775. All bodies appear of the color of that ray, or of a tint depending on the several rays which it reflects, while all the other rays are absorbed, or, in other terms, are not reflected. *Black* and *white*, therefore, in a philosophical sense, cannot be considered as colors, since the first arises from the absorption of all the rays, and the reflection of none, and the last is produced by the reflection of all the rays, and the absorption of none. But in all colors, or shades of color, the rays only are reflected, of which the color is composed. Thus, the color of grass, and the leaves of plants, is green, because the surfaces of these substances reflect only the green rays, and absorb all the others. For the same reason, the rose is red, the violet blue, and so of all other substances, every one throwing out the ray of its own color, and absorbing all the others.

776. To account for such a variety of colors as we see in different bodies, it is supposed that all substances, when made sufficiently thin, are transparent, and consequently, that they transmit through their surfaces, or absorb, certain rays of light, while other rays are thrown back, or reflected, as above described. Gold, for example, may be beat so thin as to transmit some of the rays of light, and the same is true of several of the other metals, which are capable of being hammered into thin leaves. It is therefore most probable, that all the metals, could they be made sufficiently thin, would permit the rays of light to pass through them. Most, if not quite all mineral substances, though in the mass they may seem quite opaque, admit the light through their edges, when broken, and almost every kind of wood, when made no thinner than writing paper, becomes translucent. Thus we may safely conclude, that every substance with which we are acquainted, will admit the rays of light, when made sufficiently thin.

777. Transparent colorless substances, whether solid or fluid, such as glass, water, or mica, reflect and transmit light of the same color; that is, the light seen through these bodies, and reflected from their surfaces, is white. This is true of all transparent substances under ordinary circumstances; but if their thickness be diminished to a certain extent, these substances will both reflect and transmit

---

Why are not black and white considered as colors? Why is the color of grass green? How is the variety of colors accounted for, by considering all bodies transparent? What is said of the reflection of colored light by transparent substances? What substance is mentioned, as illustrating this fact?

colored light of various hues, according to their thickness. Thus, the thin plates of mica, which are left on the fingers after handling that substance will reflect prismatic rays of various colors.

778. There is a degree of tenuity, at which transparent substances cease to reflect any of the colored rays, but absorb, or transmit them all, in which case they become black. This may be proved by various experiments. If a soap bubble be closely observed, it will be seen that at first, the thickness is sufficient to reflect the prismatic rays from all its parts, but as it grows thinner, and just before it bursts, there may be seen a spot on its top, which turns black, thus transmitting all the rays at that part, and reflecting none. The same phenomenon is exhibited, when a film of air, or water, is pressed between two plates of glass. At the point of contact, or where the two plates press each other with the greatest force, there will be a black spot, while around this there may be seen a system of colored rings.

From such experiments, Sir Isaac Newton concluded, that air, when below the thickness of *half a millionth of an inch*, ceases to reflect light; and also that water, when below the thickness of *three eighths of a millionth of an inch*, ceases to reflect light. But that both air and water, when their thickness is in a certain degree above these limits, reflect all the colored rays of the spectrum.

779. Now all solid bodies are more or less porous, having among their particles either void spaces, or spaces filled with some foreign matter, differing in density from the body itself, such as air or water. Even gold is not perfectly compact, since water can be forced through its pores. It is most probable, then, that the parts of the same body, differing in density, either reflect, or transmit the rays of light, according to the size or arrangement of their particles; and in proof of this, it is found that some bodies transmit the rays of one color, and reflect that of another. Thus, the color which passes through a leaf of gold is green, while that which it reflects is yellow.

780. From a great variety of experiments on this subject, Sir Isaac Newton concludes that the transparent parts of bodies, according to the sizes of their transparent pores, re-

---

When is it said that transparent substances become black? How is it proved that fluids of extreme tenuity absorb all the rays and reflect none? What is the conclusion of Sir Isaac Newton, concerning the tenuity at which water and air ceases to reflect light? What is said of the porous nature of the solid bodies?

fect rays of one color, and transmit those of another, for the same reason that thin plates, or minute particles of air, water, and some other substances, reflect certain rays, and absorb, or transmit others, and that this is the cause of all their colors.

781. In confirmation of the truth of this theory, it may be observed, that many substances, otherwise opaque, become transparent, by filling their pores with some transparent fluid.

Thus, the stone called *Hydrophane*, is perfectly opaque when dry, but becomes transparent when dipped in water; and common writing paper becomes translucent, after it has absorbed a quantity of oil. The transparency, in these cases, may be accounted for, by the different refractive powers which the water and oil possess, from the stone or paper, and in consequence of which the light is enabled to pass among their particles by refraction.

## ASTRONOMY.

782. *Astronomy is that science which treats of the motions and appearances of the heavenly bodies; accounts for the phenomena which these bodies exhibit to us; and explains the laws by which their motions, or apparent motions, are regulated.*

Astronomy is divided into *Descriptive*, *Physical*, and *Practical*.

*Descriptive* astronomy demonstrates the magnitudes, distances, and densities of the heavenly bodies, and explains the phenomena dependent on their motions, such as the change of seasons, and the vicissitudes of day and night.

*Physical* astronomy explains the theory of planetary motion, and the laws by which this motion is regulated and sustained.

*Practical* astronomy details the description and use of astronomical instruments, and develops the nature and application of astronomical calculations.

The heavenly bodies are divided into three distinct classes, or systems, namely, *the solar system*, consisting of the sun, moon, and planets, the system of the *fixed stars*, and the system of the *comets*.

What is astronomy? How is astronomy divided? What does descriptive astronomy teach? What is the object of physical astronomy? What is practical astronomy? How are the heavenly bodies divided? Of what does the solar system consist? What are the bodies called, which revolve around the Sun as a centre?

## THE SOLAR SYSTEM.

783 *The Solar System consists of the Sun, and twenty-nine other bodies, which revolve around him at various distances, and in various periods of time.*

The bodies which revolve around the Sun as a centre, are called *primary* planets. Thus, the Earth, Venus, and Mars, are primary planets. Those which revolve around the primary planets, are called *secondary* planets, *Moons*, or *Satellites*. Our Moon is a secondary planet or satellite.

The primary planets revolve around the Sun in the following order, and complete their revolutions in the following times, computed in our days and years. Beginning with that nearest to the Sun, Mercury performs his revolution in 87 days and 23 hours; Venus, in 224 days, 17 hours; the Earth, attended by the Moon, in 365 days, 6 hours; Mars, in one year, 322 days; Ceres, in 4 years, 7 months, and 10 days; Pallas, in 4 years, 7 months, and 10 days; Juno, in 4 years and 128 days; Vesta, in 3 years, 66 days and 4 hours; Jupiter, in 11 years, 315 days and 15 hours; Saturn, in 29 years, 161 days and 19 hours; Herschel, in 83 years, 342 days and 4 hours.

784. A year consists of the time which it takes a planet to perform one complete revolution through its orbit, or to pass once around the Sun. Our Earth performs this revolution in 365 days, and therefore this is the period of our year. Mercury completes his revolution in 88 days, and therefore his year is no longer than 88 of our days. But the planet Herschel is situated at such a distance from the Sun, that his revolution is not completed in less than about 84 of our years. The other planets complete their revolutions in various periods of time, between these; so that the time of these periods is generally in proportion to the distance of each planet from the Sun.

Ceres, Pallas, Juno, and Vesta, are the smallest of all the planets, and are called *Asteroids*.

Besides the above enumerated primary planets, our system contains eighteen secondary planets, or moons. Of these, our Earth has one moon, Jupiter four, Saturn seven.

---

What are those called which revolve around these primaries as a centre? In what order are the several planets situated, in respect to the Sun? How long does it take each planet to make its revolution around the Sun? What is a year? What planets are called asteroids? How many moons does our system contain? Which of the planets are attended by moons, and how many has each?

and Herschel six. None of these moons, except our own, and one or two of Saturn's, can be seen without a telescope. The seven other planets, so far as has been discovered, are entirely without moons.

785. All the planets move around the Sun from west to east, and in the same direction do the moons revolve around their primaries, with the exception of those of Herschel, which appear to revolve in a contrary direction.

786. *Orbits of the Planets.*—The paths in which the planets move round the Sun, and in which the moons move round their primaries, are called their *orbits*. These orbits are not exactly circular, as they are commonly represented on paper, but are elliptical, or oval, so that all the planets are nearer the Sun, when in one part of their orbits than when in another.

In addition to their annual revolutions, some of the planets are known to have diurnal, or daily revolutions, like our Earth. The periods of these daily revolutions have been ascertained, in several of the planets, by spots on their surfaces. But where no such mark is discernible, it cannot be ascertained whether the planet has a daily revolution or not, though this has been found to be the case in every instance where spots are seen, and, therefore, there is little doubt but all have a daily as well as a yearly motion.

787. The *axis* of a planet is an imaginary line passing through its centre, and about which its diurnal revolution is performed. The *poles* of the planets are the extremities of this axis.

788. The orbits of Mercury and Venus are within that of the Earth, and consequently they are called *inferior* planets. The orbits of all the other planets are without, or exterior to that of the Earth, and these are called *superior* planets.

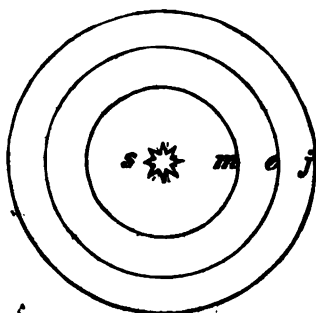
That the orbits of Mercury and Venus are within that of the Earth, is evident from the circumstance that they are never seen in opposition to the Sun, that is, they never appear in the west when the Sun is in the east. On the contrary, the orbits of all the other planets are proved to be out-

In what direction do the planets move around the Sun? What is the orbit of a planet? What revolutions have the planets, besides their yearly revolutions? Have all the planets diurnal revolutions? How is it known that the planets have daily revolutions? What is the axis of a planet? What is the pole of a planet? Which are the superior, and which the inferior planets? How is it proved that the inferior planets are within the Earth's orbit, and the superior ones without it?

side of the Earth's, since these planets are sometimes seen in opposition to the Sun.

This will be understood by fig. 199, where suppose  $s$  to be the Sun,  $m$  the orbit of Mercury or Venus,  $e$  the orbit of the Earth, and  $j$  that of Jupiter. Now, it is evident, that if a spectator be placed any where in the Earth's orbit, as at  $e$ , he may sometimes see Jupiter in opposition to the Sun, as at  $j$ , because then the spectator would be between Jupiter and the Sun. But the orbit of Venus, being surrounded by that of the Earth, she never can come in opposition to the Sun, or in that part of the heavens opposite to him, as seen by us, because our Earth never passes between her and the Sun.

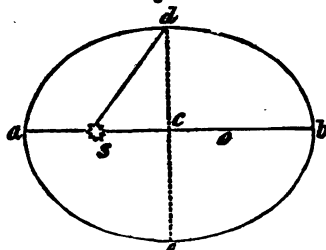
Fig. 199.



789. *Orbits Elliptical.*—It has already been stated, that the orbits of the planets are elliptical, (754,) and that, consequently, these bodies are sometimes nearer the Sun than at others. An ellipse, or oval, has two foci, and the Sun, instead of being in the common centre, is always in the lower foci of their orbits.

The orbit of a planet is represented by fig. 200, where  $a, d, b, c$ , is an ellipse, with its two foci,  $s$  and  $o$ , the Sun being in the focus  $s$ , which is called the lower focus.

Fig. 200.



When the Earth, or any other planet, revolving around the Sun, is in that part of its orbit nearest the Sun, as at  $a$ , it is said to be in its *perihelion*; and when in that part which is at the greatest distance from the Sun, as at  $b$ , it is said to be in its

Explain fig. 199, and show why the inferior planets never can be in opposition to the Sun. What are the shapes of the planetary orbits?

**apellation.** The line  $s, d$ , is the mean, or average distance of a planet's orbit from the Sun.

790. **ECLIPRIC.**—The *planes* of the orbits of all the planets pass through the centre of the Sun. The plane of an orbit is an imaginary surface, passing from one extremity, or side of the orbit, to the other. If the rim of a drum head be considered the orbit, its plane would be the parchment extended across it, on which the drum is beaten.

Let us suppose the Earth's orbit to be such a plane, cutting the Sun through his centre, and extending out on every side to the starry heavens; the great circle so made, would mark the line of the *ecliptic*, or the Sun's apparent path through the heavens.

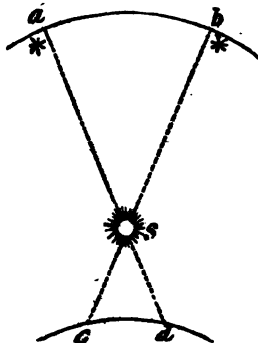
This circle is called the Sun's *apparent* path, because the revolution of the Earth gives the Sun the appearance of passing through it. It is called the *ecliptic*, because eclipses happen when the Moon is in, or near, this apparent path.

791. **ZODIAC.**—The *Zodiac* is an imaginary belt, or broad circle, extending quite around the heavens. The ecliptic divides the zodiac into two equal parts, the zodiac extending 8 degrees on each side of the ecliptic, and therefore is 16 degrees wide. The zodiac is divided into 12 equal parts, called the *signs of the zodiac*.

792. The sun appears every year to pass around the great circle of the ecliptic, and consequently, through the 12 constellations, or signs of the zodiac. But it will be seen, in another place, that the Sun, in respect to the Earth, stands still, and that his apparent yearly course through the heavens is caused by the annual revolution of the Earth around its orbit.

To understand the cause of this deception, let us suppose that  $s$ , fig. 201, is the Sun,  $a b$ , a part of the circle of the ecliptic, and  $c d$ , a part of the Earth's orbit. Now if a spectator be placed at  $c$ , he will see the Sun in that part of the ecliptic marked by  $b$ , but when the Earth moves in her annual revolution to  $d$ , the spectator will see the Sun in that part of the heavens marked by  $a$ ; so that the motion of the Earth in one direction, will give the Sun an apparent motion in the contrary direction.

Fig. 201.



793. *Constellations*.—A sign or *constellation*, is a collection of fixed stars, and as we have already seen, the Sun appears to move through the twelve signs of the zodiac every year. Now, the Sun's place in the heavens, or zodiac, is found by his apparent conjunction, or nearness to any particular star in the constellation. Suppose a spectator at *c*, observes the Sun to be nearly in a line with the star at *b*, then the Sun would be near a particular star in a certain constellation. When the Earth moves to *d*, the Sun's place would assume another direction, and he would seem to have moved into another constellation, and near the star *a*.

794. Each of the 12 signs of the zodiac is divided into 30 smaller parts, called degrees; each degree into 60 equal parts, called minutes, and each minute into 60 parts, called seconds.

The division of the zodiac into signs, is of very ancient date, each sign having also received the name of some animal, or thing, which the constellation, forming that sign, was supposed to resemble. It is hardly necessary to say, that this is chiefly the result of imagination, since the figures made by the places of the stars, never mark the outlines of the figures of animals, or other things. This is, however, found to be the most convenient method of finding any particular star at this day, for among astronomers, any star, in each constellation, may be designated by describing the part of the animal in which it is situated. Thus, by knowing how many stars belong to the constellation Leo, or the Lion, we readily know what star is meant by that which is situated on the Lion's ear or tail.

795. *Names of the Signs*.—The names of the 12 signs of the zodiac are, Aries, Taurus, Gemini, Cancer, Leo, Virgo, Libra, Scorpio, Sagittarius, Capricorn, Aquarius, and Pisces. The common names, or meaning of these words, in the same order, are, the Ram, the Bull, the Twins, the Crab, the Lion, the Virgin, the Scales, the Scorpion, the Archer, the Goat, the Waterer, and the Fishes.

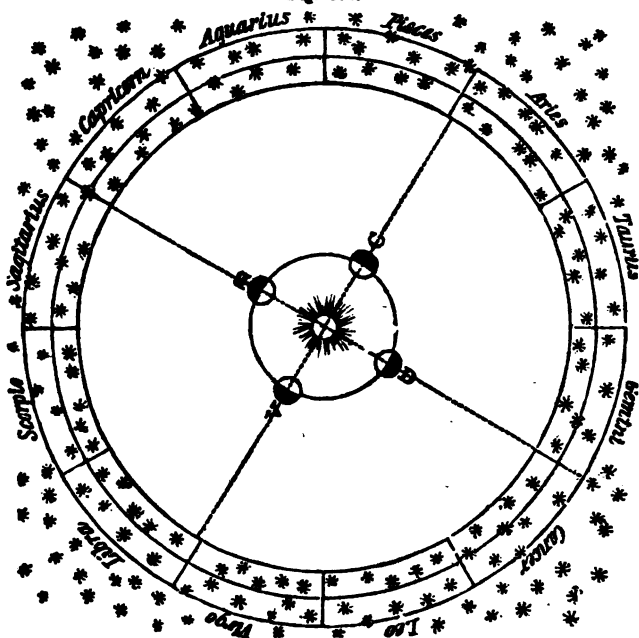
---

What is meant by perihelion? What is the plane of an orbit? Explain what is meant by the ecliptic. Why is the ecliptic called the Sun's apparent path? What is the zodiac? How does the ecliptic divide the zodiac? How far does the zodiac extend on each side of the ecliptic? Explain fig. 201, and show why the Sun seems to pass through the ecliptic, when the Earth only revolves around the Sun? What is a constellation, or sign? How is the Sun's apparent place in the heavens found? Into how many parts are the signs of the zodiac divided, and what are these parts called? Is there any resemblance between the places of the stars, and the figures of the animals after which they are called? Explain why this is a convenient method of finding any particular star in a sign. What are the names of the twelve signs?



The twelve signs of the zodiac, together with the Sun, and the Earth revolving around him, are represented at fig. 202. When the Earth is at A, the Sun will appear to be

Fig. 202.



just entering the sign Aries, because then, when seen from the Earth, he ranges towards certain stars at the beginning of that constellation. When the Earth is at C, the Sun will appear in the opposite part of the heavens, and therefore in the beginning of Libra. The middle line, dividing the circle of the zodiac into equal parts, is the line of the ecliptic.

796. DENSITY OF THE PLANETS.—Astronomers have no means of ascertaining whether the planets are composed of the same kind of matter as our Earth, or whether their surfaces are clothed with vegetables and forests, or not. They have, however, been able to ascertain the densities of several

---

Explain why the Sun will be in the beginning of Aries, when the Earth is at A, fig. 202. How has the density of the planets been ascertained?

of them, by observations on their mutual attraction. By *density*, is meant compactness, or the quantity of matter in a given space. When two bodies are of equal bulk, that which weighs most, has the greatest density. It was shown, while treating of the *properties of bodies*, that substances attract each other in proportion to the quantities of matter they contain. If, therefore, we know the dimensions of several bodies, and can ascertain the proportion in which they attract each other, their quantities of matter, or densities, are easily found.

797. Thus, when the planets pass each other in their circuits through the heavens, they are often drawn a little out of the lines of their orbits by mutual attraction. As bodies attract in proportion to their quantities of matter, it is obvious that the small planets, if of the same density, will suffer greater disturbance from this cause, than the large ones. But suppose two planets, of the same dimensions, pass each other, and it is found that one of them is attracted twice as far out of its orbit as the other, then, by the known laws of gravity, it would be inferred, that one of them contained twice the quantity of matter that the other did, and therefore that the density of the one was twice that of the other.

By calculations of this kind, it has been found, that the density of the Sun is but a little greater than that of water, while Mercury is more than nine times as dense as water, having a specific gravity nearly equal to that of lead. The Earth has a density about five times greater than that of the Sun, and a little less than half that of Mercury. The densities of the other planets seem to diminish in proportion as their distances from the Sun increase, the density of Saturn, one of the most remote of planets, being only about one-third that of water.

#### THE SUN.

798. *The Sun is the centre of the solar system, and the great dispenser of heat and light to all the planets. Around the Sun all the planets revolve, as around a common centre, he being the largest body in our system, and, so far as we know, the largest in the universe.*

799. *Distance of the Sun.*—The distance of the Sun from

---

What is meant by density? In what proportion do bodies attract each other? How are the densities of the planets ascertained? What is the density of the Sun, of Mercury, and of the Earth? In what proportions do the densities of the planets appear to diminish? Where is the place of the Sun, in the solar system? What is the distance of the Sun from the Earth?

the Earth is 95 millions of miles, and his diameter is estimated at 880,000 miles. Our globe when compared with the magnitude of the Sun, is a mere point, for his bulk is about *thirteen hundred thousand* times greater than that of the Earth. Were the Sun's centre placed in the centre of the Moon's orbit, his circumference would reach two hundred thousand miles beyond her orbit in every direction, thus filling the whole space between us and the Moon, and extending nearly as far beyond her as she is from us. A traveller, who should go at the rate of 90 miles a day, would perform a journey of nearly 33,000 miles in a year, and yet it would take such a traveller more than 80 years to go round the circumference of the Sun. A body of such mighty dimensions, hanging on nothing, it is certain, must have emanated from an Almighty power.

800. The Sun appears to move around the Earth every 24 hours, rising in the east, and setting in the west. This motion, as will be proved in another place, is only apparent, and arises from the diurnal revolution of the Earth.

801. *Diurnal revolution of the Sun.*—The Sun, although he does not, like the planets, revolve in an orbit, is, however, not without motion, having a revolution around his own axis, once in 25 days and 10 hours. Both the fact that he has such a motion, and the time in which it is performed, have been ascertained by the spots on his surface. If a spot is seen, on a revolving body, in a certain direction, it is obvious, that when the same spot is again seen, in the same direction, that the body has made one revolution. By such spots the diurnal revolutions of the planets, as well as the Sun, have been determined.

802. *Spots on the Sun.*—Spots on the Sun, seem first to have been observed in the year 1611, since which time they have constantly attracted attention, and have been the subject of investigation among astronomers. These spots change their appearance as the Sun revolves on his axis, and become greater or less, to an observer on the Earth, as they are turned to, or from him; they also change in respect to real magnitude and number: one spot, seen by Dr. Herschel, was estimated to be more than six times the size of our

---

What is the diameter of the Sun? Suppose the centre of the Sun and that of the Moon's orbit to be coincident, how far would the Sun extend beyond the Moon's orbit? How is it proved that the Sun has a motion around his own axis? How often does the Sun revolve? When were spots on the Sun first observed?

Earth, being 50,000 miles in diameter. Sometimes forty or fifty spots may be seen at the same time, and sometimes only one. They are often so large as to be seen with the naked eye; this was the case in 1816.

803. *Nature and design of these Spots.*—In respect to the nature and design of these spots, almost every astronomer has formed a different theory. Some have supposed them to be solid opaque masses of scoræ, floating in the liquid fire of the Sun; others, as satellites, revolving round him, and hiding his light from us; others, as immense masses, which have fallen on his disc, and which are dark colored, because they have not yet become sufficiently heated. In two instances, these spots have been seen to burst into several parts, and the parts to fly in several directions, like a piece of ice thrown upon the ground. Others have supposed that these dark spots were the body of the Sun, which became visible in consequence of openings through the fiery matter, with which he is surrounded. Dr. Herschel, from many observations with his great telescope, concludes, that the shining matter of the Sun consists of a mass of phosphoric clouds, and that the spots on his surface are owing to disturbances in the equilibrium of this luminous matter, by which openings are made through it. There are, however, objections to this theory, as indeed there are to all the others, and at present it can only be said, that no satisfactory explanation of the cause of these spots has been given.

804. *The Sun inhabited.*—That the Sun, at the same time that he is the great source of heat and light to all the solar worlds, may yet be capable of supporting animal life, has been the favorite doctrine of several able astronomers. Dr. Wilson first suggested that this might be the case, and Dr. Herschel, with his telescope, made observations which confirmed him in this opinion. The latter astronomer supposed that the functions of the Sun as the dispenser of light and heat, might be performed by a luminous, or phosphoric atmosphere, surrounding him at many hundred miles distance, while his solid nucleus might be fitted for the habitations of millions of reasonable beings. This doctrine is, however, rejected by most writers on the subject at the present day.

---

What has been the difference in the number of spots observed? What was the size of the spots seen by Dr. Herschel? What has been advanced concerning the nature of these spots? Have they been accounted for satisfactorily? What is said concerning the Sun's being a habitable globe?

## MERCURY.

805. *Mercury*, the planet nearest the sun, is about 3,000 miles in diameter, and revolves around him, at the distance of 37 millions of miles. The period of his annual revolution is 87 days, and he turns on his axis once in about 24 hours.

The nearness of this planet to the Sun, and the short time his fully illuminated disc is turned towards the earth, has prevented astronomers from making many observations on him.

No signs of an atmosphere have been observed in this planet. The Sun's heat at Mercury is about seven times greater than it is on the Earth, so that water, if nature follows the same laws there that she does here, cannot exist at Mercury, except in the state of steam.

The nearness of this planet to the Sun, prevents his being often seen. He may, however, sometimes be observed just before the rising, and a little after the setting of the Sun. When seen after sunset, he appears a brilliant, twinkling star, showing a white light, which, however, is much obscured by the glare of twilight. When seen in the morning, before the rising of the Sun, his light is also obscured by the Sun's rays.

Mercury sometimes crosses the disc of the Sun, or comes between the Earth and that luminary, so as to appear like a small dark spot passing over the Sun's face. This is called the *transit* of Mercury.

## VENUS.

806. *Venus* is the other planet, whose orbit is within that of the Earth. Her diameter is about 8,600 miles, being somewhat larger than the Earth.

Her revolution around the Sun is performed in 224 days, at the distance of 68 millions of miles from him. She turns on her axis once in 23 hours, so that her day is a little shorter than ours.

807. Venus, as seen from the Earth, is the most brilliant of all the primary planets, and is better known than any

---

What is the diameter of Mercury, and what are his periods of annual and diurnal revolution? How great is the Sun's heat at Mercury? At what times is Mercury to be seen? What is a transit of Mercury? Where is the orbit of Venus, in respect to that of the Earth? What is the time of Venus' revolution round the Sun? How often does she turn on her axis?

nocturnal luminary except the Moon. When seen through a telescope, she exhibits the phases or horned appearance of the moon, and her face is sometimes variegated with dark spots. Venus may often be seen in the day time, even when she is in the vicinity of the blazing light of the Sun. A luminous appearance around this planet, seen at certain times, proves that she has an atmosphere. Some of her mountains are several times more elevated than any on our globe, being from 10 to 22 miles high. Venus sometimes makes a transit across the Sun's disc, in the same manner as Mercury, already described. The transits of Venus occur only at distant periods from each other. The last transit was in 1769, and the next will not happen until 1874. These transits have been observed by astronomers with the greatest care and accuracy, since it is by observations on them that the true distances of the Earth and planets from the Sun are determined.

When Venus is in that part of her orbit which gives her the appearance of being west of the Sun, she rises before him, and is then called the *morning* star; and when she appears east of the Sun, she is behind him in her course, and is then called the *evening* star. These periods do not agree, either with the yearly revolution of the Earth, or of Venus, for she is alternately 290 days the morning star, and 290 days the evening star. The reason of this is, that the Earth and Venus move round the Sun in the same direction, and hence her relative motion, in respect to the Earth, is much slower than her absolute motion in her orbit. If the Earth had no yearly motion, Venus would be the morning star one half of the year, and the evening star the other half.

#### THE EARTH.

809. The next planet in our system, nearest the Sun, is the Earth. Her diameter is 7,912 miles. This planet revolves around him in 365 days 5 hours, and 48 minutes; and at the distance of 95 millions of miles. It turns round its own axis once in 24 hours, making a day and a night. The Earth's revolution around the Sun is called its *annual* or *yearly* motion, because it is performed in a year; while the revolution around its own axis, is called the *diurnal* or daily

---

What is said of the height of the mountains in Venus? On what account are the transits of Venus observed with great care? When is Venus the morning, and when the evening star? How long is Venus the morning, and how long the evening star? How long does it take the Earth to revolve round the Sun?

motion, because it takes place every day. The figure of the Earth, with the phenomena connected with her motion, will be explained in another place.

#### THE MOON.

810. The Moon, next to the Sun, is, to us, the most brilliant and interesting of all the celestial bodies. Being the nearest to us of any of the heavenly orbs, and apparently designed for our use, she has been observed with great attention, and many of the phenomena which she presents, are therefore better understood and explained, than those of the other planets.

While the Earth revolves round the Sun in a year, it is attended by the Moon, which makes a revolution round the Earth once in 27 days, 7 hours, and 43 minutes. The distance of the Moon from the Earth is 240,000 miles, and her diameter about 2,000 miles.

Her surface, when seen through a telescope, appears diversified with hills, mountains, valleys, rocks, and plains, presenting a most interesting and curious aspect: but the explanation of these phenomena are reserved for another section.

#### MARS.

811. The next planet in the solar system, is Mars, his orbit surrounding that of the Earth. The diameter of this planet is upwards of 4,000 miles, being about half that of the Earth. The revolution of Mars around the Sun is performed in nearly 687 days, or in somewhat less than two of our years, and he turns on his axis once in 24 hours and 40 minutes. His mean distance from the Sun is 144 millions of miles, so that he moves in his orbit at the rate of about 55,000 miles in an hour. The days and nights, at this planet, and the different seasons of the year, bear a considerable resemblance to those of the Earth. The density of Mars is less than that of the Earth, being only three times that of water.

Mars reflects a dull red light, by which he may be distinguished from the other planets. His appearance through the

---

What is meant by the Earth's annual revolution, and what by her diurnal revolution? Why are the phenomena of the Moon better explained than those of the other planets? In what time is a revolution of the Moon about the Earth performed? What is the distance of the Moon from the Earth? What is the diameter of Mars? How much longer is a year at Mars than our year? What is his rate of motion in his orbit? What is his appearance through the telescope?

telescope is remarkable for the great number and variety of spots which his surface presents.

Mars has an atmosphere of great density and extent, as is proved by the dim appearance of the fixed stars, when seen through it. When any of the stars are seen nearly in a line with this planet, they give a faint, obscure light, and the nearer they approach the line of his disc, the fainter is their light, until the star is entirely obscured from the sight.

This planet sometimes appears much larger to us than at others, and this is readily accounted for by his greater or less distance. At his nearest approach to the Earth, his distance is only 50 millions of miles, while his greatest distance is 240 millions of miles; making a difference in his distance of 190 millions of miles, or the diameter of the Earth's orbit.

The Sun's heat at this planet is less than half that which we enjoy.

To the inhabitants of Mars, our planet appears alternately as the morning and evening star, as Venus does to us.

#### VESTA, JUNO, PALLAS, AND CERES.

812. These planets were unknown until recently, and are therefore sometimes called the *new* planets. It has been mentioned, that they are also called *Asteroids*.

813. The orbit of *Vesta* is next in the solar system to that of Mars. This planet was discovered by Dr. Olbers, of Bremen, in 1807. The light of *Vesta* is of a pure white, and in a clear night she may be seen with the naked eye, appearing about the size of a star of the 5th or 6th magnitude. Her revolution round the Sun is performed in three years and 66 days, at the distance of 223 millions of miles from him.

814. *Juno* was discovered by Mr. Harding, of Bremen, in 1804. Her mean distance from the Sun is 253 millions of miles. Her orbit is more elliptical than that of any other planet, and, in consequence, she is sometimes 127 millions of miles nearer the Sun than at others. This planet completes its annual revolution in 4 years and about 4 months, and revolves round its axis in 27 hours. Its diameter is 1400 miles.

---

How is it proved that Mars has an atmosphere of great density? Why does Mars sometimes appear to us larger than at others? How great is the Sun's heat at Mars? Which are the new planets, or asteroids? When was *Vesta* discovered? What is the period of *Vesta's* annual revolution? When was *Juno* discovered? What is her distance from the Sun? What is the period of her revolution, and what her diameter?



815. *Pallas* was also discovered by Dr. Olbers, in 1802. Its distance from the Sun is 226 millions of miles, and its periodic revolution round him, is performed in 4 years and 7 months.

816. *Ceres* was discovered in 1801, by Piazzzi, of Palermo. This planet performs her revolution in the same time as *Pallas*, being 4 years and seven months. Her distance from the Sun, 260 millions of miles. According to Dr. Herschel, this planet is only about 160 miles in diameter.


#### JUPITER.

817. *Jupiter* is 89,000 miles in diameter, and performs his annual revolution once in about 11 years, at the distance of 490 millions of miles from the Sun. This is the largest planet in the solar system, being about 1,400 times larger than the Earth. His diurnal revolution is performed in nine hours and fifty-five minutes, giving his surface, at the equator, a motion of 28,000 miles per hour. This motion is about twenty times more rapid than that of our Earth at the equator.

818. Jupiter, next to Venus, is the most brilliant of the planets, though the light and heat of the Sun on him is nearly 25 times less than on the Earth.

This planet is distinguished from all the others, by an appearance resembling bands, which extend across his disc.

Fig. 203.



These are termed *belts*, and are variable, both in respect to number and appearance. Sometimes seven or eight are seen,


---

What is said of *Pallas* and *Ceres*? What is the diameter of *Jupiter*? What is his distance from the Sun? What is the period of *Jupiter's* diurnal revolution? What is the Sun's heat and light at *Jupiter*, when compared with that of the Earth? For what is *Jupiter* particularly distinguished? Is the appearance of *Jupiter's* belts always the same, or do they change?

several of which extend quite across his face, while others appear broken, or interrupted.

These bands, or belts, when the planet is observed through a telescope, appear as represented in fig. 203. This appearance is much the most common, the belts running quite across the face of the planet in parallel lines. Sometimes, however, his aspect is quite different from this, for in 1780, Dr. Herschel saw the whole disc of Jupiter covered with small curved lines, each of which appeared broken, or interrupted, the whole having a parallel direction across his disc, as in fig. 204.

Fig. 204.



Different opinions have been advanced by astronomers respecting the cause of these appearances. By some they have been regarded as clouds, or as openings in the atmosphere of the planet, while others imagine that they are the marks of great natural changes, or revolutions, which are perpetually agitating the surface of that planet. It is, however, most probable, that these appearances are produced by the agency of some cause, of which we, on this little Earth, must always be entirely ignorant.

819. Jupiter has four satellites, or moons, two of which are sometimes seen with the naked eye. They move round, and attend him in his yearly revolution, as the Moon does our Earth. They complete their revolutions at different periods, the shortest of which is less than two days, and the longest seventeen days.

*Eclipses of Jupiter's Moons.*—These satellites often fall into the shadow of their primary, in consequence of which they are eclipsed, as seen from the Earth. The eclipses of

---

What is said of the cause of Jupiter's belted appearance? How many moons has Jupiter, and what are the periods of their revolutions? What occasions the eclipses of Jupiter's moons?

Jupiter's moons have been observed with great care by astronomers, because they have been the means of determining the exact longitude of places, and the velocity with which light moves through space. How longitude is determined by these eclipses, cannot be explained or understood at this place, but the method by which they become the means of ascertaining the velocity of light, may be readily comprehended. An eclipse of one of these satellites appears, by calculation, to take place sixteen minutes sooner, when the Earth is in that part of her orbit nearest to Jupiter, than it does when the Earth is in that part of her orbit at the greatest distance from him. Hence, light is found to be sixteen minutes in crossing the Earth's orbit, and as the Sun is in the centre of this orbit, or nearly so, it must take about 8 minutes for the light to come from him to us. Light, therefore, passes at the velocity of 95 millions of miles, our distance from the Sun, in about 8 minutes, which is nearly 200 thousand miles in a second.

#### SATURN.

820. *The planet Saturn revolves round the Sun in a period of about 30 of our years, and at the distance from him of 900 millions of miles.* His diameter is 79,000 miles, making his bulk nearly nine hundred times greater than that of the Earth, but notwithstanding this vast size, he revolves on his axis once in about ten hours. Saturn, therefore, performs upwards, of 25,000 diurnal revolutions in one of his years, and hence his year consists of more than 25,000 days; a period of time equal to more than 10,000 of our days. On account of the remote distance of Saturn from the Sun, he receives only about a 90th part of the heat and light which we enjoy on the Earth. But to compensate, in some degree, for this vast distance from the Sun, Saturn has seven moons, which revolve round him at different distances, and at various periods, from 1 to 80 days.

821. *Rings of Saturn.*—Saturn is distinguished from the other planets by his *ring*, as Jupiter is by his belt. When this planet is viewed through a telescope, he appears sur-

---

Of what use are these eclipses to astronomers? How is the velocity of light ascertained by the eclipses of Jupiter's satellites? What is the time of Saturn's periodic revolution round the Sun? What is his distance from the Sun? What his diameter? What is the period of his diurnal revolution? How many days make a year at Saturn? How many moons has Saturn? How is Saturn particularly distinguished from all the other planets?

rounded by an immense luminous circle, which is represented by fig. 205.

There are indeed two luminous circles, or rings, one within the other, with a dark space between them, so that they do not appear to touch each other. Neither does the inner ring touch the body of the planet, there being by estimation, about the distance of thirty thousand miles between them.

Fig. 205.



The external circumference of the outer ring is 640,000 miles, and its breadth from the outer to the inner circumference, 7,200 miles, or nearly the diameter of our Earth. The dark space, between the two rings, or the interval between the inner and the outer ring, is 2,800 miles.

This immense appendage revolves round the Sun with the planet,—performs daily revolutions with it, and, according to Dr. Herschel, is a solid substance, equal in density to the body of the planet itself.

822. The design of Saturn's ring, an appendage so vast, and so different from any thing presented by the other planets, has always been a matter of speculation and inquiry among astronomers. One of its most obvious uses appears to be that of reflecting the light of the Sun on the body of the planet, and possibly it may reflect the heat also, so as in some degree to soften the rigor of so inhospitable a climate.


823. As this planet revolves around the Sun, one of its sides is illuminated during one half of the year, and the other side during the other half; so that, as Saturn's year is equal to thirty of our years, one of his sides will be enlightened and darkened, alternately, every fifteen years, as the poles of our Earth are alternately in the light and dark every year.

Fig. 206 represents Saturn as seen by an eye, placed at right-angles to the plane of his ring. When seen from the Earth, his position is always oblique as represented by fig. 205.

What distance is there between the body of Saturn and his inner ring? What distance is there between his inner and outer ring? What is the circumference of the outer ring? How long is one of Saturn's sides alternately in the light and dark?

The inner white circle represents the body of the planet, enlightened by the Sun. The dark circle next to this, is the unenlightened space between the body of the planet and the inner ring, being the dark expanse of the heavens beyond the planet. The two white circles are the rings of the planet, with the dark space between them, which also is the dark expanse of the heavens.

Fig. 206.



## HERSCHEL.

824. In consequence of some inequalities in the motions of Jupiter and Saturn, in their orbits, several astronomers had suspected that there existed another planet beyond the orbit of Saturn, by whose attractive influence these irregularities were produced. This conjecture was confirmed by Dr. Herschel, in 1781, who in that year discovered the planet, which is now generally known by the name of its discoverer, though called by him *Georgium sidus*. The orbit of Herschel is beyond that of Saturn, and at the distance of 1800 millions of miles from the Sun. To the naked eye this planet appears like a star of the sixth magnitude, being, with the exception of some of the comets, the most remote body, so far as is known, in the solar system.

825. Herschel completes his revolution round the Sun in nearly 84 of our years, moving in his orbit at the rate of 15,000 miles in an hour. His diameter is 35,000 miles, so that his bulk is about eighty times that of the Earth. The light and heat of the Sun at Herschel, is about 360 times less than it is at the Earth, and yet it has been found, by calculation, that this light is equal to 248 of our full Moons, a

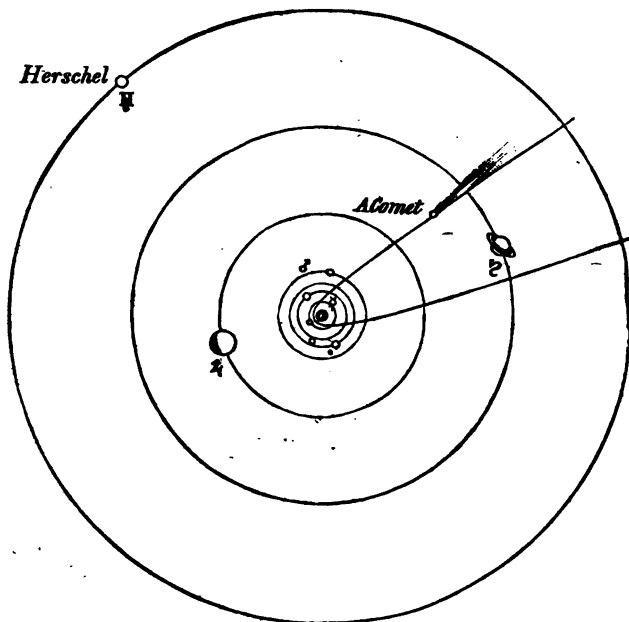
---

11. What position is Saturn represented by fig. 206? What circumstance led to the discovery of Herschel? In what year, and by whom, was Herschel discovered? What is the distance of Herschel from the Sun? In what period is his revolution round the Sun performed? What is the diameter of Herschel? What is the quantity of light and heat at Herschel, when compared with that of the Earth?

striking proof of the inconceivable quantity of light emitted by the Sun.

This planet has six satellites, which revolve round him at various distances, and in different times. The periods of some of these have been ascertained, while those of the others remain unknown.

Fig. 207.

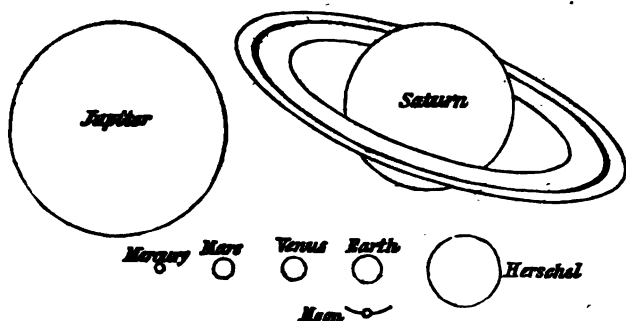


826. RELATIVE SITUATIONS OF THE PLANETS.—Having now given a short account of each planet composing the solar system, the relative situation of their several orbits, with the exception of those of the Asteroids, are shown by fig. 207.

In this figure, the orbits are marked by the signs of each planet, of which the first, or that nearest the Sun, is Mercury, the next Venus, the third the Earth, the fourth Mars; then come those of the Asteroids, then Jupiter, then Saturn, and lastly Herschel.

827. COMPARATIVE DIMENSIONS OF THE PLANETS.—The comparative dimensions of the planets are delineated at fig. 208.

Fig. 208.



## MOTIONS OF THE PLANETS.

828. It is said, that when Sir Isaac Newton was near demonstrating the great truth, that gravity is the cause which keeps the heavenly bodies in their orbits, he became so agitated with the thoughts of the magnitude and consequences of his discovery, as to be unable to proceed with his demonstrations, and desired a friend to finish what the intensity of his feelings would not allow him to complete.

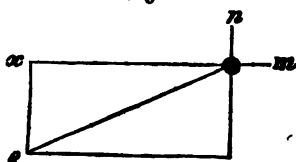
We have seen, in a former part of this work, (150) that all undisturbed motion is straight forward, and that a body projected into open space, would continue, perpetually, to move in a right line, unless retarded or drawn out of this course by some external cause.

829. To account for the motions of the planets in their orbits, we will suppose that the Earth, at the time of its creation, was thrown by the hand of the Creator into open space, the Sun having been before created and fixed in his present place.

830. *Circular Motion of the Planets.*—Under *Compound motion*, (160,) it has been shown, that when a body is acted on by two forces perpendicular to each other, its motion will be in a diagonal between the direction of the two forces.

But we will again here suppose that a ball is moving in the line  $m x$ , fig. 209, with a given force, and that another force half as great should strike it in the direction of  $n$ , the ball would then describe the

Fig. 209.



diagonal of a parallelogram, whose length would be just equal to twice its breadth, and the line of the ball would be straight, because it would obey the impulse and direction of these two forces only.

Now let *a*, fig. 210, represent the Earth, and *S* the Sun; and suppose the Earth to be moving forward, in the line from *a* to *b*, and to have arrived at *a*, with a velocity sufficient, in a given time, and without disturbance, to have carried it to *b*. But at the point *a*, the Sun, *S*, acts upon the Earth

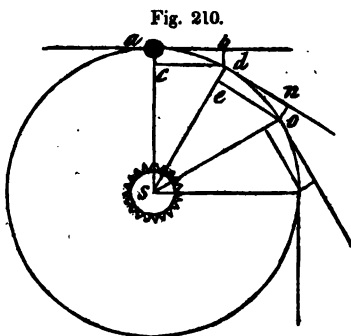


Fig. 210.

with his attractive power, and with a force which would draw it to *c*, in the same space of time that it would otherwise have gone to *b*. Then the Earth, instead of passing to *b*, in a straight line, would be drawn down to *d*, the diagonal of the parallelogram *a, b, d, c*. The line of direction, in fig. 209, is straight, because the body moved obeys only the direction of the two forces, but it is curved from *a* to *d*, fig. 210, in consequence of the continued force of the Sun's attraction, which produces a constant deviation from a right line.

When the Earth arrives at *d*, still retaining its projectile or centrifugal force, its line of direction would be towards *n*, but while it would pass along to *n* without disturbance, the attracting force of the Sun is again sufficient to bring it to *e*, in a straight line, so that, in obedience to the two impulses, it again describes the curve to *o*.

831. It must be remembered, in order to account for the circular motions of the planets, that the attractive force of the Sun is not exerted at once, or by a single impulse, as is the case with the cross forces, producing a straight line, but that this force is imparted by degrees, and is constant. It therefore acts equally on the Earth, in all parts of the course

---

Suppose a body to be acted on by two forces perpendicular to each other, in what direction will it move? Why does the ball, fig. 209, move in a straight line? Why does the Earth, fig. 210, move in a curved line? Explain fig. 210, and show how the two forces act to produce a circular line of motion? What is the projectile force of the Earth called?



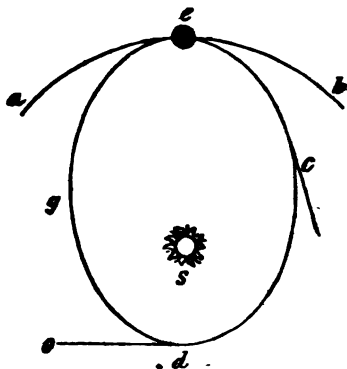
from *e* to *d*, and from *d* to *o*. From *o*, the Earth having the same impulses as before, it moves in the same curved or circular direction, and thus its motion is continued perpetually.

832. The tendency of the Earth to move forward in a straight line, is called the *centrifugal force*, and the attraction of the Sun, by which it is drawn downwards, or towards a centre, is called its *centripetal force*, and it is by these two forces that the planets are made to perform their constant revolutions around the Sun.

### 833. *Elliptical Orbits.*

—In the above explanation, it has been supposed that the Sun's attraction, which constitutes the Earth's gravity, was at all times equal, or that the Earth was at an equal distance from the Sun, in all parts of its orbit. But, as heretofore explained, the orbits of all the planets are elliptical, the Sun being placed in the lower focus of the ellipse. The Sun's

Fig. 211.



attraction is, therefore, stronger in some parts of their orbits than in others, and for this reason their velocities are greater at some periods of their revolutions than at others.

To make this understood, suppose, as before, that the centrifugal and centripetal forces so balance each other, that the Earth moves round the circular orbit *a e b*, fig. 211, until it comes to the point *e*; and at this point, let us suppose, that the gravitating force is too strong for the force of projection, so that the Earth, instead of continuing its former direction towards *b*, is attracted by the Sun *s*, in the curve *e c*. When at *c*, the line of the Earth's projectile force, instead of tending to carry it farther from the Sun, as would be the case were it revolving in a circular orbit, now tends to draw it still nearer to him, so that at this point, it is impelled by both forces towards the Sun. From *c*, therefore, the force of gravity in-

---

What is the attractive force of the Sun, which draws the Earth towards him, called? Explain fig. 211, and show the reason why the velocity is increased from *c* to *d*, and why is it not retarded from *d* to *g*?

creasing in proportion as the square of the distance between the Sun and Earth diminishes, the velocity of the Earth will be uniformly accelerated, until it arrives at the point nearest the Sun *d*. At this part of its orbit, the Earth will have gained, by its increased velocity, so much centrifugal force, as to give it a tendency to overcome the Sun's attraction, and to fly off in the line *d o*. But the Sun's attraction being also increased by the near approach of the Earth, the Earth is retained in its orbit, notwithstanding its increased centrifugal force, and it therefore passes through the opposite part of its orbit, from *d* to *g*, at the same distance from him that it approached. As the Earth passes from the Sun, the force of gravity tends continually to retard its motion, as it did to increase it while approaching him. But the velocity it had acquired in approaching the Sun, gives it the same rate of motion from *d* to *g*, that it had from *c* to *d*. From *g*, the Earth's motion is uniformly retarded, until it again arrives at *e*, the point from which it commenced, and from whence it describes the same orbit, by virtue of the same forces as before.

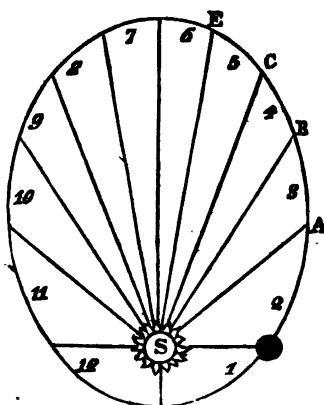
The Earth, therefore, in its journey round the Sun, moves at very unequal velocities; sometimes being retarded, and then again accelerated, by the Sun's attraction.

834. *Planets pass equal Areas in equal times.*—It is an interesting circumstance, respecting the motions of the planets, that if the contents of their orbits be divided into unequal triangles, the acute angles of which centre at the Sun, with the line of the orbit for their bases, the centre of the planet will pass through each of these bases in equal times.

This will be understood by fig. 212, the elliptical circle being supposed to be the Earth's orbit, with the Sun, *s*, in one of the foci.

Now the spaces, 1, 2, 3,

Fig. 212.



What is meant by a planet's passing through equal spaces in equal times?

&c. though of different shapes, are of the same dimensions, or contain the same quantity of surface. The Earth, we have already seen, in its journey round the Sun, describes an ellipse, and moves more rapidly in one part of its orbit than in another. But whatever may be its actual velocity, its comparative motion is through equal areas in equal times. Thus its centre passes from E to C, and from C to A, in the same period of time, and so of all the other divisions marked in the figure. If the figure, therefore, be considered the plane of the Earth's orbit, divided into 12 equal areas, answering to the 12 months of the year, the Earth will pass through the same areas in every month, but the spaces through which it passes will be increased, during every month, for one half the year, and diminished, during every month, for the other half.

835. *Why the Planets do not fall to the Sun.*—The reason why the planets, when they approach near the Sun, do not fall to him, in consequence of his increased attraction, and why they do not fly off into open space, when they recede to the greatest distance from him, may be thus explained.

836. Taking the Earth as an example, we have shown that when in the part of her orbit nearest the Sun, her velocity is greatly increased by his attraction, and that consequently the Earth's centrifugal force is increased in proportion. As an illustration of this, we know that a thread which will sustain an ounce ball, when whirled round in the air, at the rate of 50 revolutions in a minute, would be broken, were these revolutions increased to the number of 60 or 70 in a minute, and that the ball would then fly off in a straight line. This shows that when the motion of a revolving body is increased, its centrifugal force is also increased. Now, the velocity of the Earth increases in an inverse proportion, as its distance from the Sun diminishes, and in proportion to the increase of velocity is its centrifugal force increased; so that, in any other part of its orbit, except when nearest the Sun, this increase of velocity would carry the Earth away from its centre of attraction. But this increase of the Earth's velocity is caused by its near approach to the Sun, and consequently the Sun's attraction is increased, as well as the Earth's velocity. In other terms, when the centrifugal force is increased, the centripetal force is increased

---

How is it shown, that if the motion of a revolving body is increased, its projectile force is also increased? By what force is the Earth's velocity increased, as it approaches the Sun? When the Earth is nearest the Sun, why does it not fall to him? When the Earth's centrifugal force is greatest, what prevents its flying to the Sun?

in proportion, and thus, while the centrifugal force prevents the Earth from falling to the Sun, the centripetal force prevents it from moving off in a straight line.

837. When the Earth is in that part of its orbit most distant from the Sun, its projectile velocity being retarded by the counter force of the Sun's attraction, becomes greatly diminished, and then the centripetal force becomes stronger than the centrifugal, and the Earth is again brought back by the Sun's attraction, as before, and in this manner its motion goes on without ceasing. It is supposed, as the planets move through spaces void of resistance, that their centrifugal forces remain the same as when they first emanated from the hand of the Creator, and that this force, without the influence of the Sun's attraction, would carry them forward into infinite space.

#### THE EARTH.

838. *Proofs of the Earth's Diurnal Revolution.*—It is almost universally believed, at the present day, that the apparent daily motion of the heavenly bodies from east to west, is caused by the real motion of the Earth from west to east, and yet there are comparatively few who have examined the evidence on which this belief is founded. For this reason, we will here state the most obvious, and to a common observer, the most convincing proofs of the Earth's revolution. These are, first, the inconceivable velocity of the heavenly bodies, and particularly the fixed stars, around the Earth, if she stands still. Second, the fact, that all astronomers of the present age agree, that every phenomenon which the heavens present, can be best accounted for, by supposing the Earth to revolve. Third, the analogy to be drawn from many of the other planets, which are known to revolve on their axes; and fourth, the different lengths of days and nights at the different planets, for did the Sun revolve about the solar system, the days and nights at many of the planets must be of similar lengths.

839. The distance of the Sun from the Earth being 95 millions of miles, the diameter of the Earth's orbit is twice its distance from the Sun, and, therefore, 190 millions of miles. Now, the diameter of the Earth's orbit, when seen from the nearest fixed star, is a mere point, and were the

---

What are the most obvious and convincing proofs that the Earth revolves on its axis? Were the Earth's orbit a solid mass, could it be seen by us, at the distance of the fixed stars?

orbit a solid mass of opaque matter, it could not be seen, with such eyes as ours, from such a distance. This is known by the fact, that these stars appear no larger to us, even when our sight is assisted by the best telescopes, when the Earth is in that part of her orbit nearest them, than when at the greatest distance, or in the opposite part of her orbit. The approach, therefore, of 190 millions of miles towards the fixed stars, is so small a part of their whole distance from us, that it makes no perceptible difference in their appearance. Now, if the Earth does not turn on her axis once in 24 hours, these fixed stars must revolve around the Earth at this amazing distance once in 24 hours. If the Sun passes around the Earth in 24 hours he must travel at the rate of nearly 400,000 miles in a minute; but the fixed stars are at least 400,000 times as far beyond the Sun, as the Sun is from us, and, therefore, if they revolve around the Earth, must go at the rate of 400,000 times 400,000 miles, that is, at the rate of 160,000,000,000, or 160 billions of miles in a minute; a velocity of which we can have no more conception than of infinity or eternity.

§ 40. In respect to the analogy to be drawn from the known revolutions of the other planets, and the different length of days and nights among them, it is sufficient to state, that to the inhabitants of Jupiter, the heavens appear to make a revolution in about 10 hours, while to those of Venus, they appear to revolve once in 23 hours, and to the inhabitants of the other planets a similar difference seems to take place, depending on the periods of their diurnal revolutions. Now, there is no more reason to suppose that the heavens revolve round us, than there is to suppose that they revolve around any of the other planets, since the same apparent revolution is common to them all; and as we know that the other planets, at least many of them, turn on their axes, and as all the phenomena presented by the Earth, can be accounted for by such a revolution, it is folly to conclude otherwise.

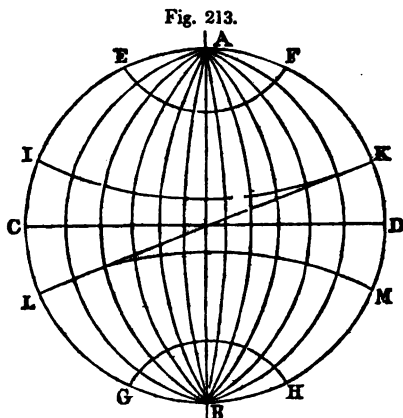
---

Suppose the Earth stood still, how fast must the Sun move to go round it in 24 hours? At what rate must the fixed stars move to go round it in 24 hours? If the heavens appear to revolve every 10 hours at Jupiter, and every 24 hours at the Earth, how can this difference be accounted for, if they revolve at all? Is there any more reason to believe that the Sun revolves round the Earth, than round any of the other planets? How can all the phenomena of the heavens be accounted for if the planets do not revolve?

## CIRCLES AND DIVISIONS OF THE EARTH.

841. It will be necessary for the pupil to retain in his memory the names and directions of the following lines, or circles, by which the Earth is divided into parts. These lines, it must be understood, are entirely imaginary, there being no such divisions marked by nature on the Earth's surface. They are, however, so necessary, that no accurate description of the Earth, or of its position with respect to the heavenly bodies, can be conveyed without them.

The Earth, whose diameter is 7912 miles, is represented by the globe, or sphere, fig. 213. The straight line passing through its centre, and about which it turns, is called its *axis*, and the two extremities of the axis are the *poles* of the Earth, A being the north pole, and B the south pole. The line C



D, crossing the axis, passes quite round the Earth, and divides it into two equal parts. This is called the *equinoctial line*, or the *equator*. That part of the Earth situated north of this line, is called the *northern hemisphere*, and that part south of it, the *southern hemisphere*. The small circles E F and G H, surrounding or including the poles, are called the *polar circles*. That surrounding the north pole is called the *arctic circle*, and that surrounding the south, the *antarctic circle*. Between these circles, there is, on each side of the equator, another circle, which marks the extent of the tropics towards the north and south, from the equator. That to the north of the equator, I K, is called the *tropic of Cancer*, and that

---

What is the axis of the Earth? What are the poles of the Earth? What is the equator? Where are the northern and southern hemispheres? What are the polar circles? Which is the arctic, and which the antarctic circle? Where is the tropic of Cancer and where the tropic of Capricorn?

to the south, L M, the *tropic of Capricorn*. The circle L K, extending obliquely across the two tropics, and crossing the axis of the Earth, and the equator at their point of intersection, is called the *ecliptic*. This circle, as already explained, belongs rather to the heavens than the Earth, being an imaginary extension of the plane of the Earth's orbit in every direction towards the stars. The line in the figure, shows the comparative position or direction of the ecliptic in respect to the equator, and the axis of the Earth.

The lines crossing those already described, and meeting at the poles of the Earth, are called *meridian lines*, or *mid-day lines*, for when the Sun is on the meridian of a place, it is the middle of the day at that place, and as these lines extend from north to south, the Sun shines on the whole length of each, at the same time, so that it is 12 o'clock, at the sametime, on every place situated on the same meridian.

The spaces on the Earth, between the lines extending from east to west, are called *zones*. That which lies between the tropics, from M to K, and from I to L, is called the *torrid zone*, because it comprehends the hottest portion of the Earth. The spaces which extend from the tropics, north and south, to the polar circles, are called *temperate zones*, because the climates are temperate, and neither scorched with heat, like the tropics, nor chilled with the cold like the frigid zones. That lying north of the tropic of Cancer, is called the *north temperate zone*, and that south of the tropic of Capricorn, the *southern temperate zone*. The spaces included within the polar circles, are called the *frigid zones*. The lines which divide the globe into two equal parts, are called the *great circles*; these are the ecliptic and the equator. Those dividing the Earth into smaller parts are called the *lesser circles*; these are the lines dividing the tropics from the temperate zones, and the temperate zones from the frigid zones, &c.

842. HORIZON.—The horizon is distinguished into the *sensible* and *rational*. The sensible horizon is that portion of the surface of the Earth which bounds our vision, or the circle around us, where the sky seems to meet the Earth. When the Sun rises, he appears above the sensible horizon,

---

What is the ecliptic? What are the meridian lines? On what part of the Earth is the torrid zone? How are the north and south temperate zones bounded? Where are the frigid zones? Which are the great, and which the lesser circles of the Earth? How is the sensible horizon distinguished from the rational?

and when he sets, he sinks below it. The rational horizon is an imaginary line passing through the centre of the Earth, and dividing it into two equal parts.

843 *Direction of the Ecliptic.*—The ecliptic, (758) we have already seen, is divided into 360 equal parts, called degrees. All circles, however large or small, are divided into degrees, minutes, and seconds, in the same manner as the ecliptic.

844. The *axis* of the ecliptic is an imaginary line passing through its centre and perpendicular to its plane. The extremities of this perpendicular line, are called the *poles* of the ecliptic.

If the ecliptic, or great plane of the Earth's orbit, be considered on the horizon, or parallel with it, and the line of the Earth's axis be inclined to the axis of this plane, or the axis of the ecliptic, at an angle of  $23\frac{1}{2}$  degrees, it will represent the relative positions of the orbit, and the axis of the Earth.

These positions are, however, merely relative, for if the position of the Earth's axis be represented perpendicular to the equator, as A B, fig. 213, then the ecliptic will cross this plane obliquely, as in that figure. But when the Earth's orbit is considered as having no inclination, its axis of course will have an inclination to the axis of the ecliptic, of  $23\frac{1}{2}$  degrees.

As the orbits of all the other planets are inclined to the ecliptic, perhaps it is the most natural and convenient method to consider this as a horizontal plane, with the equator inclined to it, instead of considering the equator on the plane of the horizon, as is sometimes done.

845. *INCLINATION OF THE EARTH'S AXIS.*—The inclination of the Earth's axis to the axis of its orbit never varies, but always makes an angle with it of  $23\frac{1}{2}$  degrees, as it moves round the Sun. The axis of the Earth is therefore always parallel with itself. That is, if a line be drawn through the centre of the Earth, in the direction of its axis, and extended north and south, beyond the Earth's diameter, the line so produced will always be parallel to the same line, or any number of lines, so drawn, when the Earth is in different parts of its orbit.

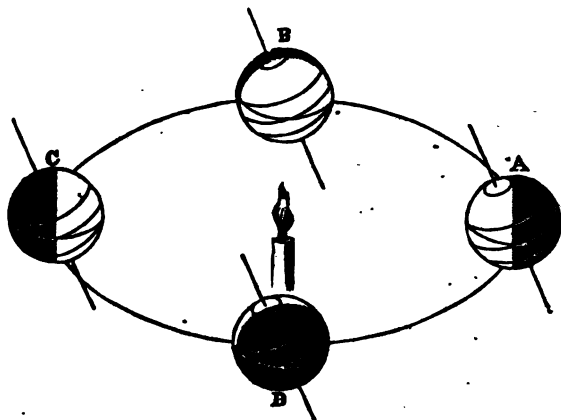
---

How are circles divided? What is the axis of the ecliptic? What are the poles of the ecliptic? How many degrees is the axis of the Earth inclined to that of the ecliptic? What is said concerning the relative positions of the Earth's axis and the plane of the ecliptic? Are the orbits of the other planets parallel to the Earth's orbit, or inclined to it? What is meant by the Earth's axis being parallel to itself?



846. Suppose a rod to be fixed into the flat surface of a table, and so inclined as to make an angle with a perpendicular from the table of  $23\frac{1}{2}$  degrees. Let this rod represent the axis of the Earth, and the surface of the table, the ecliptic. Now place on the table a lamp, and round the lamp hold a wire circle three or four feet in diameter, so that it shall be parallel with the plane of the table, and as high above it as the flame of the lamp. Having prepared a small terrestrial globe, by passing a wire through it for an axis, and letting it project a few inches each way, for the poles, take hold of the north pole, and carry it round the circle with the poles constantly parallel to the rod rising above the table. The rod being inclined  $23\frac{1}{2}$  degrees from a perpendicular, the poles and axis will be inclined in the same degree, and thus the axis of the earth will be inclined to that of the ecliptic every where in the same degree, and lines drawn in the direction of the Earth's axis will be parallel to each other in any part of its orbit.

Fig. 214.



This will be understood by fig. 214, where it will be seen, that the poles of the Earth, in the several positions of A, B, C, and D, being equally inclined, are parallel to each other. Supposing the lamp to represent the Sun, and the wire circle the Earth's orbit, the actual position of the Earth, during its

---


How does it appear by fig. 214, that the axis of the Earth is parallel to itself, in all parts of its orbit? How are the annual and diurnal revolutions of the Earth illustrated by fig. 214.

annual revolution around the Sun, will be comprehended, and if the globe be turned on its axis, while passing round the lamp, the diurnal or daily revolution of the Earth will also be represented.

#### DAY AND NIGHT.

847. Were the direction of the Earth's axis perpendicular to the plane of its orbit, the days and nights would be of equal length all the year, for then just one half of the Earth, from pole to pole, would be enlightened, and at the same time the other half would be in darkness.

Fig. 215.



Suppose the line  $so$ , fig. 215, from the Sun to the Earth to be the plane of the Earth's orbit, and that  $ns$  is the axis of the Earth perpendicular to it, then it is obvious, that exactly the same points on the Earth would constantly pass through the alternate vicissitudes of day and night; for all who live on the meridian line between  $n$  and  $s$ , which line crosses the equator at  $o$ , would see the Sun at the same time, and consequently, as the Earth revolves, would pass into the dark hemisphere at the same time. Hence in all parts of the globe, the days and nights would be of equal length, at any given place.

848. Now it is the inclination of the Earth's axis, as above described, which causes the lengths of the days and nights to differ at the same place at different seasons of the year, for on reviewing the position of the globe at  $A$ , fig 214, it will be observed that the line formed by the enlightened and dark hemispheres, does not coincide with the line of the axis and poles, as in fig. 215, but that the line formed by the darkness and the light, extends obliquely across the line of the Earth's axis, so that the north pole is in the light, while

---

Explain, by fig. 215, why the days and nights would every where be equal, were the axis of the Earth perpendicular to the plane of his orbit? What is the cause of the unequal lengths of the days and nights in different parts of the world?

the south is in the dark. In the position A, therefore, an observer at the north pole would see the Sun constantly, while another at the south pole would not see it at all. Hence those living in the north temperate zone, at the season of the year when the Earth is at A, or in the Summer, would have long days and short nights, in proportion as they approached the polar circle; while those who live in the south temperate zone, at the same time, and when it would be Winter there, would have long nights and short days in the same proportion.

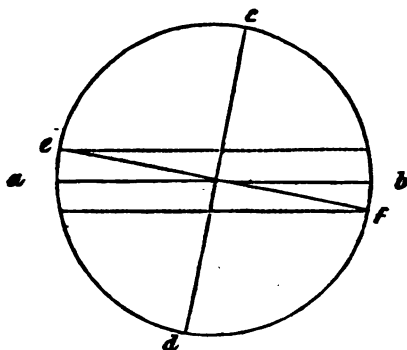
#### SEASONS OF THE YEAR.

849. *The vicissitudes of the seasons are caused by the annual revolution of the Earth around the Sun, together with the inclination of its axis to the plane of its orbit.*

It has already been explained, that the ecliptic is the plane of the Earth's orbit, and is supposed to be placed on a level with the Earth's horizon, and hence, that this plane is considered the standard, by which the inclination of the lines crossing the Earth, and the obliquity of the orbits of the other planets, are to be estimated.

850. The equinoctial line, or the great circle passing round the middle of the Earth, is inclined to the ecliptic, as well as the line of the Earth's axis, and hence in passing round the Sun, the equinoctial line intersects, or crosses the ecliptic in two places, opposite to each other.

Fig. 216.



Suppose *a b*, fig. 216, to be the ecliptic, *e f*, the equator, and *c d*, the Earth's axis. The ecliptic and equator are supposed to be seen edgewise, so as to appear like lines instead of circles. Now it will be understood by the figure that the inclination of the equator to the ecliptic, (or the Sun's

---

What are the causes which produce the seasons of the year? In what position is the equator, with respect to the ecliptic?

apparent annual path through the heavens,) will cause these lines, namely, the line of the equator and the line of the ecliptic, to cut, or cross each other, as the Sun makes his apparent annual revolution, and that this intersection will happen twice in the year, when the Earth is in the two opposite points of her orbit.

These periods are on the 21st of March, and the 21st of September, in each year, and the points at which the Sun is seen at these times, are called the *equinoctial* points. That which happens in September is called the *autumnal* equinox, and that which happens in March, the *vernal* equinox. At these seasons, the Sun rises at 6 o'clock and sets at 6 o'clock, and the days and nights are equal in length, in every part of the globe.

851. *The Solstices*.—The solstices are the points where the ecliptic and the equator are at the greatest distance from each other. The Earth, in its yearly revolution, passes through each of these points. One is called the *Summer*, and the other the *Winter* solstice. The Sun is said to enter the Summer solstice on the 21st of June; and at this time, in our hemisphere, the days are longest, and the nights shortest. On the 21st of December, he enters his Winter solstice, when the length of the days and nights are reversed from what they were in June before, the days being shortest, and the nights longest.

Having learned these explanations, the student will be able to understand in what order the seasons succeed each other, and the reason why such changes are the effect of the Earth's revolution.

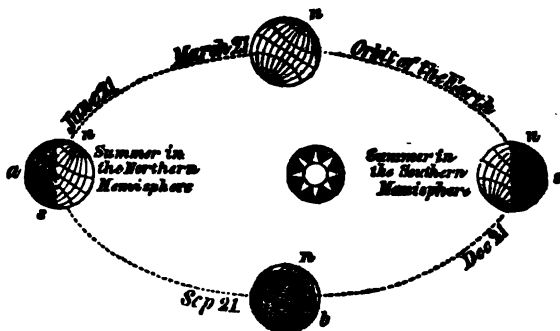
852. *Revolutions of the Earth*.—Suppose the Earth, fig. 217, to be in her Summer solstice, which takes place on the 21st of June. At this period she will be at *a*, having her north pole, *n*, so inclined towards the Sun, that the whole arctic circle will be illuminated, and consequently the Sun's rays will extend  $23\frac{1}{2}$  degrees, the breadth of the polar circle, beyond the north pole. The diurnal revolution, therefore, when the Earth is at *a*, causes no succession of day and night at the pole, since the whole frigid zone is within the reach of his rays. The people who live within the arctic circle will,

---

At what times in the year do the line of the ecliptic and that of the equinox intersect each other? What are these points of intersection called? Which is the autumnal, and which the vernal equinox? At what time does the Sun rise and set, when he is in the equinoxes? What are the solstices? When the Sun enters the Summer solstice, what is said of the length of the days and nights? When does the Sun enter the Winter solstice, and what is the proportion between the length of the days and nights? At what season of the year is the whole arctic circle illuminated?

consequently, at this time, enjoy perpetual day. During this period, just the same proportion of the Earth that is enlight-

Fig. 217.



ened in the northern hemisphere, will be in total darkness in the opposite region of the southern hemisphere; so that while the people of the north are blessed with perpetual day, those of the south are groping in perpetual night. Those who live near the arctic circle in the north temperate zone, will during the Winter, come, for a few hours, within the regions of night, by the Earth's diurnal revolution; and the greater the distance from the circle, the longer will be their nights, and the shorter their days. Hence, at this season, the days will be longer than the nights everywhere between the equator and the arctic circle. At the equator, the days and nights will be equal, and between the equator and the south polar circle, the nights will be longer than the days, in the same proportion as the days are longer than the nights, from the equator to the arctic circle.

*Autumnal Equinox.*—As the Earth moves round the Sun, the line which divides the darkness and the light, gradually approaches the poles, till having performed one quarter of her yearly journey from the point *a*, she comes to *b*, about the 21st of September. At this time, the boundary of light and

---

At what season is the whole antarctic circle in the dark? While the people near the north pole enjoy perpetual day, what is the situation of those near the south pole? At what season will the days be longer than the nights everywhere between the equator and the arctic circle? At what season will the nights be longer than the days in the southern hemisphere? When will the days and nights be equal in all parts of the Earth?

darkness passes through the poles, dividing the Earth equally from east to west; and thus in every part of the world, the days and nights are of equal length, the Sun being 12 hours alternately above and below the horizon. In this position of the Earth, the Sun is said to be in the *autumnal equinox*.

In the progress of the Earth from *b* to *s*, the light of the Sun gradually reaches a little more of the antarctic circle. The days, therefore, in the northern hemisphere, grow shorter at every diurnal revolution, until the 21st of December, when the whole arctic circle is involved in total darkness. And now, the same places which enjoyed constant day in the June before, are involved in perpetual night. At this time, the Sun, to those who live in the northern hemisphere, is said to be in his *Winter solstice*; and then the Winter nights are just as long as were the Summer days, and the Winter days as long as the Summer nights.

*Vernal Equinox*.—When the Earth has gone another quarter of her annual journey, and has come to the point of her orbit opposite to where she was on the 21st of September, which happens on the 21st of March, the line dividing the light from the darkness again passes through both poles. In this position of the Earth with respect to the Sun, the days and nights are again equal all over the world, and the Sun is said to be in his *vernal equinox*.

From the vernal equinox, as the Earth advances, the northern hemisphere enjoys more and more light, while the southern falls into the region of darkness, in proportion, so that the days north of the equator increase in length, until the 21st of June, at which time the Sun is again longest above the horizon, and the shortest time below it.

853. Thus the apparent motion of the Sun from east to west, is caused by the real motion of the Earth from west to east. If the Earth is in any point of its orbit, the Sun will always seem in the opposite point in the heavens. When the Earth moves one degree to the west, the Sun seems to move the same distance to the east; and when the Earth has completed one revolution in its orbit, the Sun appears to have completed a revolution through the heavens. Hence it follows, that the ecliptic, or the apparent path of the Sun

---

At what season of the year is the whole arctic circle involved in darkness? When are the days and nights equal all over the world? When is the Sun in the vernal equinox? What is the cause of the apparent motion of the Sun from east to west? What is the apparent path of the Sun, but the real path of the Earth?

through the heavens, is the real path of the Earth round the Sun.

854. *Sun shines on 180 degrees of the Earth.*—It will be observed by a careful perusal of the above explanation of the seasons, and a close inspection of the figure by which it is illustrated, that the Sun constantly shines on a portion of the Earth equal to 90 degrees north, and 90 degrees south, from his place in the heavens, and consequently, that he always enlightens 180 degrees, or one half of the Earth. If, therefore, the axis of the Earth were perpendicular to the plane of its orbit, the days and nights would every where be equal, for as the Earth performs its diurnal revolutions, there would be 12 hours day, and 12 hours night. But since the inclination of its axis is  $23\frac{1}{2}$  degrees, the light of the Sun is thrown  $23\frac{1}{2}$  degrees beyond the north pole; that is, it enlightens the Earth  $23\frac{1}{2}$  degrees further in that direction, when the north pole is turned towards the Sun, than it would, had the Earth's axis no inclination. Now, as the Sun's light reaches only 90 degrees north or south of his place in the heavens, so when the arctic circle is enlightened, the antarctic circle must be in the dark; for if the light reaches  $23\frac{1}{2}$  degrees beyond the north pole, it must fall  $23\frac{1}{2}$  degrees short of the south pole.

855. As the Earth travels round the Sun, in his yearly circuit, this inclination of the poles is alternately towards and from him. During our Winter, the north polar region is thrown beyond the rays of the Sun, while a corresponding portion around the south pole enjoys the Sun's light. And thus, at the poles, there are alternately six months of darkness and Winter, and six months of sunshine and Summer. While we, in the northern hemisphere, are chilled by the cold blasts of Winter, the inhabitants of the southern hemisphere are enjoying all the delights of Summer; and while we are scorched by the rays of a vertical Sun in June and July, our southern neighbors are shivering with the rigors of mid-Winter.

At the equator, no such changes take place. The rays of the Sun, as the Earth passes round him, are vertical twice a year at every place between the tropics. Hence, at the

---

Had the Earth's axis no inclination, why would the days and nights always be equal? How many degrees does the Sun's light reach, north and south of him, on the Earth? During our Winter, is the north pole turned to or from the Sun? At the poles, how many days and nights are there in the year? When it is Winter in the northern hemisphere, what is the season in the southern hemisphere?

equator, there are two Summers and no Winter, and as the Sun there constantly shines on the same half of the Earth in succession, the days and nights are always equal, there being 12 hours of light and 12 of darkness.

856. **VELOCITY OF THE EARTH.**—The motion of the Earth round the Sun, is at the rate of 68,000 miles in an hour, while its motion on its own axis, at the equator, is at the rate of about 1,042 miles in the hour. The equator, being that part of the Earth most distant from its axis, the motion there is more rapid than towards the poles, in proportion to its greater distance from the axis of motion. See fig. 14. (184.)

857. The method of ascertaining the velocity of the Earth's motion, both in its orbit and round its axis, is simple, and easily understood; for by knowing the diameter of the Earth's orbit, its circumference is readily found, and as we know how long it takes the Earth to perform her yearly circuit, we have only to calculate what part of her journey she goes through in an hour. By the same principle, the hourly rotation of the Earth is as readily ascertained.

We are insensible to these motions, because not only the Earth, but the atmosphere, and all terrestrial things, partake of the same motion, and there is no change in the relation of objects in consequence of it. If we look out at the window of a steamboat, when it is in motion, the boat will seem to stand still, while the trees and rocks on the shore appear to pass rapidly by us. This deception arises from our not having any object with which to compare this motion, when shut up in the boat; for then every object around us keeps the same relative position. And so in respect to the motion of the Earth, having nothing with which to compare its movement, except the heavenly bodies, when the Earth moves in one direction, these objects appear to move in the contrary direction.

#### CAUSES OF THE HEAT AND COLD OF THE SEASONS.

858. We have seen that the Earth revolves round the Sun in an elliptical orbit, of which the Sun is one of the foci, and consequently that the Earth is nearer him, in one part of her orbit than in another. From the great difference we

---

At what rate does the Earth move around the Sun? How fast does it move around its axis at the equator? How is the velocity of the Earth ascertained? Why are we insensible of the Earth's motion?



experience between the heat of Summer and that of Winter, we should be led to suppose that the Earth must be much nearer the Sun in the hot season than in the cold. But when we come to inquire into this subject, and to ascertain the distance of the Sun at different seasons of the year, we find that the great source of heat and light is nearest us during the cold of Winter, and at the greatest distance during the heat of Summer.

859. It has been explained, under the article *Optics*, (702,) that the angle of vision depends on the distance at which a body of given dimensions is seen. Now, on measuring the angular dimension of the Sun, with accurate instruments, at different seasons of the year, it has been found that his dimensions increase and diminish, and that these variations correspond exactly with the supposition that the Earth moves in an elliptical orbit. If, for instance, his apparent diameter be taken in March, and then again in July, it will be found to have diminished, which diminution is only to be accounted for, by supposing that he is at a greater distance from the observer in July than in March. From July, his angular diameter gradually increases, till January, when it again diminishes, and continues to diminish, until July. By many observations, it is found, that the greatest apparent diameter of the Sun, and therefore his least distance from us, is in January, and his least diameter, and therefore his greatest distance, is in July. The actual difference is about three millions of miles, the Sun being that distance further from the Earth in July than in January. This, however, is only about one-sixtieth of his mean distance from us, and the difference we should experience in his heat, in consequence of this difference of distance, will therefore be very small. Perhaps the effect of his proximity to the Earth may diminish, in some small degree, the severity of Winter.

860. The heat of Summer, and the cold of Winter, must therefore arise from the difference in the meridian altitude of the Sun, and in the time of his continuance above the horizon. In Summer, the solar rays fall on the Earth, in nearly a perpendicular direction, and his powerful heat is then constantly

---

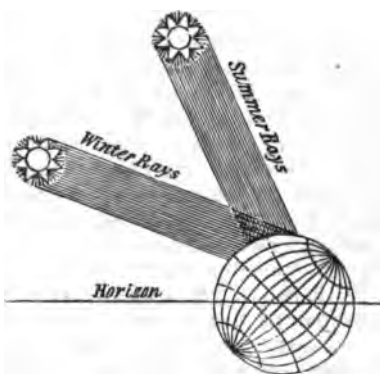
At what season of the year is the Sun at the greatest, and at what season the least distance, from the Earth? How is it ascertained that the Earth moves in an elliptical orbit, by the appearance of the Sun? When does the Sun appear under the greatest apparent diameter, and when under the least? How much farther is the Sun from us in July than in January? What effect does his difference produce on the Earth? How is the heat of Summer, and the cold of Winter, accounted for?

accumulated by the long days and short nights of the season. In Winter, on the contrary, the solar rays fall so obliquely on the Earth, as to produce little warmth, and the small effect they do produce during the short days of that season, is almost entirely destroyed by the long nights which succeed. The difference between the effects of perpendicular and oblique rays, seems to depend, in a great measure, on the different extent of surface over which they are spread. When the rays of the Sun are made to pass through a convex lens, the heat is increased, because the number of rays which naturally covered a large surface, are then made to cover a smaller one, so that the power of the glass depends on the number of rays thus brought to a focus. If, on the contrary, the rays of the Sun are suffered to pass through a concave lens, their natural heating power is diminished, because they are dispersed, or spread over a wider surface than before.

861. *Summer and Winter Rays.*—Now to apply these different effects to the Summer and Winter rays of the Sun, let us suppose that the rays falling perpendicularly on a given extent of surface, impart to it a certain degree of heat, then it is obvious, that if the same number of rays be spread over twice that extent of surface, their heating power would be diminished in proportion, and that only half the heat would be imparted. This is the effect produced by the Sun's rays in the Winter. They fall so obliquely on the Earth, as to occupy nearly double the space that the same number of rays do in the Summer.

This is illustrated by fig. 218, where the number of rays, both in Winter and Summer, are supposed to be the same.

Fig. 218.



Why do the perpendicular rays of Summer produce greater effects than the oblique rays of Winter? How is this illustrated by the convex and concave lenses? How is the actual difference of the Summer and Winter rays shown?

But, it will be observed, that the Winter rays, owing to their oblique direction, are spread over nearly twice as much surface as those of Summer.

862. It may, however, be remarked, that the hottest season is not usually at the exact time of the year, when the Sun is most vertical, and the days the longest, as is the case towards the end of June, but some time afterwards, as in July and August.

To account for this, it must be remembered, that when the Sun is nearly vertical, the Earth accumulates more heat by day than it gives out at night, and that this accumulation continues to increase after the days begin to shorten, and, consequently, the greatest elevation of temperature is some time after the longest days. For the same reason, the thermometer generally indicates the greatest degree of heat at two or three o'clock on each day, and not at twelve o'clock, when the Sun's rays are most powerful.

#### FIGURE OF THE EARTH.

863. Astronomers have proved that all the planets, together with their satellites, have the shape of the sphere, or globe, and hence, by analogy, there was every reason to suppose, that the Earth would be found of the same shape; and several phenomena tend to prove, beyond all doubt, that this is its form. The figure of the Earth is not, however, exactly that of a globe, or ball, because its diameter is about 34 miles less from pole to pole, than it is at the equator. But that its general figure is that of a sphere, or ball, is proved by many circumstances.


864. When one is at sea, or standing on the sea-shore, the first part of a ship seen at a distance, is its mast. As the vessel advances, the mast rises higher and higher above the horizon, and finally the hull, and whole ship, become visible. Now, were the Earth's surface an exact plane, no such appearance would take place, for we should then see the hull long before the mast or rigging, because it is much the largest object.

It will be plain by fig. 219, that were the ship, *a*, elevated so that the hull should be on a horizontal line with the eye, the whole ship would be visible, instead of the topmast, there

---

Why is not the hottest season of the year at the period when the days are longest, and the Sun most vertical? What is the general figure of the Earth? How much less is the diameter of the Earth at the poles than at the equator? How is the convexity of the Earth proved, by the approach of a ship at sea?

Fig. 219.



being no reason, except the convexity of the earth, why the whole ship should not be visible at *a*, as well as at *b*.

We know, for the same reason, that in passing over a hill, the tops of the trees are seen, before we can discover the ground on which they stand; and that when a man approaches from the opposite side of a hill, his head is seen before his feet.

It is a well known fact also, that navigators have set out from a particular port, and by sailing continually westward, have passed around the Earth, and again reached the port from which they sailed. This could never happen, were the Earth an extended plain, since then the longer the navigator sailed in one direction, the further he would be from home.

Another proof of the spheroidal form of the Earth, is the figure of its shadow on the Moon, during eclipses, which shadow is always bounded by a circular line.

These circumstances prove beyond all doubt, that the form of the Earth is globular, but that it is not an exact sphere; and that it is depressed or flattened at the poles, is shown by the difference in the lengths of pendulums vibrating seconds at the poles, and at the equator.

865. *Figure shown by the Pendulum.*—Under the article *pendulum*, it was shown that its vibrations depend on the attraction of gravitation, and that as the centre of the Earth is the centre of this attraction, so the nearer this instrument is carried to that point, the stronger will be the attraction, and consequently the more frequent its vibrations.

From a great number of experiments, it has been found that a pendulum, which vibrates seconds at the equator, has its number of vibrations increased, when it is carried towards

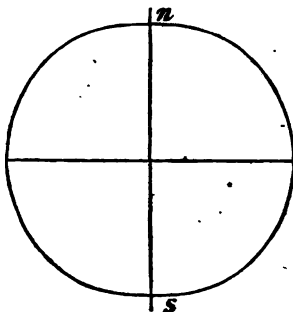
---

Explain fig. 219. What other proofs of the globular shape of the Earth are mentioned? How is it proved by the vibrations of the pendulum, that the Earth is flattened at the poles?

the poles; and as its number of vibrations depends upon its length, a clock which keeps accurate time at the equator, must have its pendulum lengthened at the poles. And so, on the contrary, a clock going correctly at, or near the poles, must have its pendulum shortened, to keep exact time at the equator. Hence the force of gravity is greatest at the poles, and least at the equator.

The manner in which the figure of the Earth differs from that of a sphere, is represented by fig. 220, where *n* is the north pole, and *s* the south pole, the line from one of these points to the other, being the axis of the Earth, and the line crossing this, the equator. It will be seen by this figure, that the surface of the Earth at the poles, is nearer its centre, than the surface

Fig. 220.



at the equator. The actual difference between the polar and equatorial diameters is in the proportion of 300 to 301. The Earth is therefore called an *oblate spheroid*, the word *oblate* signifying the reverse of *oblong*, or shorter in one direction than in another.

866. The compression of the Earth at the poles, and the consequent accumulation of matter at the equator, is probably the effect of its diurnal revolution, while it was in a soft or plastic state. If a ball of soft clay, or putty, be made to revolve rapidly, by means of a stick passed through its centre, as an axis, it will swell out in the middle, or equator, and be depressed at the poles, assuming the precise figure of the Earth. This figure is the natural and obvious consequence of the centrifugal force, which operates to throw the matter off, in proportion to its distance from the axis of motion, and the rapidity with which the ball is made to revolve. The parts about the equator would therefore tend to fly off, and leave the other parts, in consequence of the centrifugal force, while those about the poles, being near the centre of motion,

---

In what proportion is the polar less than the equatorial diameter? What is the Earth called in reference to this figure? How is it supposed that it came to have this form? How is the form of the Earth illustrated by experiment? Explain the reason why a plastic ball will swell at the equator, when made to revolve?

would receive a much smaller impulse. Consequently, the ball would swell, or bulge out at the equator, which would produce a corresponding depression at the poles.

867. The weight of a body at the poles is found to be greater than at the equator, not only because the poles are nearer the centre of the Earth than the equator, but because the centrifugal force there tends to lessen its gravity. The wheels of machines, which revolve with the greatest rapidity, are made in the strongest manner, otherwise they will fly in pieces, the centrifugal force not only overcoming the gravity, but the cohesion of their parts.

868. It has been found, by calculation, that if the Earth turned over once in 84 minutes and 43 seconds, the centrifugal force at the equator would be equal to the power of gravity there, and that bodies would entirely lose their weight. If the Earth revolved more rapidly than this, all the buildings, rocks, mountains, and men, at the equator, would not only lose their weight, but would fly away, and leave the Earth.

#### SOLAR AND SIDERIAL TIME.

869. The stars appear to go round the Earth in 23 hours, 56 minutes, and 4 seconds, while the Sun appears to perform the same revolution in 24 hours, so that the stars gain 3 minutes and 56 seconds upon the Sun every day. In a year, this amounts to a day, or to the time taken by the Earth to perform one diurnal revolution. It therefore happens, that when time is measured by the stars, there are 366 days in the year, or 366 diurnal revolutions of the Earth; while, if measured by the Sun from one meridian to another, there are only 365 whole days in the year. The former are called the *sidereal*, and the latter *solar* days.

To account for this difference, we must remember that the Earth, while she performs her daily revolutions, is constantly advancing in her orbit, and that, therefore, at 12 o'clock to-day she is not precisely at the same place in respect to the Sun, that she was at 12 o'clock yesterday, or will be to-morrow. But the fixed stars are at such an amazing distance

---

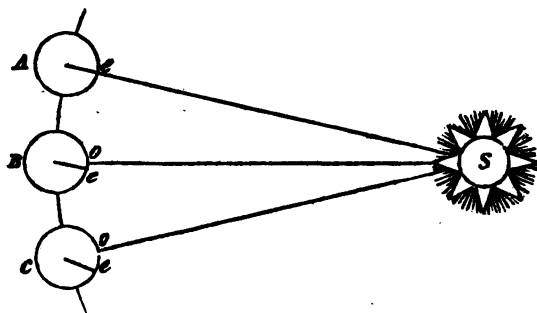
What two causes render the weights of bodies less at the equator than at the poles? What would be the consequence on the weights of bodies at the equator, did the Earth turn over once in 84 minutes and 43 seconds? The stars appear to move round the Earth in less time than the Sun; what does the difference amount to in a year? What is the year measured by a star called? What is that measured by the Sun called? How is the difference in time between the solar and sidereal year accounted for?

from us, that the Earth's orbit, in respect to them, is but a point; and, therefore, as the Earth's diurnal motion is perfectly uniform, she revolves from any given star to the same star again in exactly the same period of absolute time. The orbit of the Earth, were it a solid mass, instead of an imaginary circle, would have no appreciable length or breadth, when seen from a fixed star, and therefore, whether the Earth performed her diurnal revolutions at a particular station, or while passing round in her orbit, would make no appreciable difference with respect to the star. Hence the same star, at every complete daily revolution of the Earth, appears precisely in the same direction at all seasons of the year. The Moon, for instance, would appear at exactly the same point, to a person who walks round a circle of a hundred yards, in diameter, and for the same reason a star appears in the same direction from all parts of the Earth's orbit, though 190 millions of miles in diameter.

870. If the Earth had only a diurnal motion, her revolution, in respect to the Sun, would coincide exactly with the same revolution in respect to the stars; but while she is making one revolution on her axis towards the east, she advances in the same direction about one degree in her orbit, so that to bring the same meridian towards the Sun, she must make a little more than one entire revolution.

To make this plain, suppose the Sun, *s*, fig. 221, to be exactly on a meridian line marked *e*, on the Earth *A*, on a given day. On the next day, the Earth, instead of being at *A*, as on the day before, advances in its orbit to *B*, and in

Fig 221.




---

The Earth's orbit is but a point, in reference to a star; how is this illustrated?

the mean time having completed her revolution, in respect to a star, the same meridian line is not brought under the Sun, as on the day before, but falls short of it, as at *e*, so that the Earth has to perform more than a revolution, by the distance from *e* to *o*, in order to bring the same meridian again under the Sun. So on the next day, when the Earth is at *C*, she must again complete more than two revolutions, since leaving *A*, by the space from *e* to *o*, before it will again be noon at *e*.

871. Thus, it is obvious, that the Earth must complete one revolution, and a portion of a second revolution, equal to the space she has advanced in her orbit, in order to bring the same meridian back again to the Sun. This small portion of a second revolution amounts daily to the 365th part of her circumference, and therefore, at the end of the year, to one entire rotation, and hence in 365 days, the Earth actually turns on her axis 366 times. Thus, as one complete rotation forms a sidereal day, there must, in the year, be one sidereal, more than there are solar days, one rotation of the Earth, with respect to the Sun, being lost, by the Earth's yearly revolution. The same loss of a day happens to a traveller, who, in passing round the Earth towards the west, reckons his time by the rising and setting of the Sun. If he passes round towards the east, he will gain a day for the same reason.

#### EQUATION OF TIME.

872. As the motion of the Earth about its axis is perfectly uniform, the sidereal days, as we have already seen, are exactly of the same length, in all parts of the year. But as the orbit of the Earth, or the apparent path of the Sun, is inclined to the Earth's axis, and as the Earth moves with different velocities in different parts of its orbit, the solar, or natural days, are sometimes greater and sometimes less than 24 hours, as shown by an accurate clock. The consequence is, that a true sun-dial, or noon mark, and a true time piece, agree with each other only a few times in a year. The difference between the sun-dial and clock, thus shown, is called the *equation of time*.

The difference between the Sun and a well regulated

---

Had the Earth only a diurnal revolution, would the sidereal and solar time agree? Show by fig. 221, how sidereal differs from solar time? Why does not the Earth turn the same meridian to the Sun at the same time every day? How many times does the Earth turn on her axis in a year? Why does she turn more times than there are days in the year? Why are the solar days sometimes greater, and sometimes less, than 24 hours?



clock, thus arises from two causes, the inclination of the Earth's axis to the ecliptic, and the elliptical form of the Earth's orbit.

873. That the Earth moves in an ellipse, and that its motion is more rapid sometimes than at others, as well as that the Earth's axis is inclined to the ecliptic, have already been explained and illustrated. It remains, therefore, to show how these two combined causes, the elliptical form of the orbit, and the inclination of the axis, produce the disagreement between the Sun and clock. In this explanation, we must consider the Sun as moving around the ecliptic, while the Earth revolves on her axis.

874. *Mean Time.*—*Equal*, or *mean* time, is that which is reckoned by a clock, supposed to indicate exactly 24 hours, from 12 o'clock on one day, to 12 o'clock on the next day. *Apparent time*, is that which is measured by the apparent motion of the Sun in the heavens, as indicated by a meridian line, or sun-dial.

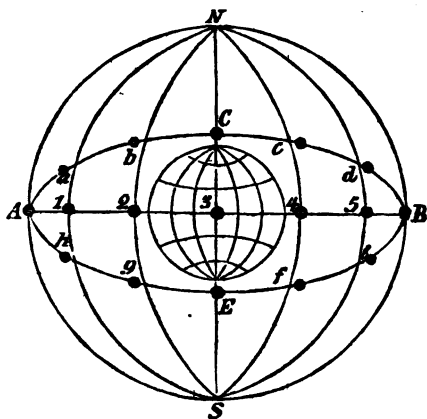
875. Were the Earth's orbit a perfect circle, fig. 222, and her axis perpendicular to the plane of this orbit, the days would be of a uniform length, and there would be no difference between the clock and the Sun; both would indicate 12 o'clock at the same time, on every day in the year. But on account of the inclination of the Earth's axis to the ecliptic, unequal portions of the Sun's apparent path through the heavens will pass any meridian in equal times. This may be readily explained to the pupil, by means of an artificial globe; but perhaps it will be understood by the following diagram.

Let  $A N B S$ , fig. 222, be the concave of the heavens, in the centre of which is the Earth. Let the line  $A B$ , be the equator, extending through the Earth and the heavens, and let  $A, a, b, C, c$ , and  $d$ , be the ecliptic, or the apparent path of the Sun through the heavens. Also, let  $A, 1, 2, 3, 4, 5$ , be equal distances on the equator, and  $A, a, b, C, c$ , and  $d$ , equal portions of the ecliptic, corresponding with  $A, 1, 2, 3, 4$ , and  $5$ . Now we will suppose, that there are two suns, namely, a false, and a real one; that the false one passes through the celestial equator, which is only an extension of the Earth's equator to the heavens; while the real Sun has

---

What is the difference between the time of a sun-dial and a clock called? What are the causes of the difference between the Sun and clock? In explaining equation of time, what motion is considered as belonging to the Sun, and what motion to the Earth? What is equal, or mean time? What is apparent time?

Fig. 222.



an apparent revolution through the ecliptic; and that they both start from the point A, at the same instant. The false Sun is supposed to pass through the celestial equator in the same time that the real one passes through the ecliptic, but not through the same meridians at the same time, so that the false Sun arrives at the

points 1, 2, 3, 4, and 5, at the time when the real Sun arrives at the points a, b, C, and c. When the two suns were at A, the starting point, they were both on the same meridian, but when the fictitious Sun comes to 1, and the real Sun to a, they are not in the same meridian, but the real Sun is westward of the fictitious one, the real Sun being at a while the false Sun is on the meridian 1, consequently, as the Earth turns on its axis from west to east, any particular place will come under the Sun's real meridian, sooner than under the fictitious Sun's meridian; that is, it will be 12 o'clock by the true Sun, before it is 12 o'clock by the false Sun, or by a true clock; but were the true Sun in place of the false one, the Sun and clock would agree. While the true Sun is passing through that quarter of its orbit, from a to C, and the fictitious Sun from 1 to 3, it will always be noon by the true Sun before it is noon by the false Sun, and during this period, the Sun will be *faster* than the clock.

When the true Sun arrives at C, and the false one at 3, they are both on the same meridian, and the Sun and clock agree. But while the real Sun is passing from C to B, and

---

In fig. 222, which is the celestial equator, and which the ecliptic? Through which of these circles does the false, and through which does the true Sun pass? When the real Sun arrives to a, and the false one to 1, are they both on the same meridian? Which is then most westward? When the two suns are at 1, and a, why will any meridian come first under the real Sun? Were the true Sun in place of the false one, why would the Sun and clock agree?

the false one from 3 to B, any meridian comes later under the true Sun than it does under the false, and then it is noon by the Sun after it is noon by the clock, and the Sun is then said to be *slower* than the clock. At B, both suns are again on the same meridian, and then again the Sun and clock agree.

We have thus followed the real Sun through one half of his *true apparent* place in the heavens, and the false one through half the celestial equator, and have seen that the two suns, since leaving the point A, have been only twice on the same meridian at the same time. It has been supposed that the two suns passed through equal arcs, in equal times, the real Sun through the ecliptic, and the false one through the equator. The place of the false Sun may be considered as representing the place where the real Sun would be, in case the Earth's axis had no inclination, and consequently it agrees with the clock every 24 hours. But the true Sun, as he passes round in the ecliptic, comes to the same meridian, sometimes sooner, and sometimes later, and in passing around the other half of the ecliptic, or in the other half year, the same variations succeed each other.

*Fast and Slow o'clock.*—The two Suns are supposed to depart from the point A, on the 20th of March, at which time the Sun and clock coincide. From this time, the Sun is *faster* than the clock, until the two Suns come together at the point C, which is on the 21st of June, when the Sun and clock again agree. From this period the Sun is *slower* than the clock, until the 23d of September, and *faster* again until the 21st of December, at which time they agree as before.

We have thus seen how the inclination of the Earth's axis, and the consequent obliquity of the equator to the ecliptic, causes the Sun and clock to disagree, and on what days they would coincide, provided no other cause interfered with their agreement. But although the inclination of the Earth's axis would bring the Sun and clock together on the above-mentioned days, yet this agreement is counteracted by another cause, which is the elliptical form of the Earth's orbit, and though the Sun and clock do agree four times in the year, it is not on any of the days above-mentioned.

It has been shown by fig. 212, that the Earth moves more rapidly in one part of its orbit than in another. When it is

---

While the suns are passing from A to C, and from 1 to 3, will the Sun be faster or slower than the clock? When the two suns are at C, and 3, why will the Sun and clock agree? While the real Sun is passing from B to C, which is fastest, the clock or Sun? What does the place of the false Sun represent, in fig. 223?

nearest the Sun, which is in the Winter, its velocity is greater than when it is most remote from him, as in Summer. Were the Earth's orbit a perfect circle, the Sun and clock would coincide on the days above specified, because then the only disagreement would arise from the inclination of the Earth's axis. But since the Earth's distance from the Sun is constantly changing, her rate of velocity also changes, and she passes through unequal portions of her orbit in equal times. Hence, on some days, she passes through a greater portion of it than on others, and thus this becomes another cause of the inequality of the Sun's apparent motion.

The elliptical form of the Earth's orbit would prevent the coincidence of the Sun and clock at all times, except when the Earth is at the greatest distance from the Sun, which happens on the 1st of July, and when she is at the least distance from him, which happens on the 1st of January. As the Earth moves faster in the Winter than in the Summer, from this cause, the Sun would be faster than the clock from the 1st of July to the 1st of January, and then slower than the clock from the 1st of January to the 1st of July.

876. *When the Sun and Clock agree.*—We have now explained, separately, the two causes which prevent the coincidence of the Sun and clock. By the first cause which is the inclination of the Earth's axis, they would agree four times in the year, and by the second cause, the irregularity of the Earth's motion, they would coincide only twice in the year.

Now, these two causes counteract the effects of each other, so that the Sun and clock do not coincide on any of the days, when either cause, taken singly, would make an agreement between them. The Sun and clock, therefore, are together, only when the two causes balance each other; that is, when one cause so counteracts the other, as to make a mutual agreement between them. This effect is produced four times in the year; namely, on the 15th of April, 15th of June, 31st of August, and 24th of December. On these

---

The inclination of the Earth's axis would make the Sun and clock agree in March, and the other months above named: why then do they not actually agree at those times? Were the Earth's orbit a perfect circle, on what days would the Sun and clock agree? How does the form of the Earth's orbit interfere with the agreement of the Sun and clock on those days? At what times would the form of the Earth's orbit bring the Sun and clock to agree? The inclination of the Earth's axis would make the Sun and clock agree four times in the year, and the form of the Earth's orbit would make them agree twice in the year; now show the reason why they do not agree from these causes, on the above-mentioned days, and why they do agree on other days?

days, the Sun, and a clock keeping exact time, coincide, and on no others. The greatest difference between the Sun and clock, or between the apparent and mean time, is  $16\frac{1}{2}$  minutes, which takes place about the 1st of November.

### THE MOON.

877. While the Earth revolves round the Sun, the Moon revolves round the Earth, completing her revolution once in 27 days, 7 hours, and 43 minutes, and at the distance of 240,000 miles from the Earth. The periods of the Moon's change, that is, from new Moon to new Moon again, is 29 days, 12 hours, and 44 minutes.

878. The time of the Moon's revolution round the Earth is called her *periodical* month; and the time from change to change is called her *synodical* month. If the Earth had no annual motion, these two periods would be equal, but because the Earth goes forward in her orbit, while the Moon goes round the Earth, the Moon must go as much farther, from change to change, to make these periods equal, as the Earth goes forward during that time, which is more than the twelfth part of her orbit, there being more than twelve lunar periods in the year.

879. *Illustration by the Hands of a Watch.*—These two revolutions may be familiarly illustrated by the motions of the hour and minute hands of a watch. Let us suppose the 12 hours marked on the dial plate of a watch to represent the 12 signs of the zodiac through which the Sun seems to pass in his yearly revolution, while the hour hand of the watch represents the Sun, and the minute hand the Moon. Then, as the hour hand goes around the dial plate once in 12 hours, so the Sun apparently goes around the zodiac once in twelve months; and as the minute hand makes 12 revolutions to one of the hour hand, so the Moon makes 12 revolutions to one of the Sun. But the Moon, or minute hand, must go more than once round, from any point on the circle, where it last came in conjunction with the Sun, or hour hand, to overtake it again, since the hour hand will have moved forward of the place where it was last overtaken, and consequently the next conjunction must be forward of the place

---

On what days do the Sun and clock agree? What is the period of the Moon's revolution round the Earth? What is the period from new Moon to new Moon again? What are these two periods called? Why are not the periodical and synodical months equal? How are these two revolutions of the Moon illustrated by the two hands of a Watch?

where the last happened. During an hour, the hour hand describes the twelfth part of the circle, but the minute hand has not only to go round the whole circle in an hour, but also such a portion of it, as the hour hand has moved forward since they last met. Thus, at 12 o'clock, the hands are in conjunction; the next conjunction is 5 minutes 27 seconds past I o'clock; the next, 10 min. 54 sec. past II o'clock; the third, 16 min. 21 sec. past III; the 4th, 21 min. 49 sec. past IV; the 5th, 27 min. 10 sec. past V; the 6th, 32 min. 43 sec. past VI; the 7th, 38 min. 10 sec. past VII; the 8th, 43 min. 38 sec. past VIII; the 9th, 49 min. 5 sec. past IX; the 10th, 54 min. 32 sec. past X; and the next conjunction is at XII.

Now although the Moon passes around the Earth in 27 days 7 hours and 43 minutes, yet her change does not take place at the end of this period, because her changes are not occasioned by her revolutions alone, but by her coming periodically into the same position in respect to the Sun. At her change, she is in conjunction with the Sun, when she is not seen at all, and at this time astronomers call it *new Moon*, though generally, we say it is new Moon two days afterwards, when a small part of her face is to be seen. The reason why there is not a new Moon at the end of 27 days, will be obvious, from the motions of the hands of a watch; for we see that more than a revolution of the minute hand is required to bring it again in the same position with the hour hand, by about the twelfth part of the circle.

The same principle is true in respect to the Moon; for as the Earth advances in its orbit, it takes the Moon 2 days 5 hours and 1 minute longer to come again in conjunction with the Sun, than it does to make her monthly revolution round the Earth; and this 2 days 5 hours and 1 minute being added to 27 days 7 hours and 43 minutes, the time of the periodical revolution makes 29 days 12 hours and 44 minutes, the period of her synodical revolution.

880. *We only see one side of the Moon.*—The Moon always presents the same side, or face, towards the Earth, and hence it is evident that she turns on her axis but once, while she is performing one revolution round the Earth, so that the

---

Mention the time of several conjunctions between the two hands of a watch. Why do not the Moon's changes take place at the periods of her revolution around the Earth? How much longer does it take the Moon to come again in conjunction with the Sun, than it does to perform her periodical revolution? How is it proved that the Moon makes but one revolution on her axis, as she passes around the Earth?

inhabitants of the Moon have but one day, and one night in the course of a lunar month.

One half of the Moon is never in the dark, because when this half is not enlightened by the Sun, a strong light is reflected to her from the Earth, during the Sun's absence. The other half of the Moon enjoys alternately two weeks of the Sun's light, and two weeks of total darkness.

The Moon is a globe, like our Earth, and like the Earth, shines only by the light reflected from the Sun; therefore, while that half of her which is turned towards the Sun is enlightened, the other half is in darkness. Did the Moon shine by her own light, she would be constantly visible to us, for then, being an orb, and every part illuminated, we should see her constantly full and round, as we do the Sun.

881. *Phases of the Moon.*—One of the most interesting circumstances to us, respecting the Moon, is, the constant changes which she undergoes, in her passage around the Earth. When she first appears, a day or two after her change, we can see only a small portion of her enlightened side, which is in the form of a crescent; and at this time she is commonly called new Moon. From this period she goes on increasing, or showing more and more of her face every evening, until at last she becomes round, and her face is fully illuminated. She then begins again to decrease, by apparently losing a small section of her face, and the next evening another small section from the same part, and so on, decreasing a little every day, until she entirely disappears; and having been absent a day or two, re-appears in the form of a crescent, or new Moon, as before.

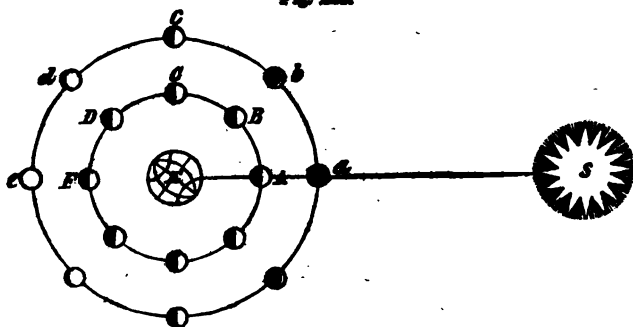
882. When the Moon disappears, she is said to be in conjunction, that is, she is in the same direction from us with the Sun. When she is full, she is said to be in *opposition*, that is, she is in that part of the heavens opposite to the Sun, as seen by us.

883. The different appearances of the Moon from *new* to *full*, and from full to *change*, are owing to her presenting different portions of her enlightened surface towards us at different times. These appearances are called *phases* of the Moon, and are easily accounted for, and understood, by the following figure.

---

One half of the Moon is never in the dark; explain why this is so. How long is the day and night at the other half? How is it shown that the Moon shines only by reflected light? When is the Moon said to be in conjunction with the Sun, and when in opposition to the Sun? What are the phases of the Moon?

Fig. 223.



Let *S*, fig. 223, be the Sun, *E* the Earth, and *A, B, C, D, E, F*, the Moon in different parts of her orbit. Now when the Moon changes, or is in conjunction with the Sun, as at *A*, her dark side is turned towards the Earth, and she is invisible, as represented at *a*. The Sun always shines on one half of the Moon, in every direction, as represented at *A* and *B*, on the inner circle; but we at the Earth can see only such portions of the enlightened half as are turned towards us. After her change, when she has moved from *A* to *B*, a small part of her illuminated side comes in sight, and she appears horned, as at *b*, and is then called the *new* Moon. When she arrives at *C*, several days afterwards, one half of her disc is visible, and she appears as at *c*, her appearance being the same in both circles. At this point she is said to be in her *first quarter*, because she has passed through a quarter of her orbit, and is 90 degrees from the place of her conjunction with the Sun. At *D*, she shows us still more of her enlightened side, and is then said to appear *gibbous* as at *d*. When she comes to *F*, her whole enlightened side is turned towards the Earth, and she appears in all the splendor of a *full* Moon. During the other half of her revolution, she daily shows less and less of her illuminated side, until she again becomes invisible by her conjunction with the Sun. Thus in passing from her conjunction *a*, to her full, *e*, the Moon appears every day to increase, while in going from her full to her conjunction again, she appears to us constantly to decrease, but as seen from the Sun, she appears always full.

Describe fig. 223, and show how the Moon passes from change to full, and from full to change. What is said concerning the phases of the Earth, as seen from the Moon?



884. *How the Earth appears at the Moon.*—The Earth, seen by the inhabitants of the Moon, exhibits the same phases that the Moon does to us, but in a contrary order. When the Moon is in her conjunction, and consequently invisible to us, the Earth appears full to the people of the Moon, and when the Moon is full to us, the Earth is dark to them.

The Earth appears thirteen times larger to the lunarians than the Moon does to us. As the Moon always keeps the same side towards the Earth, and turns on her axis only as she moves round the Earth, we never see her opposite side. Consequently the lunarians who live on the opposite side to us never see the Earth at all. To those who live on the middle of the side next to us, our Earth is always visible, and directly over head, turning on its axis nearly thirty times as rapidly as the Moon, for she turns only once in about thirty days. A lunar astronomer, who should happen to live directly opposite to that side of the Moon which is next to us, would have to travel a quarter of the circumference of the Moon, or about 1,500 miles, to see our Earth above the horizon, and if he had the curiosity to see such a glorious orb, in its full splendor over his head, he must travel 3,000 miles. But if his curiosity equalled that of the terrestrials, he would be amply compensated by beholding so glorious a nocturnal luminary, a Moon thirteen times as large as ours.

885. That the Earth shines upon the Moon, as the Moon does upon us, is proved by the fact that the outline of her whole disc may be seen, when only a part of it is enlightened by the Sun. Thus when the sky is clear, and the Moon only two or three days old, it is not uncommon to see the brilliant new Moon, with her horns enlightened by the Sun, and at the same time the old Moon faintly illuminated by reflection from the Earth. This phenomenon is sometimes called "the old Moon in the new Moon's arms."

It was a disputed point among former astronomers, whether the Moon has an atmosphere; but the more recent discoveries have decided that she has an atmosphere, though there is reason to believe that it is much less dense than ours.

886. *Surface of the Moon.*—When the Moon's surface is examined through a telescope, it is found to be wonderfully

---

When does the Earth appear full at the Moon? When is the Earth in her change, to the people of the Moon? Why do those who live on one side of the Moon never see the Earth? How is it known that the Earth shines upon the Moon, as the Moon does upon us? What is said concerning the Moon's atmosphere?

diversified, for besides the dark spots perceptible to the naked eye, there are seen extensive valleys, and long ridges of highly elevated mountains.

Some of these mountains, according to Dr. Herschel, are 4 miles high, while hollows more than 3 miles deep, and almost exactly circular, appear excavated on the plains. Astronomers have been at vast labor to enumerate, figure, and describe the mountains and spots on the surface of the Moon, so that the latitude and longitude of about 100 spots have been ascertained, and their names, shapes, and relative positions given. A still greater number of mountains have been named, and their heights and the length of their bases detailed.

887. The deep caverns, and broken appearance of the Moon's surface, long since induced astronomers to believe that such effects were produced by volcanoes, and more recent discoveries have seemed to prove that this suggestion was not without foundation. Dr. Herschel saw with his telescope, what appeared to him three volcanoes in the Moon, two of which were nearly extinct, but the third was in the actual state of eruption, throwing out fire, or other luminous matter, in vast quantities.

888. It was formerly believed that several large spots, which appeared to have plane surfaces, were seas, or lakes, and that a part of the Moon's surface was covered with water, like that of our Earth. But it has been found, on closely observing these spots, when they were in such a position as to reflect the Sun's light to the Earth, had they been water, that no such reflection took place. It has also been found, that when these spots were turned in a certain position, their surfaces appeared rough, and uneven; a certain indication that they are not water. These circumstances, together with the fact, that the Moon's surface is never obscured by mist or vapor, arising from the evaporation of water from her surface, have induced astronomers to believe, that the Moon has neither seas, lakes, or rivers, and indeed that no water exists there.

#### ECLIPSES.

889. *Every planet and satellite in the solar system is illuminated by the Sun, and hence they cast shadows in the direction*

---

How high are some of the mountains, and how deep the caverns of the Moon? What is said concerning the volcanoes of the Moon? What is supposed concerning the lakes and seas of the Moon? On what grounds is it supposed that there is no water at the Moon?

*opposite to him, just as the shadow of a man reaches from the Sun.* A shadow is nothing more than the interception of the rays of light by an opaque body. The Earth always makes a shadow, which reaches to an immense distance into open space, in the direction opposite to the Sun. When the Earth, turning on its axis, carries us out of the sphere of the Sun's light, we say it is *sunset*, and then we pass into the Earth's shadow, and night comes on. When the Earth turns half round from this point, and we again emerge out of the Earth's shadow, we say, the *sun rises*, and then day begins.

890. Now an eclipse of the Moon is nothing more than her falling into the shadow of the Earth. The Moon, having no light of her own, is thus darkened, and we say she is *eclipsed*. The shadow of the Moon also reaches to a great distance from her. We know that it reaches at least 240,000 miles, because it sometimes reaches the Earth. An eclipse of the Sun is occasioned whenever the Earth falls into the shadow of the Moon. Hence, in eclipses, whether of the Sun or Moon, the two planets and the Sun must be nearly in a straight line with respect to each other. In eclipses of the Moon, the Earth is between the Sun and Moon, and in eclipses of the Sun, the Moon is between the Earth and Sun.

891. If the Moon went around the Sun in the same plane with the Earth, that is, were the Moon's orbit on the plane of the ecliptic, there would happen an Eclipse of the Sun at every conjunction of the Sun and Moon, or at the time of every new Moon. But at these conjunctions the Moon does not come exactly between the Earth and Sun, because the orbit of the Moon is inclined to the ecliptic at an angle of  $5\frac{1}{2}$  degrees. Did the planes of the orbits of the Earth and Moon coincide, there would be an eclipse of the Moon at every full, for then the Moon would pass exactly through the Earth's shadow.

892. *Moon's Nodes.*—One half of the Moon's orbit being elevated,  $5\frac{1}{2}$  degrees above the ecliptic, the other half is depressed as much below it, and thus the Moon's orbit crosses that of the Earth in two opposite points, called the Moon's *nodes*.

What is a shadow? When do we say it is sunset, and when do we say it is sunrise? What occasions an eclipse of the Moon? What causes eclipses of the Sun? In eclipses of the Moon, what planet is between the Sun and Moon? In eclipses of the Sun, what planet is between the Sun and Earth? Why is there not an eclipse of the Sun at every conjunction of the Sun and Moon? How many degrees is the Moon's orbit inclined to that of the Earth? What are the nodes of the Moon?

As the nodes of the Moon are the points where she crosses the ecliptic, she must be half the time above, and the other half below these points. The node in which she crosses the plane of the ecliptic upward, or towards the north, is called her *ascending node*. That in which she crosses the same plane downward, or towards the south, is called her *descending node*.

The Moon's orbit, like those of the other planets, is elliptical, so that she is sometimes nearer the Earth than at others. When she is in that part of her orbit, at the greatest distance from the Earth, she is said to be in her *apogee*, and when at her least distance from the Earth, she is in her *perigee*.

893. Eclipses can only happen at the time when the Moon is at, or near, one of her nodes, for at no other time is she near the plane of the Earth's orbit; and since the Earth is always in this plane, the Moon must be at, or near it, also, in order to bring the two planets and the Sun in the same right line, without which no eclipse can happen.

894. The reason why eclipses do not happen oftener, and at regular periods, is because a node of the Moon is usually only twice, and never more than three times in the year, presented towards the Sun. The average number of total eclipses of both luminaries, in a century, is about thirty, and the average number of total and partial, in a year, about four. There may be seven eclipses in a year, including those of both luminaries, and there may be only two. When there are only two, they are both of the Sun.

When the Moon is within  $16\frac{1}{2}$  degrees of her node, at the time of her change, she is so near the ecliptic, that the Sun may be more or less eclipsed, and when she is within 12 degrees of her node, at the time of her full, the Moon will be more or less eclipsed.

895. But the Moon is more frequently within  $16\frac{1}{2}$  degrees of her node at the time of her change, than she is within 12 degrees at the time of her full, and consequently there will be a greater number of solar, than of lunar eclipses, in a course of years. Yet more lunar eclipses will be visible, at any one place on the Earth, than solar, because the Sun,

---

What is meant by the ascending and descending nodes of the Moon? What is the Moon's apogee, and what her perigee? Why must the Moon be at, or near, one of her nodes, to occasion an eclipse? Why do not eclipses happen often, and at regular periods? What is the greatest, and what the least number of eclipses that can happen in a year? Why will there be more solar than lunar eclipses in the course of years?

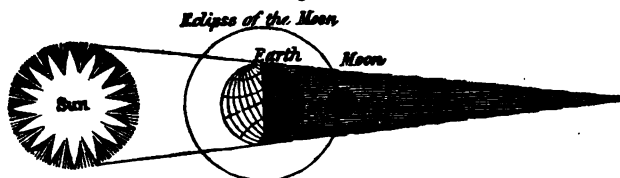
being so much larger than the Earth, or Moon, the shadow of these bodies must terminate in a point, and this point of the Moon's shadow never covers but a small portion of the Earth's surface, while lunar eclipses are visible over a whole hemisphere, and as the Earth turns on its axis, are therefore visible to more than half the Earth. This will be obvious by figs. 224 and 225, where it will be observed that an eclipse of the Moon may be seen wherever the Moon is visible, while an eclipse of the Sun will be total only to those who live within the space covered by the Moon's dark shadow.

896. LUNAR ECLIPSES.—*When the Moon falls into the shadow of the Earth, the rays of the Sun are intercepted, or hid from her, and she then becomes eclipsed.*

When the Earth's shadow covers only a part of her face, as seen by us, she suffers only a *partial* eclipse, one part of her disc being obscured, while the other part reflects the Sun's light. But when her whole surface is obscured by the Earth's shadow, she then suffers a *total* eclipse, and of a duration proportionate to the distance she passes through the Earth's shadow.

897. Fig. 224 represents a total lunar eclipse; the Moon be-

Fig. 224.



ing in the midst of the Earth's shadow. Now it will be apparent that in the situation of the Sun, Earth, and Moon, as represented in the figure, this eclipse will be visible from all parts of that hemisphere of the Earth which is next the Moon, and that the Moon's disc will be equally obscured, from whatever point it is seen. When the moon passes through only a part of the Earth's shadow, then she suffers only a partial eclipse, but this is also visible from the whole hemisphere next the Moon. It will be remembered that lunar eclipses happen only at full Moon, the Sun and Moon being in opposition, and the Earth between them.

---

Why will more lunar, than solar eclipses be visible at any one place? Why is the same eclipse total at one place, and only partial at another?

898. **SOLAR ECLIPSES.**—*When the Moon passes between the Earth and Sun, there happens an eclipse of the Sun, because then the Moon's shadow falls upon the Earth.*

A total eclipse of the Sun happens often, but when it occurs, the total obscurity is confined to a small part of the Earth; since the dark portion of the Moon's shadow never exceeds 200 miles in diameter on the Earth. But the Moon's partial shadow, or *penumbra*, may cover a space on the Earth of more than 4,000 miles in diameter, within all which space the Sun will be more or less eclipsed. When the penumbra first touches the Earth, the eclipse begins at that place, and ends when the penumbra leaves it. But the eclipse will be total only where the dark shadow of the Moon touches the Earth.

Fig. 225.




Fig. 225 represents an eclipse of the Sun, without regard to the penumbra, that it may be observed how small a part of the Earth the dark shadow of the Moon covers. To those who live within the limits of this shadow, the eclipse will be total, while to those who live in any direction around it, and within reach of the penumbra, it will be only partial.

899. Solar eclipses are called *annular* from *annulus*, a ring, when the Moon passes across the centre of the Sun, hiding all his light, with the exception of a ring on his outer edge, which the Moon is too small to cover from the position in which it is seen.

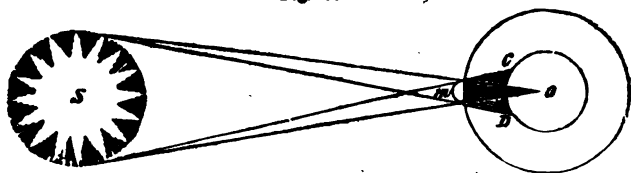
**Umbra and Penumbra.**—A solar eclipse, with the *penumbra*, *d, c*, and the *umbra*, or dark shadow, is seen in fig. 226.

When the Moon is at its greatest distance from the Earth, its shadow *m o*, sometimes terminates, before it reaches the Earth, and then an observer standing directly under the point

---

Why is a total eclipse of the Sun confined to so small a part of the Earth? What is meant by penumbra? What will be the difference in the aspect of the eclipse, whether the observer stands within the dark shadow, or only within the penumbra? What is meant by annular eclipses? Are annular eclipses ever total in any part of the Earth? In annular eclipses, what part of the Moon's shadow reaches the Earth?

Fig. 228.



*o*, will see the outer edge of the Sun, forming a bright ring around the circumference of the Moon, thus forming an *annular* eclipse.

The penumbra *d c*, is only a partial interception of the Sun's rays, and in annular eclipses it is this partial shadow only which reaches the Earth, while the umbra, or dark shadow, terminates in the air. Hence annular eclipses are never total in any part of the Earth. The penumbra, as already stated, may cover more than 4,000 miles of space, while the umbra never covers more than 200 miles in diameter; hence partial eclipses of the Sun may be seen by a vast number of inhabitants, while comparatively few will witness the total eclipse.

900. When there happens a total solar eclipse to us, we are eclipsed to the Moon, and when the Moon is eclipsed to us, an eclipse of the Sun happens to the Moon. To the Moon, an eclipse of the Earth can never be total, since her shadow covers only a small portion of the Earth's surface. Such an eclipse, therefore, at the Moon, appears only as a dark spot on the face of the Earth; but when the Moon is eclipsed to us, the Sun is partially eclipsed to the Moon for several hours longer than the Moon is eclipsed to us.

### THE TIDES.

901. *The ebbing and flowing of the sea, which regularly takes place twice in 24 hours, are called the tides.* The cause of the tides, is the attraction of the Sun and Moon, but chiefly of the Moon, on the waters of the ocean. In virtue of the universal principle of gravitation, heretofore explained, the Moon, by her attraction, draws, or raises the water towards her, but because the power of attraction diminishes as the squares of the distances increase, the waters, on the opposite side of the Earth, are not so much attracted as they are

---


What is said concerning eclipses of the Earth, as seen from the Moon? What are the tides? What is the cause of the tides? What causes the tide to rise on the side of the Earth opposite to the Moon?

on the side nearest the Moon. This want of attraction, together with the greater centrifugal force of the Earth on its opposite side, produced in consequence of its greater distance from the common centre of gravity, between the Earth and Moon, causes the waters to rise on the opposite side, at the same time that they are raised by direct attraction on the side nearest the Moon.

Thus the waters are constantly elevated on the sides of the Earth opposite to each other above their common level, and consequently depressed at opposite points equally distant from these elevations.

Let *m*, fig. 227, be the Moon, and *E* the Earth covered

Fig. 227.



with water. As the Moon passes round the Earth, its solid and fluid parts are equally attracted by her influence according to their densities; but while the solid parts are at liberty to move only as a whole, the water obeys the slightest impulse, and thus tends towards the Moon where her attraction is the strongest. Consequently, the waters are perpetually elevated immediately under the Moon. If, therefore, the Earth stood still, the influence of the Moon's attraction would raise the tides only as she passed round the Earth. But as the Earth turns on her axis every 24 hours, and as the waters nearest the Moon, as at *a*, are constantly elevated, they will, in the course of 24 hours, move round the whole Earth, and consequently from this cause there will be high water at every place once in 24 hours. As the elevation of the waters under the Moon causes their depression at 90 degrees distance on the opposite sides of the Earth, *d* and *c*, the point *c* will come to the same place, by the Earth's diurnal revolution, six hours after the point *a*, because *c* is one quarter of the circumference of the Earth from the point *a*, and therefore there will be low water at any given place six hours after it was high water at that place. But while it is

---

If the Earth stood still, the tides would rise only as the Moon passes round the Earth; what then causes the tides to rise twice in 24 hours?



high water under the Moon, in consequence of her direct attraction, it is also high water on the opposite side of the Earth in consequence of her diminished attraction, and the Earth's centrifugal motion, and therefore it will be high water from this cause twelve hours after it was high water from the former cause, and six hours after it was low water from both causes.

Thus, when it is high water at *a* and *b*, it is low water at *c* and *d*, and as the Earth revolves once in 24 hours, there will be an alternate ebbing and flowing of the tide, at every place, once in six hours.

But while the Earth turns on her axis, the Moon advances in her orbit, and consequently any given point on the Earth will not come under the Moon on one day so soon as it did on the day before. For this reason, high or low water at any place comes about fifty minutes later on one day than it did the day before.

Thus far we have considered no other attractive influence except that of the Moon, as affecting the waters of the ocean. But the Sun, as already observed, has an effect upon the tides, though on account of his great distance, his influence is small when compared with that of the Moon.

902. When the Sun and Moon are in conjunction, as represented in fig. 227, which takes place at her change, or when they are in opposition, which takes place at full Moon, then their forces are united, or act on the waters in the same direction, and consequently the tides are elevated higher than usual, and on this account are called *spring tides*.

903. But when the Moon is in her quadratures, or quarters, the attraction of the Sun tends to counteract that of the Moon, and although his attraction does not elevate the waters and produce tides, his influence diminishes that of the Moon, and consequently the elevation of the waters are less when the Sun and Moon are so situated in respect to each other, than when they are in conjunction, or opposition.


This effect is represented by fig. 228, where the elevation of the tides at *c* and *d* is produced by the causes already explained; but their elevation is not so great as in fig. 227, since the influence of the Sun acting in the direction *a b*, tends to counteract the Moon's attractive influence. These

---

When it is high water under the Moon by her attraction, what is the cause of high water on the opposite side of the Earth, at the same time? Why are the tides about fifty minutes later every day? What produces spring tides? Where must the Moon be in respect to the Sun, to produce spring tides? What is the occasion of neap tides?

small tides are called *neap tides*, and happen only when the Moon is in her quadratures.

Fig. 223.



The tides are not at their greatest heights at the time when the Moon is at its meridian, but some time afterwards, because the water, having a motion forward, continues to advance by its own inertia, some time after the direct influence of the Moon has ceased to affect it.

#### LATITUDE AND LONGITUDE.

904. *Latitude is the distance from the equator in a direct line, north or south, measured in degrees and minutes.* The number of degrees is 90 north, and as many south, each line on which these degrees are reckoned running from the equator to the poles. Places at the north of the equator are in *north latitude*, and those south of the equator are in *south latitude*. The *parallels of latitude* are imaginary lines drawn parallel to the equator, either north or south, and hence every place situated on the same parallel, is in the same latitude because every such place must be at the same distance from the equator. The length of a degree of latitude is 60 geographical miles.

905. *Longitude is the distance measured in degrees and minutes, either east or west, from any given point on the equator, or on any parallel of latitude.* Hence the lines, or meridians of longitude, cross those of latitude at right-angles. The degrees of longitude are 180 in number, its lines extending half a circle to the east, and half a circle to the west, from any given meridian, so as to include the whole circumference of the Earth. A degree of longitude, at the equator, is of the same length as a degree of latitude, but as the poles are ap-

---

What is latitude? How many degrees of latitude are there? How far do the lines of latitude extend? What is meant by north and south latitude? What are the parallels of latitude? What is longitude? How many degrees of longitude are there, east or west?

proached, the degrees of longitude diminish in length, because the Earth grows smaller in circumference from the equator towards the poles; hence the lines surrounding it become less and less. This will be made obvious by fig. 229.

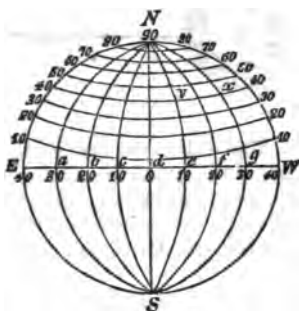
Let this figure represent the Earth, *N* being the north pole, *S* the south pole, and *E W* the equator. The lines 10, 20, 30, and so on, are the parallels of latitude, and the lines *N a S*, *N b S*, &c., are meridian lines, or those of longitude.

The latitude of any place on the globe, is the number of degrees between that place and the equator, measured on a meridian line; thus, *x* is in latitude 40 degrees, because the *x g* part of the meridian contains 40 degrees.

The longitude of a place is the number of degrees it is situated east or west from any meridian line; thus, *v* is 20 degrees west longitude from *x*, and *x* is 20 degrees east longitude from *v*.

906. As the equator divides the Earth into two equal parts, or hemispheres, there seems to be a natural reason why the degrees of latitude should be reckoned from this great circle. But from east to west there is no natural division of the Earth, each meridian line being a great circle, dividing the Earth into two hemispheres, and hence there is no natural reason why longitude should be reckoned from one meridian any more than another. It has, therefore, been customary for writers and mariners to reckon longitude from the capital of their own country; as the English from London, the French from Paris, and the Americans from Washington. But this mode, it is apparent, must occasion much confusion, since each writer of a different nation would be obliged to correct the longitude of all other countries, to make it agree with his own. More recently, therefore, the writers of Europe and America have selected the royal observatory, at Greenwich,

Fig. 229.




---

What is the latitude of any place? What is the longitude of a place? Why are the degrees of latitude reckoned from the equator? What is said concerning the places from which the degrees of longitude have been reckoned?

near London, as the first meridian, and on most maps and charts lately published, longitude is reckoned from that place.

907. *How Latitude is found.*—The latitude of any place is determined by taking the altitude of the Sun at mid-day, and then subtracting this from 90 degrees, making proper allowances for the Sun's place in the heavens. The reason of this will be understood, when it is considered that the whole number of degrees from the zenith to the horizon is 90, and therefore if we ascertain the Sun's distance from the horizon, that is, his altitude, by allowing for the Sun's declination north or south of the equator, and subtracting this from the whole number, the latitude of the place will be found. Thus, suppose that on the 20th of March, when the Sun is at the equator, his altitude from any place north of the equator should be found to be 48 degrees above the horizon; this, subtracted from 90, the whole number of the degrees of latitude, leaves 42, which will be the latitude of the place where the observation was made.

908. If the Sun, at the time of observation, has a declination north or south of the equator, this declination must be added to, or subtracted from, the meridian altitude, as the case may be. For instance, another observation being taken at the place where the latitude was found to be 42, when the Sun had a declination of 8 degrees north, then his altitude would be 8 degrees greater than before, and therefore 56, instead of 48. Now, subtracting this 8, the Sun's declination, from 56, and the remainder from 90, and the latitude of the place will be found 42, as before. If the Sun's declination be south of the equator, and the latitude of the place north, his declination must be added to the meridian altitude instead of being subtracted from it. The same result may be obtained by taking the meridian altitude of any of the fixed stars, whose declinations are known, instead of the Sun's, and proceeding as above directed.

909. *How Longitude is found.*—There is more difficulty in ascertaining the degrees of longitude, than those of latitude, because, as above stated, there is no fixed point, like that of the equator, from which its degrees are reckoned.

---

What is the inconvenience of estimating longitude from a place in each country? From what place is longitude reckoned in Europe and America? How is the latitude of a place determined? Give an example of the method of finding the latitude of the same place at different seasons of the year. When must the Sun's declination from the equator be added to, and when subtracted from, his meridian altitude? Why is there more difficulty in ascertaining the degrees of longitude than of latitude?

The degrees of longitude are therefore estimated from Greenwich, and are ascertained by the following methods:—

910. When the Sun comes to the meridian of any place, it is noon, or 12 o'clock, at that place, and therefore, since the equator is divided into 360 equal parts, or degrees, and since the Earth turns on its axis once in 24 hours, 15 degrees of the equator will correspond with one hour of time, for 360 degrees being divided by 24 hours, will give 15. The Earth, therefore, moves in her daily revolution, at the rate of 15 degrees for every hour of time. Now, as the apparent course of the Sun is from east to west, it is obvious that he will come to any meridian lying east of a given place, sooner than to one lying west of that place, and therefore it will be 12 o'clock to the east of any place, sooner than at that place, or to the west of it. When, therefore, it is noon at any one place, it will be 1 o'clock at all places 15 degrees to the east of it, because the Sun was at the meridian of such places an hour before; and so, on the contrary, it will be eleven o'clock, fifteen degrees west of the same place, because the Sun has still an hour to travel before he reaches the meridian of that place. It makes no difference, then, where the observer is placed, since, if it is 12 o'clock where he is, it will be 1 o'clock 15 degrees to the east of him, and 11 o'clock 15 degrees to the west of him, and so in this proportion, let the time be more or less. Now, if any celestial phenomenon should happen, such as an eclipse of the Moon, or of Jupiter's satellites, the difference of longitude between two places where it is observed, may be determined by the difference of the times at which it appeared to take place. Thus, if the Moon enters the Earth's shadow at 6 o'clock in the evening, as seen at Philadelphia, and at half past 6 o'clock at another place, then this place is half an hour, or  $7\frac{1}{2}$  degrees, to the east of Philadelphia, because  $7\frac{1}{2}$  degrees of longitude are equal to half an hour of time. To apply these observations practically, it is only necessary that it should be known exactly at what time the eclipse takes place at a given point on the Earth.

911. *Use of the Chronometer.*—Longitude is also ascertained by means of a chronometer, or true time piece, adjusted to any given meridian; for if the difference between two

---

How many degrees of longitude does the surface of the Earth pass through in an hour? Suppose it is noon at any given place, what o'clock will it be 15 degrees to the east of that place? Explain the reason. How may longitude be determined by an eclipse? Explain the principles on which longitude is determined by the chronometer.

clocks situated east and west of each other, and going exactly at the same rate, can be known at the same time, then the distance between the two meridians, where the clocks are placed, will be known, and the difference of longitude may be found.

Suppose two chronometers, which are known to go at exactly the same rate, are made to indicate 12 o'clock by the meridian line at Greenwich, and the one be taken to sea, while the other remains at Greenwich. Then suppose the captain, who takes his chronometer to sea, has occasion to know his longitude. In the first place, he ascertains, by an observation of the Sun, when it is 12 o'clock at the place where he is, and then by his time piece, when it is 12 o'clock at Greenwich, and by allowing 15 degrees for every hour of the difference in time, he will know his precise longitude in any part of the world. For example, suppose the captain sails with his chronometer for America, and after being several weeks at sea, finds by observation that it is 12 o'clock by the Sun, and at the same time finds by his chronometer, that it is 4 o'clock at Greenwich. Then because it is noon at his place of observation after it is noon at Greenwich, he knows that his longitude is west from Greenwich, and by allowing 15 degrees for every hour of the difference, his longitude is ascertained. Thus, 15 degrees, multiplied by 4 hours, give 60 degrees of west longitude from Greenwich. If it is noon at the place of observation, before it is noon at Greenwich, then the captain knows that his longitude is east, and his true place is found in the same manner.

#### FIXED STARS.

912. *The stars are called fixed, because they have been observed not to change their places with respect to each other.* They may be distinguished by the naked eye from the planets of our system by their scintillations, or twinkling. The stars are divided into classes, according to their magnitudes, and are called stars of the first, second, and so on to the sixth magnitude. About 2,000 stars may be seen with the naked eye in the whole vault of the heavens, though only about 1,000 are above the horizon at the same time. Of these,

---

Suppose the captain finds by his chronometer that it is 12 o'clock, where he is, six hours later than at Greenwich, what then would be his longitude? Suppose he finds it to be 12 o'clock 4 hours earlier, where he is, than at Greenwich, what then would be his longitude? Why are the stars called fixed. How may the stars be distinguished from the planets? The stars are divided into classes, according to their magnitudes; how many classes are there?

about 17 are of the first magnitude, 50 of the 2d magnitude, and 150 of the 3d magnitude. The others are of the 4th, 5th, and 6th magnitudes, the last of which are the smallest that can be distinguished with the naked eye.

913. It might seem incredible, that on a clear night only about 1,000 stars are visible, when on a single glance at the different parts of the firmament, their numbers appear innumerable. But this deception arises from the confused and hasty manner in which they are viewed, for if we look steadily on a particular portion of sky, and count the stars contained within certain limits, we shall be surprised to find their number so few.

914. As we have incomparably more light from the Moon than from all the stars together, it is absurd to suppose that they were made for no other purpose than to cast so faint a glimmering on our Earth, and especially as a great proportion of them are invisible to our naked eyes. The nearest fixed stars to our system, from the most accurate astronomical calculations, cannot be nearer than 20,000,000,000,000, or 20 trillions of miles from the Earth, a distance so immense, that light cannot pass through it in less than three years. Hence, were these stars annihilated at the present time, their light would continue to flow towards us, and they would appear to be in the same situation to us, three years hence, that they do now.

915. Our Sun, seen from the distance of the nearest fixed stars, would appear no larger than a star of the first magnitude does to us. These stars appear no larger to us, when the Earth is in that part of her orbit nearest to them, than they do, when she is in the opposite part of her orbit; and as our distance from the Sun is 95,000,000 of miles, we must be twice this distance, or the whole diameter of the Earth's orbit, nearer a given fixed star at one period of the year than at another. The difference, therefore, of 190,000,000 of miles, bears so small a proportion to the whole distance between us and the fixed stars, as to make no appreciable difference in their sizes, even when assisted by the most powerful telescopes.

---

How many stars may be seen with the naked eye, in the whole firmament? Why does there appear to be more stars than there really are? What is the computed distance of the nearest fixed stars from the Earth? How long would it take light to reach us from the fixed stars? How large would our Sun appear at the distance of the fixed stars? What is said concerning the difference of the distance between the Earth and the fixed stars at different seasons of the year, and of their different appearance in consequence?

916. The amazing distances of the fixed stars may also be inferred from the return of comets to our system, after an absence of several hundred years.

The velocity with which some of these bodies move, when nearest the Sun, has been computed at nearly a million of miles in an hour, and although their velocities must be perpetually retarded, as they recede from the Sun, still, in 250 years of time, they must move through a space which to us would be infinite. The periodical return of one comet is known to be upwards of 500 years, making more than 250 years in performing its journey to the most remote part of its orbit, and as many in returning back to our system; and that it must still always be nearer our system than the fixed stars, is proved by its return; for by the laws of gravitation, did it approach nearer another system it would never again return to ours.

From such proofs of the vast distances of the fixed stars, there can be no doubt that they shine with their own light, like our Sun, and hence the conclusion that they are suns to other worlds, which move around them, as the planets do around our Sun. Their distances will, however, prevent our ever knowing, except by conjecture, whether this is the case or not, since, were they millions of times nearer us than they are, we should not be able to discover the reflected light of their planets.

#### PLANETARIUM.

917. The author is under lasting obligations to Mr. Hazwell, the proprietor of Russell's Planetarium, for the following stereotype cut, and description of that wonderful instrument, both of which he was so kind as to present him for publication in this work.

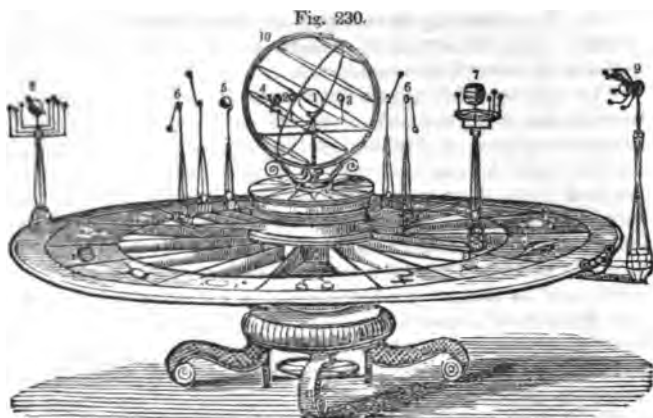
*Explanation.*—The numbers on the cut have the following references, No. 1, the Sun; 2, Mercury; 3, Venus; 4, Earth; 5, Mars; 6, Asteroids; 7, Jupiter; 8, Saturn; 9, Herschel.

918. Russell's Planetarium is, as the term implies, a working model of the solar system. It comprehends all the bodies known up to the present time to belong to that system, except the comets. It includes the new planets, and all the satellites. The dimensions of this stupendous piece of mechanism may be conceived, when it is stated that the

---

How may the distances of the fixed stars be inferred, by the long absence and return of comets? On what grounds is it supposed that the fixed stars are suns to other worlds?





extreme planet, Herschel, moves round the sun in a circumference which measures from seventy to eighty feet. The Sun, standing in the centre, is a ground glass globe, containing a light within it, reflecting, as in nature, its beams in every direction around and illuminating the circumvolving planets. On the Sun the spots are represented, and it revolves on its axis, carrying its spots with it. Contiguous to the Sun the planet Mercury appears, moving in his orbit, and showing at the same time his diurnal motion of rotation, and the obliquity of his axis. Venus, represented by a silver ball, next succeeds, moving in her proper time round the Sun, and spinning on her proper axis. Beyond Venus the Earth revolves, accompanied by the Moon. To the Earth and Moon all the motions are simultaneously imparted by a simple and beautiful combination of mechanical expedients. Like the other planets, it has its annual and diurnal motions. Its axis is properly inclined, showing the succession of seasons, and the inequality of the days and nights. But this is not all. By an arrangement of a simple and beautiful kind, it receives its elliptical motions, showing its aphelion and perihelion. The motions of the Moon are given with no less scrupulous precision. Its monthly course, its motion on its axis, the obliquity of its orbit, the position, and even the motion of its nodes, are all faithfully executed.

919. The Earth and minor planets are surrounded by a magnificent armillary sphere, (10) the circles of which are formed of polished brass and steel, and which measures fifteen feet in circumference. This sphere consists of the great meridian,

the colures, the celestial equator and its parallels. Immediately outside the sphere the planet Mars revolves in his proper time, showing at the same time his diurnal motion and the geographical character of his surface, the obliquity of his orbit being also observed. Beyond Mars and at nearly equal distances, revolves the four newly discovered planets, Pallas, Ceres, Vesta, and Juno. The great obliquity of the orbits of some of these is exhibited, and the artist has gone before discovery, anticipating future observations, by giving them severally diurnal motions.

920. We now encounter a wide unoccupied space, beyond which the magnificent system of Jupiter, attended by his four moons, revolve, with their several complicated motions. The planet, a noble object, appears surrounded by his belts, and rapidly spinning on his axis. His several moons move around him with the proper obliquities, dispensing floods of subsidiary light, and compensating for the distant and diminished Sun. Further still, wheeling around in a circumference which measures above fifty feet, the majestic system of Saturn, his rings and satellites, appears. The planet shows its rapid diurnal motion on its obliquely-directed axis, displaying the same inequality of days and nights and the same succession of seasons as prevail upon the Earth. Even the rings show the revolving motion discovered in them by Sir William Herschel. The gorgeous cortege of seven moons circulate beyond these rings, each having its proper motion and obliquity, and showing how they minister uninterrupted moonlight to the planet. Lastly, and at the extreme verge of the system, moves, in solemn slowness, the family of globes, of which the planet Herschel is the physical centre, presenting the anomalous spectacle of six moons moving perpendicularly to the common plane of the system, and in the immensity of their distance seeming to abandon, in that respect, the harmony and order which presides throughout it!

921. The apparatus receives its various and complicated motions from a system of mechanism which is placed partly on the slender stems which sustain the planets and satellites, but chiefly on a richly decorated table, more than fifty feet in circumference, on which the whole apparatus is supported, and which stands itself on a massive pedestal of splendidly carved and fluted metal. The extreme height of the apparatus above the floor on which the pedestal rests is about twelve feet, but that of the principal planets does not exceed nine feet.

The table is chiefly composed of polished metal, enamelled pieces, inlaid emblematical figures, the signs of the zodiac, the points of the compass, and beautifully engraved representations of the Moon, planets, comets, and other celestial objects. A handsomely painted carpet covers the floor on which the instrument stands, on which are delineated the twelve signs of the zodiac.

Some faint idea may be formed of this fine piece of mechanism when it is known that its weight is about two tons, and its estimated value above ten thousand dollars.

It would be unjust to close this brief notice without offering a tribute to the humble and unobtrusive genius to whom the world is indebted for the most splendid gift which art has presented to public instruction.

922. Mr. James Russell, the sole inventor and constructor of this apparatus, is a native of New England, who has been for many years a resident of Columbus, Ohio. Supported and aided in pecuniary means by a number of liberal gentlemen of that city, he has, after years of mental and bodily toil, succeeded in producing this unparalleled piece of illustrative mechanism, which no city of the old world can offer any similar object to equal. Nay, we are not overstepping the bounds of strict truth in saying that nothing of the kind which Europe has produced would even for a moment bear to be placed beside it.

#### COMETS.

923. Besides the planets, which move round the Sun in regular order and in nearly circular orbits, there belongs to the solar system an unknown number of bodies called *Comets*, which move round the Sun in orbits exceedingly eccentric, or elliptical, and whose appearance among our heavenly bodies is only occasional. Comets, to the naked eye, have no visible disc, but shine with a faint, glimmering light, and are accompanied by a train or tail, turned from the Sun, and which is sometimes of immense length. They appear in every region of the heavens, and move in every possible direction.

In the days of ignorance and superstition, comets were considered the harbingers of war, pestilence, or some other great or general evil; and it was not until astronomy had made considerable progress as a science, that these strangers could be seen among our planets without the expectation of some direful event.

924. It had been supposed that comets moved in straight

lines, coming from the regions of infinite, or unknown space, and merely passing by our system, on their way to regions equally unknown and infinite, and from which they never returned. Sir Isaac Newton was the first to demonstrate that the comets pass round the Sun, like the planets, but that their orbits are exceedingly elliptical, and extend out to a vast distance beyond the solar system.

925. The number of comets is unknown, though some astronomers suppose that there are nearly 500 belonging to our system. Ferguson, who wrote in about 1760, supposed that there were less than 30 comets which made us occasional visits; but since that period the elements of the orbits of nearly 100 of these bodies have been computed.

Of these, however, there are only three whose periods of return among us are known with any degree of certainty.

The first of these has a period of 75 years; the second a period of 129 years; and the third a period of 575 years. The third appeared in 1680, and therefore cannot be expected again until the year 2225. This comet, fig. 231, in

Fig. 231.



1680, excited the most intense interest among the astronomers of Europe, on account of its great apparent size and near approach to our system. In the most remote part of its orbit, its distance from the Sun was estimated at about eleven thousand two hundred millions of miles. At its nearest approach to the Sun, which was only about 50,000 miles, its velocity, according to Sir Isaac Newton, was 880,000 miles in an hour; and supposing it to have retained the Sun's heat, like other solid bodies, its temperature must have been about 2000 times that of red hot iron. The tail of this comet was at least 100 millions of miles long.

926. In the *Edinburgh Encyclopedia*, article *Astronomy*, there is the most complete table of comets yet published. This table contains the elements of 97 comets, calculated by different astronomers, down to the year 1808.

From this table it appears that 24 comets have passed be-

---

What number of comets are supposed to belong to our system? How many have had the elements of their orbits estimated by astronomers? How many are there whose periods of return are known? What is said of the comet of 1680?

tween the Sun and the orbit of Mercury ; 33 between the orbits of Venus and the Earth ; 15 between the orbits of the Earth and Mars ; 3 between the orbits of Mars and Ceres ; and 1 between the orbits of Ceres and Jupiter. It also appears by this table that 49 comets have moved round the Sun from west to east, and 48 from east to west.

927. Of the nature of these wandering planets very little is known. When examined by a telescope, they appear like a mass of vapors surrounding a dark nucleus. When the comet is at its perihelion, or nearest the Sun, its color seems to be heightened by the intense light or heat of that luminary, and it then often shines with more brilliancy than the planets. At this time the tail or train, which is always directly opposite to the Sun, appears at its greatest length, but is commonly so transparent as to permit the fixed stars to be seen through it. A variety of opinions have been advanced by astronomers concerning the nature and causes of these trains. Newton supposed that they were thin vapor, made to ascend by the Sun's heat, as the smoke of a fire ascends from the earth ; while Kepler maintained that it was the atmosphere of the comet driven behind it by the impulse of the Sun's rays. Others suppose that this appearance arises from streams of electric matter passing away from the comet, &c.

---

## ELECTRICITY.

928. The science of *Electricity*, which now ranks as an important branch of Natural Philosophy, is wholly of modern date. The ancients were acquainted with a few detached facts dependent on the agency of electrical influence, but they never imagined that it was extensively concerned in the operations of nature, or that it pervaded material substances generally. The term electricity is derived from *electron*, the Greek name of amber, because it was known to the ancients, that when that substance was rubbed or excited, it attracted or repelled small light bodies, and it was then unknown that other substances when excited would do the same.

929. When a piece of glass, sealing wax, or amber, is rubbed with a dry hand, and held towards small and light bodies, such as threads, hairs, feathers, or straws, these bodies will fly towards the surface thus rubbed, and adhere to it for a short time. The influence by which these small

---

From what is the term electricity derived ? What is electrical attraction ?

substances are drawn, is called *electrical attraction*; the surface having this attractive power is said to be *excited*; and the substances susceptible of this excitation, are called *electrics*. Substances not having this attractive power when rubbed, are called *non-electrics*.

930. The principal electrics are amber, rosin, sulphur, glass, the precious stones, sealing wax, and the fur of quadrupeds. But the metals, and many other bodies, may be excited when insulated and treated in a certain manner.

After the light substances which had been attracted by the excited surface, have remained in contact with it a short time, the force which brought them together ceases to act, or acts in a contrary direction, and the light bodies are *repelled*, or thrown away from the excited surface. Two bodies, also, which have been in contact with the excited surface, mutually repel each other.

931. Various modes have been devised for exhibiting distinctly the attractive and repulsive agencies of electricity, and for obtaining indications of its presence, when it exists only in a feeble degree. Instruments for this purpose are termed *Electroscopes*.

932. One of the simplest instruments of this kind consists of a metallic needle, terminated at each end by a light pith ball, which is covered with gold leaf, and supported horizontally at its centre by a fine point, fig. 232. When a stick of sealing wax, or a glass tube, is excited, and then presented to one of these balls, the motion of the needle on its pivot will indicate the electrical influence.

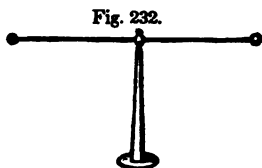


Fig. 232.

933. If an excited substance be brought near a ball made of pith, or cork, suspended by a silk thread, the ball will, in the first place, approach the electric, as at *a*, fig. 333, indicating an attraction towards it, and if the position of the electric will allow, the ball will come into contact with the electric, and adhere to it for a short time, and will then recede from it, show-

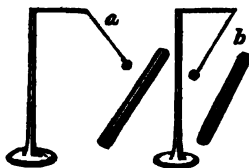


Fig. 333.

---

What are electrics? What are non-electrics? What are the principal electrics? What is meant by electrical repulsion? What is an electroscope?

ing that it is repelled, as at *b*. If now the ball which had touched the electric, be brought near another ball, which has had no communication with an excited substance, these two balls will attract each other, and come into contact; after which they will repel each other, as in the former case.

934. It appears, therefore, that the excited body, as the stick of sealing wax, imparts a portion of its electricity to the ball, and that when the ball is also electrified, a mutual repulsion then takes place between them. Afterwards, the ball, being electrified by contact with the electric, when brought near another ball not electrified, transfers a part of its electrical influence to that, after which these two balls repel each other, as in the former instance.

935. Thus, when one substance has a greater or less quantity of electricity than another, it will attract the other substance, and when they are in contact will impart to it a portion of this superabundance; but when they are both equally electrified, both having more or less than their natural quantity of electricity, they will repel each other.

936. To account for these phenomena, two theories have been advanced, one by Dr. Franklin, who supposes there is only one electrical fluid, and the other by Du Fay, who supposes that there are two distinct fluids.

937. Dr. Franklin supposed that all terrestrial substances were pervaded with the electrical fluid, and that by exciting an electric, the equilibrium of this fluid was destroyed, so that one part of the excited body contained more than its natural quantity of electricity, and the other part less. If in this state a conductor of electricity, as a piece of metal, be brought near the excited part, the accumulated electricity would be imparted to it, and then this conductor would receive more than its natural quantity of the electric fluid. This he called *positive* electricity. But if a conductor be connected with that part which has less than its ordinary share of the fluid, then the conductor parts with a share of its own, and therefore will then contain less than its natural quantity. This he called *negative* electricity. When one body *positively* and another *negatively* electrified, are connected by a conducting substance, the fluid rushes from the

---

When do two electrified bodies attract, and when do they repel each other? How will two bodies act, one having more, and the other less, than the natural quantity of electricity, when brought near each other? How will they act when both have more or less than their natural quantity? Explain Dr. Franklin's theory of electricity. What is meant by positive, and what by negative electricity?

positive to the negative body, and the equilibrium is restored. Thus, bodies which are said to be positively electrified, contain more than their natural quantity of electricity, while those which are negatively electrified contain less than their natural quantity.

938. The other theory is explained thus. When a piece of glass is excited and made to touch a pith ball, as above stated, then that ball will attract another ball, after which they will mutually repel each other, and the same will happen if a piece of sealing-wax be used instead of the glass. But if a piece of excited glass, and another of wax, be made to touch two separate balls, they will attract each other; that is, the ball which received its electricity from the wax will attract that which received its electricity from the glass, and will be attracted by it. Hence Du Fay concludes that electricity consists of two distinct fluids, which exist together in all bodies—that they have a mutual attraction for each other—that they are separated by the excitation of electrics, and that when thus separated, and transferred to non-electrics, as to the pith balls, their mutual attraction causes the balls to rush towards each other. These two principles he called *vitreous* and *resinous* electricity. The vitreous being obtained from glass, and the resinous from wax and other resinous substances.

939. Dr. Franklin's theory is by far the most simple, and will account for most of the electrical phenomena equally well with that of Du Fay, and therefore has been adopted by the most able and recent electricians.

940. It is found that some substances conduct the electric fluid from a positive to a negative surface with great facility, while others conduct it with difficulty, and others not at all. Substances of the first kind are called *conductors*, and those of the last *non-conductors*. The electrics, or such substances as being excited communicate electricity, are all non-conductors, while the non-electrics, or such substances as do not communicate electricity on being merely excited, are conductors. The conductors are the metals, charcoal, water, and other fluids, except the oils; also smoke,

---

What is the consequence, when a positive and a negative body are connected by a conductor? Explain Du Fay's theory. When two balls are electrified, one with glass, and the other with wax, will they attract or repel each other? What are the two electricities called? From what substances are the two electricities obtained? What are conductors? What are non-conductors? What substances are conductors?



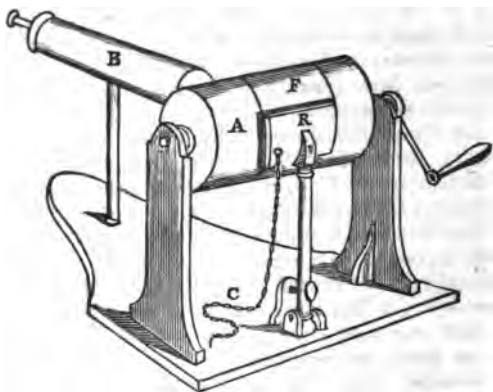
steam, ice, and snow. The best conductors are gold, silver, platina, brass, and iron.

The electrics, or non-conductors, are glass, amber, sulphur, resin, wax, silk, most hard stones, and the furs of some animals.

941. A body is said to be *insulated*, when it is supported or surrounded by an electric. Thus, a stool standing on glass legs, is insulated, and a plate of metal laid on a plate of glass, is insulated.

942. When large quantities of the electric fluid are wanted for experiment, or for other purposes, it is procured by an *electrical machine*. These machines are of various forms, but all consist of an *electric* substance of considerable dimensions; the *rubber* by which this is excited; the *prime conductor*, on which the electric matter is accumulated; the *insulator*, which prevents the fluid from escaping; and *machinery*, by which the electric is set in motion.

Fig. 233.



943. Fig. 233 represents such a machine, of which A is the electric, being a cylinder of glass; B the prime conductor; R the rubber or cushion, and C a chain connecting the rubber with the ground. The prime conductor is supported by a standard of glass. Sometimes, also, the pillars which support the axis of the cylinder, and that to which the cush-

---

What substances are the best conductors? What substances are electrics, or non-conductors? When is a body said to be insulated? What are the several parts of an electrical machine?

ion is attached, are made of the same material. The prime conductor has several wires inserted into its side, or end, which are pointed, and stand with the points near the cylinder. They receive the electric fluid from the glass, and convey it to the conductor. The conductor is commonly made of sheet brass, there being no advantage in having it solid, as the electric fluid is always confined entirely to the surface. Even paper, covered with gold leaf, is as effective in this respect, as though the whole was of solid gold. The cushion is attached to a standard, which is furnished with a thumb screw, so that its pressure on the cylinder can be increased or diminished. The cushion is made of leather, stuffed, and at its upper edge there is attached a flap of silk, F, by which a greater surface of the glass is covered, and the electric fluid thus prevented, in some degree, from escaping. The efficacy of the rubber in producing the electric excitation is much increased by spreading on it a small quantity of an amalgam of tin and mercury, mixed with a little lard, or other unctuous substance.

944. The manner in which this machine acts, may be inferred from what has already been said, for when a stick of sealing-wax, or a glass tube, is rubbed with the hand, or a piece of silk, the electric fluid is accumulated on the excited substance, and therefore must be transferred from the hand, or silk, to the electric. In the same manner, when the cylinder is made to revolve, the electric matter, in consequence of the friction, leaves the cushion, and is accumulated on the glass cylinder, that is, the cushion becomes negatively, and the glass positively electrified. The fluid, being thus excited, is prevented from escaping by the silk flap, until it comes to the vicinity of the metallic points, by which it is conveyed to the prime conductor. But if the cushion is insulated, the quantity of electricity obtained will soon have reached its limit, for when its natural quantity has been transferred to the glass, no more can be obtained. It is then necessary to make the cushion communicate with the ground, which is done by laying the chain on the floor, or table, when more of the fluid will be accumulated, by further

---

What is the use of the pointed wires in the prime conductor? How is it accounted for, that a mere surface of metal will contain as much electric fluid as though it were solid? When a piece of glass, or sealing-wax, is excited, by rubbing it with the hand, or a piece of silk, whence comes the electricity? When the cushion is insulated, why is there a limited quantity of electric matter to be obtained from it? What is then necessary, that more electric matter may be obtained from the cushion?

excitation, the ground being the inexhaustible source of the electric fluid.

945. If a person who is insulated takes the chain in his hand, the electric fluid will be drawn from him, along the chain, to the cushion, and from the cushion will be transferred to the prime conductor, and thus the person will become negatively electrified. If, then, another person, standing on the floor, hold his knuckle near him who is insulated, a spark of electric fire will pass between them, with a crackling noise, and the equilibrium will be restored; that is, the electric fluid will pass from him who stands on the floor, to him who stands on the stool. But if the insulated person takes hold of a chain, connected with the prime conductor, he may be considered as forming a part of the conductor, and therefore the electric fluid will be accumulated all over his surface, and he will be positively electrified, or will obtain more than his natural quantity of electricity. If now a person standing on the floor touch this person, he will receive a spark of electrical fire from him, and the equilibrium will again be restored.

946. If two persons stand on two insulated stools, or if they both stand on a plate of glass, or a cake of wax, the one person being connected by the chain with the prime conductor, and the other with the cushion, then, after working the machine, if they touch each other, a much stronger shock will be felt than in either of the other cases, because the difference between their electrical states will be greater, the one having more and the other less than his natural quantity of electricity. But if the two insulated persons both take hold of the chain connected with the prime conductor, or with that connected with the cushion, no spark will pass between them, on touching each other, because they will then both be in the same electrical state.

947. We have seen, fig. 232, that the pith ball is first attracted and then repelled, by the excited electric, and that the ball so repelled will attract, or be attracted by other substances in its vicinity, in consequence of having received

---

If an insulated person takes the chain, connected with the cushion, in his hand, what change will be produced in his natural quantity of electricity? If the insulated person takes hold of the chain connected with the prime conductor, and the machine be worked, what then will be the change produced in his electrical state? If two insulated persons take hold of the two chains, one connected with the prime conductor, and the other with the cushion, what changes will be produced? If they both take hold of the same chain, what will be the effect?

from the excited body more than its ordinary quantity of electricity.

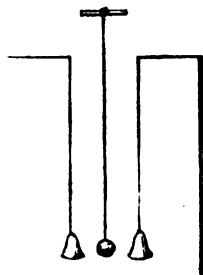
These alternate movements are amusingly exhibited, by placing some small light bodies, such as the figures of men and women, made of pith, or paper, between two metallic plates, the one placed over the other, as in fig. 234, the upper plate communicating with the prime conductor, and the other with the ground. When the electricity is communicated to the upper plate, the little figures, being attracted by the electricity, will jump up and strike their heads against it, and having received a portion of the fluid, are instantly repelled, and again attracted by the lower plate, to which they impart their electricity, and then are again attracted, and so fetch and carry the electric fluid from one to the other, as long as the upper plate contains more than the lower one. In the same manner, a tumbler, if electrified on the inside, and placed over light substances, as pith balls, will cause them to dance for a considerable time.

948. This alternate attraction and repulsion, by movable conductors, is also pleasingly illustrated with a ball, suspended by a silk string between two bells of brass, fig. 235, one of the bells being electrified, and the other communicating with the ground. The alternate attraction and repulsion, moves the ball from one bell to the other, and thus produces a continual ringing. In all these cases, the phenomena will be the same, whether the electricity be positive or negative; for two bodies, being both positively or negatively electrified, repel each other, but if one be electrified posi-

Fig. 234.



Fig. 235.




---

Explain the reason why the little images dance between the two metallic plates, fig. 234. Explain fig. 235. Does it make any difference in respect to the motion of the images, or of the ball between the bells, whether the electricity be positive or negative?

tively, and the other negatively, or not at all, they attract each other.

Thus, a small figure, in the human shape, with the head covered with hair, when electrified, either positively or negatively, will exhibit an appearance of the utmost terror, each hair standing erect, and diverging from the other, in consequence of mutual repulsion. A person standing on an insulated stool, and highly electrified, will exhibit the same appearance. In cold, dry weather, the friction produced by combing a person's hair, will cause a less degree of the same effect. In either case, the hair will collapse, or shrink to its natural state, on carrying a needle near it, because this conducts away the electric fluid. Instruments designed to measure the intensity of electric action, are called *electrometers*.

949. Such an instrument is represented by fig. 236. It consists of a slender rod of light wood, *a*, terminated by a pith ball, which serves as an index. This is suspended at the upper part of the wooden stem *b*, so as to play easily backwards and forwards. The ivory semicircle *c*, is affixed to the stem, having its centre coinciding with the axis of motion of the rod, so as to measure the angle of deviation from the perpendicular, which the repulsion of the ball from the stem produces on the index.

When this instrument is used, the lower end of the stem is set into an aperture in the prime conductor, and the intensity of the electric action is indicated by the number of degrees the index is repelled from the perpendicular.

The passage of the electric fluid through a perfect conductor is never attended with light, or the crackling noise which is heard when it is transmitted through the air, or along the surface of an electric.

950. Several curious experiments illustrate this principle, for if fragments of tin foil, or other metal, be pasted on a piece of glass, so near each other that the electric fluid can pass between them, the whole line thus formed with the pieces of metal,

Fig. 236.





---

When a person is highly electrified, why does he exhibit an appearance of the utmost terror? What is an electrometer? Describe that represented in fig. 236, together with the mode of using it. When the electric fluid passes along a perfect conductor is it attended with light and noise, or not?

will be illuminated by the passage of the electricity from one to the other.

Fig. 237



951. In this manner, figures or words may be formed, as in fig. 237, which, by connecting one of its ends with the prime conductor, and the other with the ground, will, when the electric fluid is passed through the whole, in the dark, appear one continuous and vivid line of fire.

952. Electrical light seems not to differ, in any respect, from the light of the Sun, or of a burning lamp. Dr. Wollaston observed, that when this light was seen through a prism, the ordinary colors arising from the decomposition of light were obvious.

953. The brilliancy of electrical sparks is proportional to the conducting power of the bodies between which it passes. When an imperfect conductor, such as a piece of wood, is employed, the electric light appears in faint, red streams, while, if passed between two pointed metals, its color is of a more brilliant red. Its color also differs, according to the kind of substance from, or to which, it passes, or it is dependent on peculiar circumstances. Thus, if the electric fluid passes between two polished metallic surfaces, its color is nearly *white*; but if the spark is received by the finger from such a surface, it will be *violet*. The sparks are *green*, when taken by the finger from a surface of silvered leather; *yellow*, when taken from finely powdered charcoal; and *purple*, when taken from the greater number of imperfect conductors.

954. When the electric fluid is discharged from a point, it is always accompanied by a current of air, whether the electricity be positive or negative. The reason of this appears to be, that the instant a particle of air becomes electrified, it repels, and is repelled, by the point from which it received the electricity.

---

When it passes along an electric, or through the air, what phenomena does it exhibit? Describe the experiment, fig. 237, intended to illustrate this principle. What is the appearance of electrical light through a prism? What is said concerning the different colors of electrical light, when passing between surfaces of different kinds?

955. Several curious little experiments are made on this principle. Thus, let two cross wires, as in fig. 238, be suspended on a pivot, each having his point bent in a contrary direction, and electrified by being placed on the prime conductor of a machine. These points; so long as the machine is in action, will give off streams of electricity, and as the particles of air repel the points by which they are electrified, the little machine will turn round rapidly, in the direction contrary to that of the stream of electricity. Perhaps, also, the reaction of the atmosphere against the current of air given off by the points, assists in giving it motion.




Fig. 238.

956. When one part or side of an electric is positively, the other part or side is negatively electrified. Thus, if a plate of glass be positively electrified on one side, it will be negatively electrified on the other, and if the inside of a glass vessel be positive, the outside will be negative.

957. Advantage of this circumstance is taken, in the construction of electrical jars, called, from the place where they were first made, *Leyden vials*.

The most common form of this jar is represented by fig. 239. It consists of a glass vessel, coated on both sides up to *a*, with tin foil; the upper part being left naked, so as to prevent a spontaneous discharge, or the passage of the electric fluid from one coating to the other. A metallic rod, rising two or three inches above the jar, and terminating at the top with a brass ball, which is called the *knob* of the jar, is made to descend through the cover, till it touches the interior coating. It is along this rod that the charge of electricity is conveyed to the inner coating, while the outer coating is made to communicate with the ground.

Fig. 239.



958. When a chain is passed from the prime conductor of an electrical machine to this rod, the electricity is accumu-

---

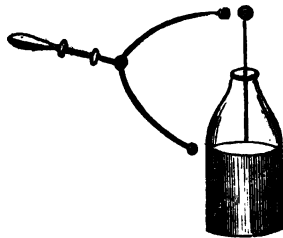
Describe fig. 238, and explain the principle on which its motion depends? Suppose one part or side of an electric is positive, what will be the electrical state of the other side or part? What part of the electrical apparatus is constructed on this principle? How is the Leyden vial constructed? Why is not the whole surface of the vial covered with the tin foil?

lated on the tin foil coating, while the glass above the tin foil prevents its escape, and thus the jar becomes charged. By connecting together a sufficient number of these jars, any quantity of the electric fluid may be accumulated. For this purpose, all the interior coatings of the jars are made to communicate with each other, by metallic rods passing between them, and finally terminating in a single rod. A similar union is also established, by connecting the external coats with each other. When thus arranged, the whole series may be charged, as if they formed but one jar, and the whole series may be discharged at the same instant. Such a combination of jars is termed an *electrical battery*.

959. For the purpose of making a direct communication between the inner and outer coating of a single jar, or battery, by which a discharge is effected, an instrument called a *discharging rod* is employed. It consists of two bent metallic rods, terminated at one end by brass balls, and at the other end connected by a joint. This joint is fixed to the end of a glass handle, and the rods being movable at the joint, the balls can be separated or brought near each other, as occasion requires. When opened to a proper distance, one ball is made to touch the tin foil on the outside of the jar, and then the other is brought into contact with the knob of the jar, as seen in fig. 240. In this manner a discharge is effected, or an equilibrium produced between the positive and negative sides of the jar.

When it is desired to pass the charge through any substance for experiment, then an *electrical circuit* must be established, of which the substance to be experimented upon must form a part. That is, the substance must be placed between the ends of two metallic conductors, one of which communicates with the positive, and the other with the negative side of the jar, or battery.

Fig. 240.




---

How is the Leyden vial charged? In what manner may a number of these vials be charged? What is an electrical battery? Explain the design of fig. 240, and show how an equilibrium is produced by the discharging rod. When it is desired to pass the electrical fluid through any substance, where must it be placed in respect to the two sides of the battery?



960. When a person takes the electrical shock in the usual manner, he merely takes hold of the chain connected with the outside coating, and the battery being charged, touches the knob with his finger, or with a metallic rod. On making this circuit, the fluid passes through the person from the positive to the negative side.

961. Any number of persons may receive the electrical shock, by taking hold of each other's hands, the first person touching the knob, while the last takes hold of a chain connected with the external coating. In this manner, hundreds, or perhaps thousands of persons, will feel the shock at the same instant, there being no perceptible interval in the time when the first and the last person in the circle feels the sensation excited by the passage of the electric fluid.

962. The atmosphere always contains more or less electricity, which is sometimes positive, and at others negative. It is, however, most commonly positive, and always so when the sky is clear, or free from clouds or fogs. It is always stronger in winter than in summer, and during the day than during the night. It is also stronger at some hours of the day than at others; being strongest about 9 o'clock in the morning, and weakest about the middle of the afternoon. These different electrical states are ascertained by means of long metallic wires extending from one building to another, and connected with electrometers.

963. It was proved by Dr. Franklin, that the electric fluid and *lightning* are the same substance, and this identity has been confirmed by subsequent writers on this subject.

If the properties and phenomena of lightning be compared with those of electricity, it will be found that they differ only in respect to degree. Thus, lightning passes in irregular lines through the air; the discharge of an electrical battery has the same appearance. Lightning strikes the highest pointed objects—takes in its course the best conductors—sets fire to non-conductors, or rends them in pieces—and destroys animal life; all of which phenomena are caused by the electric fluid.

964. Buildings may be secured from the effects of light-

---

Suppose the battery is charged, what must a person do to take the shock? What circumstance is related, which shows the surprising velocity with which electricity is transmitted? Is the electricity of the atmosphere positive or negative? At what times does the atmosphere contain most electricity? How are the different electrical states of the atmosphere ascertained? Who first discovered that electricity and lightning are the same? What phenomena are mentioned which belong in common to electricity and lightning?

ing, by fixing to them a metallic rod, which is elevated above any part of the edifice and continued to the moist ground, or to the nearest water. Copper, for this purpose, is better than iron, not only because it is less liable to rust, but because it is a better conductor of the electric fluid. The upper part of the rod should end in several fine points, which must be covered with some metal not liable to rust, such as gold, platina, or silver. *No protection is afforded by the conductor, unless it is continued without interruption from the top to the bottom of the building, and it cannot be relied on as a protector, unless it reaches the moist earth, or ends in water connected with the earth.* Conductors of copper may be three-fourths of an inch in diameter, but those of iron should be at least an inch in diameter. In large buildings, complete protection requires many lightning rods, or that they should be elevated to a height above the building in proportion to the smallness of their numbers, for modern experiments have proved that a rod only protects a circle around it, *the radius of which is equal to twice its length above the building.*

965. *Torpedo*.—Some fishes have the power of giving electrical shocks, the effects of which are the same as those obtained by the friction of an electric. The best known of these are the *Torpedo*, the *Gymnotus electricus* and the *Silurus electricus*.

966. The torpedo, when touched with both hands at the same time, the one hand on the under, and the other on the upper surface, will give a shock like that of the Leyden vial; which shows that the upper and under surfaces of the electric organs are in the positive and negative state, like the inner and outer surfaces of the electrical jar.

967. The gymnotus electricus, or electrical eel, possesses all the electrical powers of the torpedo, but in a much higher degree. When small fish are placed in the water with this animal, they are generally stunned, and sometimes killed, by his electrical shock, after which he eats them if hungry. The strongest shock of the gymnotus will pass a short distance through the air, or across the surface of an electric, from one conductor to another, and then there can be per-

---

How may buildings be protected from the effects of lightning? Which is the best conductor, iron or copper? What circumstances are necessary, that the rod may be relied on as a protector? What animals have the power of giving electrical shocks? Is this electricity supposed to differ from that obtained by art? How must the hands be applied, to take the electrical shock of these animals?

coived a small but vivid spark of electrical fire ; particularly if the experiment be made in the dark.

---

## MAGNETISM.

968. The native *Magnet*, or *Loadstone*, is an ore of iron, which is found in various parts of the world. Its color is iron black ; its specific gravity from 4 to 5, and it is sometimes found in crystals. This substance, without any preparation, attracts iron and steel, and when suspended by a string, will turn one of its sides towards the north and another towards the south.

969. It appears that an examination of the properties of this species of iron ore, led to the important discovery of the magnetic needle, and subsequently laid the foundation for the science of magnetism ; though at the present day magnets are made without this article.

970. The whole science of magnetism is founded on the fact, that pieces of iron or steel, after being treated in a certain manner, and then suspended, will constantly turn one of their ends towards the north, and consequently the other towards the south. The same property has been more recently proved to belong to the metals *nickel* and *cobalt*, though with much less intensity.

971. The *poles* of a magnet are those parts which possess the greatest power, or in which the magnetic virtue seems to be concentrated. One of the poles points north, and the other south. The *magnetic meridian* is a vertical circle in the heavens, which intersects the horizon at the points to which the magnetic needle, when at rest, directs itself.

972. The *axis* of a magnet, is a right line which passes from one of its poles to the other.

The *equator* of a magnet, is a line perpendicular to its axis, and is at the centre between the two poles.

973. The leading properties of the magnet are the following. It attracts iron and steel, and when suspended so as to

---

What is the native magnet or loadstone? What are the properties of the loadstone? On what is the whole subject of magnetism founded? What other metals besides iron possess the magnetic property? What are the poles of a magnet? What is the axis of a magnet? What is the equator of a magnet?

move freely, it arranges itself so as to point north and south. This is called the *polarity* of the magnet. When the *south* pole of one magnet is presented to the *north* pole of another, they will attract each other; this is called *magnetic attraction*. But if the two north or two south poles be brought together, they will repel each other, and this is called *magnetic repulsion*. When a magnet is left to move freely, it does not lie in a horizontal direction, but one pole inclines downwards, and consequently the other is elevated above the line of the horizon. This is called the *dipping*, or *inclination* of the magnetic needle. Any magnet is capable of communicating its own properties to iron or steel, and this, again, will impart its magnetic virtue to another piece of steel, and so on indefinitely.

974. If a piece of iron or steel be brought near one of the poles of a magnet, they will attract each other, and if suffered to come into contact, will adhere so as to require force to separate them. This attraction is mutual; for the iron attracts the magnet with the same force that the magnet attracts the iron. This may be proved, by placing the iron and magnet on pieces of wood floating on water, when they will be seen to approach each other mutually.

975. The force of magnetic attraction varies with the distance in the same ratio as the force of gravity; the attracting force being inversely as the square of the distance between the magnet and the iron.

976. The magnetic force is not sensibly affected by the interposition of any substance except those containing iron, or steel. Thus, if two magnets, or a magnet and piece of iron, attract each other with a certain force, this force will be the same, if a plate of glass, wood, or paper, be placed between them. Neither will the force be altered, by placing the two attracting bodies under water, or in the exhausted receiver of an air pump. This proves that the magnetic influence passes equally well through air, glass, wood, paper, water, and a vacuum.

977. Heat weakens the attractive power of the magnet, and a white heat entirely destroys it. Electricity will change the poles of the magnetic needle, and the explosion of a

---

What is meant by the polarity of a magnet? When do two magnets attract and when repel each other? What is understood by the dipping of the magnetic needle? How is it proved that the iron attracts the magnet with the same force that the magnet attracts the iron? How does the force of magnetic attraction vary with the distance? Does the magnetic force vary with the interposition of any substance between the attracting bodies? What is the effect of heat on the magnet?

small quantity of gun-powder on one of the poles, will have the same effect.

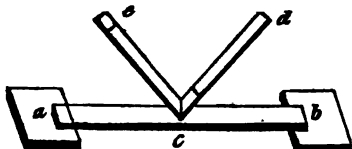
978. The attractive power of the magnet may be increased by permitting a piece of steel to adhere to it, and then suspending to the steel a little additional weight every day, for it will sustain, to a certain limit, a little more weight on one day than it would on the day before.

979. Small natural magnets will sustain more than large ones in proportion to their weight. It is rare to find a natural magnet, weighing 20 or 30 grains, which will lift more than thirty or forty times its own weight. But a minute piece of natural magnet, worn by Sir Isaac Newton, in a ring, which weighed only three grains, is said to have been capable of lifting 746 grains, or nearly 250 times its own weight.

980. The magnetic property may be communicated from the loadstone, or artificial magnet, in the following manner, it being understood that the north pole of one of the magnets employed, must always be drawn towards the south pole of the new magnet, and that the south pole of the other magnet employed, is to be drawn in the contrary direction. The north poles of magnetic bars are usually marked with a line across them, so as to distinguish this end from the other.

981. Place two magnetic bars, *a* and *b*, fig. 241, so that the north end of one may be nearest the south end of the other, and at such a distance that the ends of the steel bar to be touched, may rest upon them.

Fig. 241.



Having thus arranged them, as shown in the figure, take the two magnetic bars, *d* and *e*, and apply the south end of *e*, and the north end of *d*, to the middle of the bar *c*, elevating their ends as seen in the figure. Next separate the bars *e* and *d*, by drawing them in opposite directions along the surface of *c*, still preserving the elevation of their ends; then removing the bars *d* and *e* to the distance of a foot or more from the bar *c*, bring their north and south poles into contact, and then having again placed them on the middle of *c*, draw them in contrary directions, as before. The same process

---

What is the effect of electricity, or the explosion of gun-powder on it? How may the power of a magnet be increased? What is said concerning the comparative powers of great and small magnets? Explain fig. 241, and describe the mode of making a magnet

must be repeated many times on each side of the bar *c*, when it will be found to have acquired a strong and permanent magnetism.

982. If a bar of iron be placed, for a long period of time, in a north and south direction, or in a perpendicular position, it will often acquire a strong magnetic power. Old tongs, pokers, and fire shovels, almost always possess more or less magnetic virtue, and the same is found to be the case with the iron window bars of ancient houses, whenever they have happened to be placed in the direction of the magnetic line.

983. A *magnetic needle*, such as is employed in the mariner's and surveyor's compass, may be made by fixing a piece of steel on a board, and then drawing two magnets from the centre towards each end, as directed at fig. 241. Some magnetic needles in time lose their virtue, and require again to be magnetized. This may be done by placing the needle, still suspended on its pivot, between the opposite poles of two magnetic bars. While it is receiving the magnetism, it will be agitated, moving backwards and forwards, as though it were animated, but when it has become perfectly magnetized, it will remain quiescent.

984. The *dip*, or *inclination* of the magnetic needle, is its deviation from its horizontal position, as already mentioned. A piece of steel, or a needle, which will rest on its centre, in a direction parallel to the horizon, before it is magnetized, will afterwards incline one of its ends towards the earth. This property of the magnetic needle was discovered by a compass maker, who, having finished his needles before they were magnetized, found that immediately afterwards, their north ends inclined towards the earth, so that he was obliged to add small weights to their south poles, in order to make them balance, as before.

985. The dip of the magnetic needle is measured, by a graduated circle, placed in the vertical position, with the needle suspended by its side. Its inclination from a horizontal line, marked across the face of this circle, is the measure of its dip. The circle, as usual, is divided into 360 degrees, and these into minutes and seconds.

986. The dip of the needle does not vary materially at the same place, but differs in different latitudes, increasing as it

---

In what positions do bars of iron become magnetic spontaneously? How may a needle be magnetized without removing it from its pivot? How was the dip of the magnetic needle first discovered? In what manner is the dip measured? What circumstance increases or diminishes the dip of the needle?

is carried towards the north, and diminishing as it is carried towards the south. At London, the dip for many years has varied little from 72 degrees. In the latitude of 80 degrees north, the dip, according to the observations of Capt. Parry, was 88 degrees.

987. Although, in general terms, the magnetic needle is said to point north and south, yet this is very seldom strictly true, there being a variation in its direction, which differs in degree at different times and places. This is called the *variation*, or *declination*, of the magnetic needle.

988. This variation is determined at sea, by observing the different points of the compass at which the sun rises, or sets, and comparing them with the true points of the sun's rising or setting, according to astronomical tables. By such observations it has been ascertained that the magnetic needle is continually declining alternately to the east or west from due north, and that this variation differs in different parts of the world at the same time, and at the same place at different times.

989. In 1580, the needle at London pointed 11 degrees 15 minutes east of north, and in 1657 it pointed due north and south, so that it moved during that time at the mean rate of about 9 minutes of a degree in each year, towards the north. Since 1657, according to observations made in England, it has declined gradually towards the west, so that in 1803, its variation west of north was 24 degrees.

990. At Hartford, Connecticut, in latitude about 41, it appears from a record of its variations, that since the year 1824, the magnetic needle has been declining towards the west, at the mean rate of 3 minutes of a degree annually, and that on the 20th of July, 1829, the variation was 6 degrees 3 minutes west of the true meridian.

991. The cause of this annual variation has not been demonstrated, though according to the experiment of Mr. Canton, it has been ascertained that there are slight variations during the different months of the year, which seem to depend on the degrees of heat and cold.

992. The directive power of the magnet is of vast importance to the world, since by this power, mariners are enabled to conduct their vessels through the widest oceans, in any

---

What is meant by the declination of the magnetic needle? How is this variation determined? What has been ascertained concerning the variation of the needle at different times and places?

given direction, and by it travellers can find their way across deserts which would otherwise be impassable.

## GALVANISM.

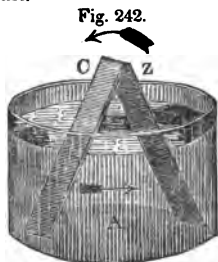
993. The design of this epitome of the principles of Galvanism, is to prepare the pupil to understand the subject of Electro-Magnetism, which, on account of several recent propositions to apply this power to the movement of machinery, has become one of the exciting scientific subjects of the day.

We shall therefore leave the student to learn the history and progress of Galvanism from other treatises, and come at once to the principles of the science.

994. When two metals, one of which is more easily oxidated than the other, are placed in acidulated water, and the two metals are made to touch each other, or a metallic communication is made between them, there is excited an electrical or galvanic current, which passes from the metal most easily oxidated, through the water, to the other metal, and from the other metal through the water around to the first metal again, and so in a perpetual circuit.

995. If we take, for example, a slip of zinc, and another of copper, and place them in a cup of diluted sulphuric acid, fig. 242, their upper ends in contact, and above the water, and their lower ends separated, then there will be constituted a *galvanic circle*, of the simplest form, consisting of three elements, zinc, acid, copper. The galvanic influence being excited by the acid, will pass from the zinc, Z, the metal most easily oxidated, through the acid, to the copper C, and from the copper to the zinc again, and so on continually, until one or the other of the elements is destroyed, or ceases to act.

996. The same effect will be produced, if instead of allowing the metallic plates to come in contact, a communication between them be made by means of wires, as shown by fig.



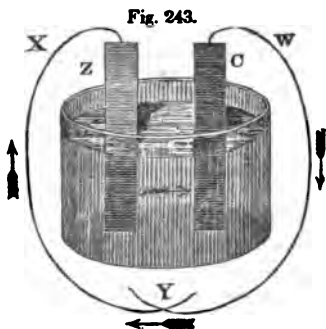

---

What conditions are necessary to excite the galvanic action? From which metal does the galvanism proceed? Describe the circuit.



243 In this case, as well as in the former, the electricity proceeds from the zinc Z, which is the positive side, to the copper C, being conducted by the wires in the direction shown by the arrows.

997. The completion of the circuit by means of wires, enables us to make experiments on different substances by passing the galvanic influence through them, this being the method employed to exhibit the effects of galvanic batteries, and by which the most intense heat may be produced.



## ELECTRO-MAGNETISM.

998. When the two poles of a battery are connected by means of a copper wire of a yard or two in length, the two parts being supported on a table in a north and south direction, for some of the experiments, but in others the direction must be changed as will be seen. This wire, it will be remembered, is called the *uniting wire*.

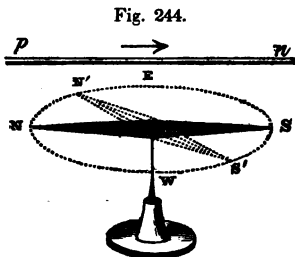
999. Being thus prepared, and the galvanic battery in action, take a magnetic needle six or eight inches long, properly balanced on its pivot, and having detached the wire from one of the poles, place the magnetic needle under the wire, but parallel with it, and having waited a moment for the vibrations to cease, attach the uniting wire to the pole. The instant this is done, and the galvanic circuit completed, the needle will deviate from its north and south position, turning towards the east or west, according to the direction in which the galvanic current flows. If the current flows from the north, or the end of the wire along which it passes to the south is connected with the positive side of the battery, then the north pole of the needle will turn towards the east;

What is the uniting wire? If the needle is stationary, and the current flows from the north, what way will the needle turn?

but if the direction of the current is changed, the same pole will turn in the opposite direction.

1000. If the uniting wire is placed *under* the needle, instead of over it, as in the above experiment, the contrary effect will be produced, and the north pole will deviate towards the west.

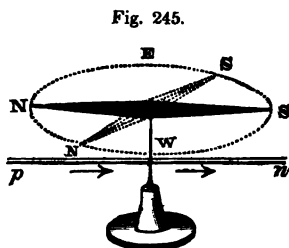
1001. These deviations will be understood by the following figures. In fig. 244, N presents the north, and S the south pole of the magnetic needle, and *p* the positive and *n* the negative ends of the uniting wire. The galvanic current, therefore, flows from *p* towards *n*, or, the wire being parallel with the needle, from the north towards the south, as shown by the direction of the arrow in the figure.



Now the uniting wire being *above* the needle, the pole N, which is towards the positive side of the battery, will deviate towards the east, and the needle will assume the direction N' S'.

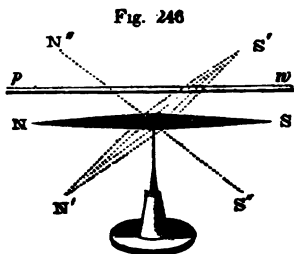
On the contrary, when the uniting wire is carried *below* the needle, the galvanic current being in the same direction as before, as shown by fig. 245, then the same, or north pole, will deviate towards the west, or in the contrary direction from the former, and the needle will assume the position N S.

1002. When the uniting wire is situated in the same horizontal plane with the needle, and is parallel to it, no movement takes place towards the east or west; but the needle dips, or the end towards the positive end of the wire is depressed, when the wire is on the east side, and elevated when it is on the west side.



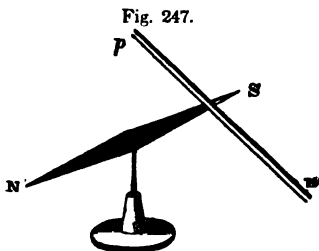
Explain fig. 244.

Thus, if the uniting wire  $p$   $n$ , fig. 246, is placed on the east side of the needle  $N S$ , and parallel to, and on a level with it, then the north pole,  $N$ , being towards the positive end of the wire, will be elevated, and the needle will assume the position of the dotted needle  $N' S'$ . But if the wire be changed to the western side, other circumstances being the same, then the north pole will be depressed, and the needle will take the direction of the dotted line  $N'' S''$ .

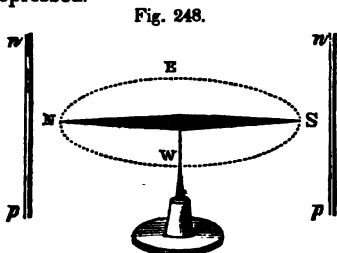


1003. If the uniting wire, instead of being parallel to the needle, be placed at right-angles with it, that is, in the direction of east and west, and the needle brought near, whether above or below the wire, then the pole is depressed when the positive current is from the west, and elevated when it is from the east.

1004. Thus, the pole  $S$ , fig. 247, is elevated, the current of positive electricity being from  $p$  to  $n$ , that is, across the needle from the east towards the west. If the direction of the positive current is changed, and made to flow from  $n$  to  $p$ , the other circumstances being the same, the south pole of the needle will be depressed.



1005. When the uniting wire, instead of being placed in a horizontal position as in the last experiment, is placed vertically, either to the north or south of the needle, and near its pole, as shown by fig. 248, then if the lower extremity of



Explain figures 246, 247, and 248.

the wire receives the positive current, as from  $p$  to  $n$ , the needle will turn its pole towards the west.

If now the wire be made to cross the needle at a point about half way between the pole and the middle, the same pole will deviate towards the east. If the positive current be made to flow from the upper end of the wire, all these phenomena will be reversed.

#### LAWS OF ELECTRO-MAGNETIC ACTION.

1006. An examination of the facts which may be drawn from an attentive consideration of the above experiments are sufficient to show that the magnetic force which emanates from the conducting wire, is different in its operation from any other force in nature, with which philosophers had been acquainted.

1007. This force does not act in a direction parallel to that of the current which passes along the wire, "but its action produces motion in a circular direction *around* the wire, that is, in a direction at right-angles to the radius, or in the direction of the tangent to a circle described round the wire in a plane perpendicular to it."

1008. In consequence of this circular current, which seems to emanate from the regular polar currents of the battery, the magnetic needle is made to assume the positions indicated by the figures above described, and the effects of which is, to change the direction of the needle from the magnetic meridian, moving it through the section of a circle in a direction depending on the relative position of the wire and the course of the electric fluid. And we shall see hereafter that there is a variety of methods by which this force can be applied to produce a continued circular motion.

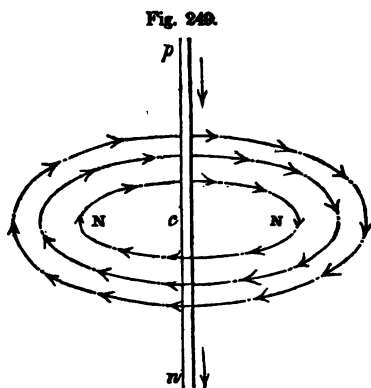
#### CIRCULAR MOTION OF THE ELECTRO-MAGNETIC FLUID.

1009. We have already stated that the action of this fluid produces motion in a circular direction. Thus, if we suppose the conducting wire to be placed in a vertical situation, as shown by fig. 249, and  $p n$ , the current of positive electricity, to be descending through it, from  $p$  to  $n$ , and if through the point  $c$  in the wire the plane  $N N$  be taken, perpendicular to  $p n$ , that is in the present case a horizontal plane, then if

---

Does the magnetic force of galvanism differ from any we have before known, or not? In what direction does this force act, as it passes along the wire?

any number of circles be described in that plane, having  $c$  for their common centre, the action of the current on the wire upon the north pole of the magnet, will be to move it in a direction corresponding to the motion of the hands of a watch, having the dial towards the positive pole of the battery. The arrows show the direction of the current's motion in the figure.

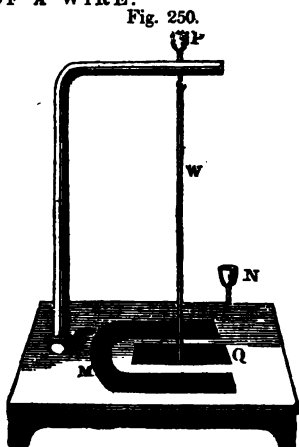


If we employ a metal through the substance of which the magnetic needle can move, we shall have an opportunity of knowing whether the fluid has the circular action in question, for then the needle will have liberty to move in the direction of the electrical current.

1010. For this purpose *mercury* is well adapted, being a good conductor of electricity, and at the same time so fluid as to allow a solid to circulate in it, or on its surface, with considerable facility. This, therefore, is the substance employed in these experiments.

#### • VIBRATION OF A WIRE.

1011. A conducting copper wire,  $w$ , fig. 250, is suspended by a loop from a hook of the same metal, which passes through the arm of metal or wood, as seen in the cut. The upper end of the hook terminates in the cup  $P$ , to contain mercury. The lower end of the copper wire just touches the mercury,  $Q$ , contained in a little trough about an inch long, formed in the wood on which the horse-shoe magnet,  $M$ , is laid, the mercury being equally distant from the two poles.



The cup, N, has a stem of wire which passes through the wood of the platform into the mercury, this end of the wire being tinned, or amalgamated, so as to form a perfect contact.

1012. Having thus prepared the apparatus, put a little mercury into the cups P and N, and then form the galvanic circuit by placing the poles of the battery in the two cups, and if every thing is as it should be, the wire will begin to vibrate, being thrown with considerable force either towards M or Q, according to the position of the magnetic poles, or the direction of the current, as already explained. In either case it is thrown out of the mercury, and the galvanic circuit being thus broken, the effect ceases until the wire falls back again by its own weight, and touches the mercury, when the current being again perfected, the same influence is repeated, and the wire is again thrown away from the mercury, and thus the vibratory motion becomes constant.

This forms an easy and beautiful electro-magnetic experiment, and may be made by any one of common ingenuity, who possesses a galvanic battery, even of small power, and a good horse-shoe magnet.

1013. The platform may be nothing more than a piece of pine board eight inches long and six wide, with two sticks of the same wood, forming a standard and arm for suspending the vibrating wire. The cups may be made of percussion caps, exploded, and soldered to the ends of pieces of copper bell wire.

1014. The wire must be nicely adjusted with respect to the mercury, for if it strikes too deep, or is too far from the surface, no vibrations will take place. It ought to come so near the mercury as to produce a spark of electrical fire, as it passes the surface, at every vibration, in which case it may be known that the whole apparatus is well arranged. The vibrating wire must be pointed and amalgamated, and may be of any length, from a few inches to a foot or two.

#### ROTATION OF A WHEEL.

1015. The same force which throws the wire away from the mercury, will cause the rotation of a spur-wheel. For this purpose the conducting wire, instead of being suspended as in the former experiment, must be fixed firmly to the

---

How may the direction of the vibrating wire be changed? Explain fig. 250, and describe the course of the electric fluid from one cup to the other. How must the points of the vibrating wire be adjusted in order to act?

arm, as shown by fig. 251. A support for the axis of the wheel may be made by soldering a short piece to the side of the conducting wire, so as to make the form of a fork, the lower ends of which must be flattened with a hammer, and pierced with fine orifices, to receive the ends of the axis.

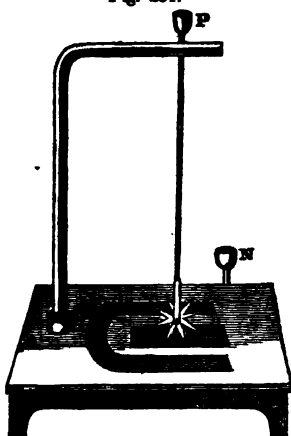
1016. The apparatus for a revolving wheel is in every respect like that already described for the vibrating wire, except in that above noticed. The wheel may be made of brass or copper, but must be thin and light, and so suspended as to move freely and easily. The points of the notches must be amalgamated, which is done in a few minutes, by placing the wheel on a flat surface, and rubbing them with mercury by means of a cork. A little diluted acid from the galvanic battery will facilitate the process. The wheel may be from half an inch to several inches in diameter. A cent hammered thin, which may be done by heating it two or three times during the process, and then made perfectly round, and its diameter cut into notches with a file, will answer every purpose.

1017. This affords a striking and novel experiment; for when every thing is properly adjusted, the wheel instantly begins to revolve by touching with one of the wires of the battery the mercury in the cup P or N.

When the poles of the magnet, or those of the battery, are changed, the wheel instantly revolves in a contrary direction from what it did before.

1018. It is, however, not absolutely necessary to divide the wheel into notches, or rays, in order to make it revolve, though the motion is more rapid, and the experiment succeeds much better by doing so.

Fig. 251.

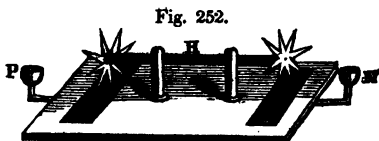



---

Explain fig. 251? In what manner may the points of the spur wheel be amalgamated? If the motion of the fluid is changed, what effect does it have on the wheel?

## REVOLUTION OF TWO WHEELS.

1016. If two wheels be arranged as represented by fig. 252, they will both revolve by the same electrical current. Each horse-shoe magnet has its trough of mercury. The magnets have been omitted in the drawing, but are to be placed precisely as in the last figure. The electrical communication is to be made through the cups of mercury, P and N, and its course is as follows:—From the cup it passes into the mercury; from the mercury through the radii to the axis of the wheel, and along the axis to the other wheel, down which it passes to the mercury, and so to the other cup, and to the opposite pole of the battery.

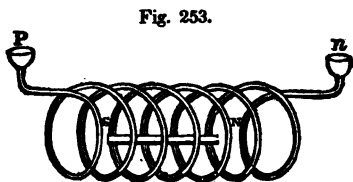


The poles of the magnets for this experiment, must be opposed to each other.

## ELECTRO-MAGNETIC INDUCTION.

1020. Experiment proves that the passage of the galvanic current through a copper wire renders iron magnetic when in the vicinity of the current. This is called *magnetic induction*.

1021. The apparatus for this purpose is represented by fig. 253, and consists of a copper wire coiled, by winding it around a piece of wood. The turns of the wire



should be close together for actual experiment, they being parted in the figure to show the place of the iron to be magnetized. The best method is, to place the coiled wire, which is called an *electrical helix*, in a glass tube, the two ends of the wire of course projecting. Then placing the body to be magnetized within the folds, send the galvanic influence through the whole by placing the poles of the battery in the cups.

Explain fig. 252, and show how two wheels may be made to revolve by the same current. What is meant by magnetic induction? Explain fig. 253. What is this figure called? Does any substance become permanently magnetic by the action of the electrical helix?



1022. Steel thus becomes permanently magnetic, the poles, however, changing as often as the fluid is sent through it in a contrary direction. A piece of watch-spring placed in the helix, and then suspended, will exhibit polarity, but if its position be reversed in the helix, and the current again sent through it, the north pole will become south. If one blade of a knife be put into one end of the helix, it will repel the north pole of a magnetic needle, and attract the south; and if the other blade be placed in the opposite end of the helix, it will attract the north pole, and repel the south, of the needle.

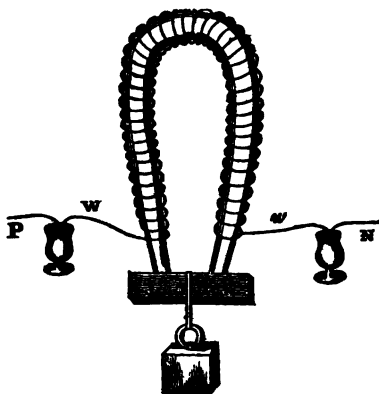
1023. *Temporary Magnets.*—Temporary magnets, of almost any power, may be made by winding a thick piece of soft iron with many coils of insulated copper wire.

The best form of a magnet for this purpose is that of a horse-shoe, and which may be made in a few minutes by heating and bending a piece of cylinder iron, an inch or two in diameter, into this form.

1024. The copper wire (bell wire) may be insulated by winding it with cotton thread. If this cannot be procured, common bonnet wire will do, though it makes less powerful magnets than copper.

1025. The coils of wire may begin near one pole of the magnet and terminate near the other, as represented by fig. 254, or the wire may consist of shorter pieces wound over each other, on any part of the magnet. In either case, the ends of the wire, where several pieces are used, must be soldered to two strips of tinned sheet copper, for the combined positive and negative poles of the wires. To form the magnet, these pieces of copper are made

Fig. 254.




---

How may the poles of a magnet be changed by the helix? How may temporary magnets be made? For what purpose are the ends of the wires to be soldered to pieces of copper?

to communicate with the poles of the battery, by means of cups containing mercury, as shown in the figure, or by any other method.

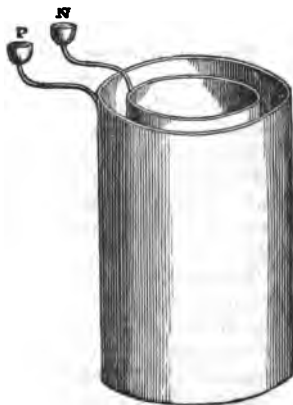
1026. The effect is surprising, for on completing the circuit with a piece of iron an inch in diameter, in the proper form, and properly wound, a man will find it difficult to pull off the armature from the poles ; but on displacing one of the galvanic poles, the attraction ceases instantly, and the man, if not careful, will fall backwards, taking the armature with him. Magnets have been constructed in this manner, which would suspend ten thousand pounds.

1027. GALVANIC BATTERY.—One of the most convenient forms of a galvanic battery for experiments described in this work is represented by fig. 255.

It consists of a cylinder of sheet copper, within which is another of zinc. The zinc has for its bottom a piece of sheep skin, or bladder, tied on with a string, and is suspended an inch or two from the bottom of the copper cylinder. Or, the whole inner cylinder may be made of leather with a slip of zinc within it. This is done to prevent the fluid which the inner cylinder contains from mixing with that contained between the two ; and still, the leather being porous, the water it contains conducts the galvanic influence from one cell to the other, as already stated. The diameter of the outer cup may be five or six inches, and the inner one three or four. The zinc may be suspended by making two holes near the top and tying on a piece of glass tube or a slip of wood. This part has often to be removed and cleaned, by scraping off the black oxide, which, if it remains, will prevent the action of the battery. The action will be sustained much longer if the zinc is amalgamated by spreading on it a little mercury before it is used, and while the surface is bright.

The cups, P N, are the positive and negative poles. They

Fig. 255.



Describe the battery fig. 255. Which is the positive, and which the negative metal ?

may be made of percussion caps, soldered to the ends of two copper wires; the other ends being connected by soldering, or otherwise, one with the zinc, and the other with the copper, cylinder.

The inner cup is to be filled with water mixed with about a twentieth part of sulphuric acid, while the cell between the two contains a saturated solution of sulphate of copper, or blue vitriol. In order to keep the solution saturated, especially when casts are to be taken, some of the solid vitriol is to be tied in a rag and suspended in it.

This battery, it will be seen, differs materially from that already described. In that the galvanic fluid is only available for the purpose there described, while from this the influence may be applied to any purpose required.

#### ELECTROTYPE.

The art of covering the base metals, as copper, and the alloys of zinc, tin, &c., with gold and silver, as also of copying medals, by means of the electrical current, is called *electrotype* or *voltatype*.

This new art is founded on the simple fact, that when the galvanic influence is passed through a metallic solution, under certain conditions, decomposition takes place, and the metal is deposited in its pure form on the negative pole of the battery.

The theory by which this effect is explained is, that the hydrogen evolved by the action of the acid on the positive pole of the battery combines with the oxygen of the dissolved metal, forming water, while the metal itself, thus set free, is deposited at the negative side of the battery.

Many of the base metals, as copper, the alloys of zinc, and tin, may by such means be covered with gold, or silver, and thus a cheap and easy method of gilding and plating is effected.

This art, now only about four years old, has excited great interest, not only among men of science, but among mechanics, so that in England many hundreds, and perhaps thousands of hands are already employed in silvering, gilding, and coppering, taking impressions of medals and of copper plates, for printing, and of performing such other work as the art is capable of. Volumes have been written to explain

---

What is electrotype? On what fact is it said this art is founded? On which pole is the metal deposited? What is the theory by which this effect is explained?

the different processes to which this art is applicable, and considering its recent discovery and the variety of uses to which it is already applied, no doubt can exist that it will finally become of great importance to the world.

In this short treatise we can only introduce the pupil to the subject, by describing a few of the most simple processes of the art in question, and this we hope to do in so plain a manner, that any one of common ingenuity can gild, silver, or copper, and take impressions of medals at his leisure.

*Copying of Medals.*—This new art has been applied very extensively in the copying of ancient coins and medals, which it does in the utmost perfection, giving every letter, and feature, or even an accidental scratch, exactly like the original. When the coin is a *cameo* the figures or letters being raised, it is obvious that if the metal be cast directly upon it, the medal will be reversed, that is, the figures will be indented, and the copy will be an *intaglio* instead of a *cameo*. To remedy this, a cast, or impression must first be taken of the medal, on which the electrotpe process is to act, when the copy will in all respects imitate the original.

There is a variety of ways of making such casts, according to the substance used for the purpose. We shall only mention plaster of Paris, wax, and fusible metal.

*Plaster Casts.*—When plaster is used, it must be, what is termed boiled, that is, heated, so as to deprive it of all moisture. This is the preparation of which stereotype casts are made. The dry powder being mixed with water to the consistence of cream, is placed on the medal with a knife to the thickness of a quarter or half an inch, according to its size. In a few minutes the plaster *sets*, as it is termed, or becomes hard. To insure its easy detachment, the medal is rubbed over with a little oil.

The cast thus formed is first to be coated with boiled linseed oil, and then its face covered with fine pulverized black lead, taking care that the indented parts are not filled, nor the raised parts left naked. The lead answers the purpose of a metallic surface, on which the copper is deposited by the galvanic current. This is a curious, and very convenient discovery, since wood cuts, engraved stones, and copies in sealing wax, can thus be copied.

To insure contact between the black lead on the face of the cast and the wire conductor, the cast is to be pierced with an awl, on one of its edges, and the sharp point of the wire passed to the face, taking care, after this is done, to rub

on more lead, so that it shall touch the point of the wire, and thus communicate with the whole face of the medal.

*Wax Casts.*—To copy medallions of plaster of Paris, place the cast in warm water, so that the whole may be saturated with the water, but keeping the face above it. When the cast has become warm and moist, remove, and having put a slip of paper around its rim, immediately pour into the cup thus formed, bees wax, ready melted for this purpose. In this way copies may be taken, not only from plaster casts, but from those of other substances.

To render the surface of the wax a conductor of electricity, it is to be covered with black lead in the manner directed for plaster casts. This is put on with a soft brush, until it becomes black and shining.

The electrical conductor is now to be heated and pressed upon the edge of the wax, taking care that a little of its surface is left naked, on, and around which the black lead is again to be rubbed, to insure contact with the whole surface.

Both of the above preparations require considerable ingenuity and attention in order to make them succeed in receiving the copper. If the black lead does not communicate with the pole, and does not entirely cover the surface, or if it happens to be a poor quality, which is common, the process will not succeed; but patience, and repeated trials, with attention to the above descriptions, will insure final success.

*Fusible Metal Casts.*—This alloy is composed of 8 parts of bismuth, 5 of lead, and 3 of tin, melted together. It melts at about the heat of boiling water, and hence may be used in taking casts from engraved stones, coins, or such other substances as a small degree of heat will not injure.

To take a cast with this alloy, surround the edge of the medal to be copied, with a slip of paper, by means of paste so as to form a shallow cup, the medal being the bottom. Then having melted the alloy in a spoon, over an alcohol lamp, pour it in, giving it a sudden blow on the table, or a shake, in order to detach any air, which may adhere to the medal. In a minute or two it will be cool, and ready for the process.

Another method is, to attach the medal to a stick, with sealing wax, and having poured a proper quantity of the fused alloy on a smooth board, and drawn the edge of a card over it, to take off the dross, place the medal on it, and with a steady hand let it remain until the cast cools.

Next, having the end of the copper wire for the zinc

pole clean, heat it over a lamp, and touch the edge of the cast therewith, so that they shall adhere, and the cast will now be ready for the galvanic current.

To those who have had no experience in the electrotype art, this is much the best, and most easy method of taking copies, as it is not liable to failure like those requiring the surfaces of the moulds to be black leaded, as above described.

*Galvanic Arrangement.*—Having prepared the moulds, as above directed, these are next to be placed in a solution of the sulphate of copper, (blue vitriol) and subjected to the electrical current. For this purpose only a very simple battery is required, especially where the object is merely a matter of curiosity.

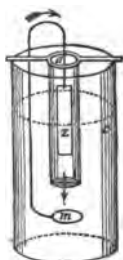
For small experiments, a glass jar holding a pint, or a pitcher, or even a tumbler will answer, to hold the solution. Provide also a cylinder of glass two inches in diameter and stop the bottom with some moist plaster of Paris, or instead thereof, tie around it a piece of bladder, or thin leather, or the whole cylinder may be made of leather, with the edges sewed nicely together, and stopped with a cork, so that it will not leak. The object of this part of the arrangement is, to keep the dilute sulphuric acid which this contains, from mixing with the solution of sulphate of copper, which surrounds it, still having the texture of this vessel so spongy as to allow the galvanic current to pass through the moisture which it absorbs, water being a good conductor of electricity.

Provide also a piece of zinc in form of a bar, or cylinder, or slip, of such size as to pass freely into the above described cylinder.

Having now the materials, the arrangement will readily be understood by fig. 256, where *c* is the vessel containing the solution of sulphate of copper; *a*, the cylinder of leather, or glass; *z* the zinc, to which a piece of copper wire is fastened, and at the other end of which, is the cast, *m*, to be copied. The proportions for the vessel, *a*, are about 1 part sulphuric acid to 16 of water by measure. The solution of copper for *c* may be in the proportions of 2 ounces of the salt to 4 ounces of water. The voltaic current passes from the positive zinc to the negative amalgam cast, where the pure copper is deposited.

In order to keep the solution saturated, a little sulphate of

Fig. 256.



copper is tied in a rag, and suspended in the solution. In 24 or 36 hours, the copper, (if all is right,) will be sufficiently thick on the cast, the back and edges of which should be covered with varnish to prevent its deposition except on the face.

If the copper covers the edges, a file or knife will remove it, when by inserting the edge of the knife between the two metals, the copy will be separated, and will be found an exact copy of the original.

If the acid in the inner cylinder is too strong, the process is often too vigorous, and the deposition, instead of being a film of solid copper on the cast, will be in the form of small grains on the lower end of the wire. The weakest power consistent with precipitation should therefore be applied.

#### ELECTRO-GILDING.

*Gilding without a Battery.*—After the solution is prepared, the process of electrotype gilding is quite simple, and may be performed by any one of common ingenuity.

The solution for this purpose is cyanide of gold dissolved in pure water. This is prepared by dissolving the metal in aqua-regia, composed one part nitric, and two of muriatic acid. Ten, or fifteen grains of gold, to an ounce and a half of the aqua-regia, may be the proportions. The acid being evaporated, the salt which is called the chloride of gold is dissolved in a solution, made by mixing an ounce of the cyanuret of potash with a pint of pure water. The cyanuret of potash is decomposed and a cyanide of gold remains in solution. About 20 grains of the chloride of gold is a proper quantity for a pint of the solution. The cyanuret of potash, and the chloride, or oxide of gold, may be bought at the apothecaries.

Having prepared the solution, the most simple method of gilding is to pour a quantity of it into a glass jar, or a tumbler, and place in it the silver, copper, or German silver to be gilded, in contact with a piece of bright zinc, and the process will immediately begin. No other battery, except that formed by the zinc, and metal which receives the gold, is required. The zinc at the point of contact must be bright and well fastened to the other metal by a string or otherwise. The process will be hastened by warmth, which may be applied by placing the jar and its contents in a vessel of warm water. So far as the author knows, this simple process originated with himself, and answers admirably as an experi

ment in the electrotype art. The gold, however, is apt to settle upon the zinc, but which may be prevented by a little shell-lac varnish rubbed on it, except at the point of contact. The handles of scissors, silver spectacles, pencils, &c., may be handsomely gilt by this process.

*Gilding with a Battery.*—If the operator desires to extend his experiments in the art of electro-gilding, a small battery must be employed, of which there are many varieties. The best for more extensive operations, is that composed of platinized silver, and amalgamated zinc.

For this purpose the platina is first dissolved in aqua-regia, in proportion of 10 grains to the ounce, and then precipitated on the silver. The silver is in sheets, such as is used for plating, no thicker than thin writing paper. This may be obtained of the silver platers, and being well cleaned, is ready for the process.

These plates being covered with platina, are insoluble in the acid employed, and hence they will last many years. The amalgamated plates are also durable, and do not require cleaning.

These platinized sheets are confined between two plates of amalgamated zinc. The process of amalgamation consists in rubbing mercury, with a little mass of cotton wool held in the fingers, on the clean zinc. These plates may be fixed half an inch apart by means of little pieces of wood, with the sheets between them, but not touching each other. The plates, having a metallic connection, form the positive side of the battery, while a copper wire soldered to the silver sheet makes the negative side. The dimensions of these plates may be four or five inches long, and three or four wide.

For experimental purposes, however, a less expensive battery may be used, that represented by fig. 255, made of copper and zinc, being sufficient.

To gild by means of a battery, place the solution, made as above described, in a glass vessel, and connect the article to be gilded with the pole coming from the zinc side of the battery, letting the other wire, which should be tipped with a little piece of gold, dip into the solution. The gilding process will immediately begin, and in three or four hours a good coat of gold will be deposited on the article immersed.

To keep the solution quite pure, the tips of the poles where they dip into the fluid should be of gold. If they are of copper, a portion of the metal will be dissolved and injure the result.



## ELECTRO-PLATING.

The process of silvering copper, or the alloys of the metals, such as German silver, is done on the same principle as that described for gilding, but there seems to be more difficulty in making the process succeed to the satisfaction of the artist than there is in depositing gold.

The following is the method employed by Mr. Sumner Smith, of this city, the most experienced electrotype artist within our acquaintance. It will succeed perfectly in the hands of those who will follow the directions.

Make a solution of cyanuret of potash in pure water, in the proportion of an ounce to a pint. Having placed it in a glass vessel, prepare the battery for action as usual. Then attach to the pole of the silver, or copper side of the battery, a thin plate of silver, and immerse this in the cyanuret solution. The pole from the zinc side being now dipped into the fluid, the electro-chemical action on the silver plate instantly begins, and a rapid decomposition of the metal is effected, and in a short time the solution will be saturated with the silver, as will be indicated by the deposition of the metal on the end of the copper pole coming from the zinc side of the battery. The solution is now ready for use, but the remains of the silver, still undissolved, must not be removed before immersing the articles to be plated, since the solution is thus kept saturated.

This solution is much better than that prepared by dissolving the silver separately in an acid, and then re-dissolving in the cyanuret of potash as is usually done, for in the latter case the silver is apt to be deposited on German silver, brass, iron and other metals, without the galvanic action, in which case it does not adhere well, whereas the solution made as above directed is not liable to this imperfection.

During the preparation of the fluid, only a very small copper wire should be employed on the zinc side of the battery.

The articles to be plated must be well cleaned before immersion. To effect this, dip them into dilute sulphuric acid for a few minutes, then rub them with sand or whiting, and rinse in pure water.

Now having exchanged the small copper pole of the zinc side of the battery, for a larger one of the same metal, tipped with silver, connect the article to be plated with this, the other pole with the silver plate attached being still immersed in the solution.

The process must now be watched, and the silver attached to the copper side raised nearly out of the fluid, in case bubbles of hydrogen are observed to rise from the pole on the other side, or the articles attached to it. The greater the surface of silver in the fluid, the more energetic will be the action, short of the evolution of hydrogen from the other pole, but when this is observed, the decomposing silver must be raised so far out of the fluid as to stop its evolution.

By this method, a thick and durable coat of silver may be placed on old copper tea-pots, candlesticks, or other vessels of this sort, where the silvering has been worn off by long use.

#### PHOTOGRAPHY.

The word, *photography*, means written, or delineated by light, and is descriptive of the manner in which the pictures, or designs we are about to describe are taken. The principle on which this art is founded is quite simple, and will be readily understood by those who have made chemical experiments, and especially with nitrate of silver, of which the common marking ink is made. This is merely a solution of some salt of silver, the nature of which is, to grow dark on exposure to light, but remains colorless when kept in a perfectly dark place.

Now if a sheet of white paper be imbued with a solution of this salt, and then with the hand placed upon it, exposed to the light, there will be a figure of the hand left on the paper, in white, the ground being black. The reason of this, from what we have already said, is obvious; that portion of the paper which is protected by the hand remains white, while that which is exposed to the light turns black.

The photographic art consists in first covering common writing paper with the salt of silver, then taking the picture by means of the camera obscura, and afterwards applying some solution which prevents the ground from changing its color by exposure to the light.

The chief difficulty lies in perfecting the latter part of the process, and for this purpose, as well as with respect to the particular salt of silver to be used, and the way of applying it, a great variety of methods have been devised.

*Nitrated Paper.*—The most simple kind of photographic paper is made by dissolving one ounce of the crystallized nitrate of silver in four ounces of pure water, and applying it to the paper by means of a soft brush.

For this purpose the paper must be fastened to a piece of board with pins at each corner. In putting on the solution care must be taken not to touch the same part twice with the brush, for if it is not spread equally, the sheet will grow darker in some parts than in others.

The paper being dried by the fire of a darkened room, is then ready to receive the impression in the camera obscura. It is then soaked for a few minutes in warm water, by which the nitrate around the picture is washed away, and the paper will remain white. This is to be very carefully done, with the paper pinned to the board, otherwise it will be torn and spoiled.

The nitrated paper, after being dried, and before the picture is taken, will become much more sensitive to the light if it is soaked in a solution of ising-glass, or rubbed over with the white of an egg. It is better, however, to do this before the nitrate of silver is put on.

The paper prepared in this manner is not sufficiently sensitive to be changed by diffused light, and consequently requires the rays of the sun in order to produce the photographic effect.

*Murio-nitrated Paper.*—Another method of preparing the paper is first to moisten it with a solution of muriate of soda, (common salt) and then apply the nitrate of silver.

For this experiment, dissolve fifty grains of the salt in an ounce of water, and soak the paper in the solution. For this purpose it must be pinned to a board as formerly directed. After being pressed with a linen cloth or with blotting paper, and thus dried, it is then twice washed with a solution made by dissolving one hundred and twenty grains of crystallized nitrate of silver in an ounce of rain water. It must be dried by the fire of a darkened room between each washing.

This paper is very sensitive, the color changing by small degrees of light. It must therefore be kept in the dark to the moment of using.

A great variety of other methods of making photographic paper are described in treatises on the art, and to those we must refer the student who is inquisitive on such subjects.

*Camera Obscura.*—An instrument of this kind of the ordinary construction, has already been figured and described, but a more simple and less expensive apparatus will answer for experiments in the art under consideration.

Any one who lives near a joiner's shop, and who is desi-

rous of making photographic experiments, can make his own camera obscura.

For this purpose, two boxes, each a foot long and eight or ten inches square, the one sliding within the other, is all that is required for the body of the camera. In one of the boxes is placed the lens, an inch and a half, or two inches in diameter having a focal distance of 12 or 15 inches. The boxes are to be painted black on the inside to prevent the diffusion of light. This may be done with spirits of turpentine and lampblack.

The paper is fastened to a piece of thin board, which is to be attached to the inner, or sliding box. Through the upper, and back part of the box, there is a small hole through which the operator can see to adjust the paper in the focus of the lens, by sliding the box in, or out, as the case requires.

Taking care to turn the sensitive side of the paper towards the lens, place it so that the most defined images of things fall upon its surface. In this position it must remain a sufficient length of time to receive the impression.

The time required for this is of course quite variable, depending on the intensity of the light and the sensibility of the paper. It may however be stated, as a general guide, that highly sensitive paper, in the sunshine of a summer morning, requires about thirty minutes for the impression to be complete.

If the light is less intense and the paper less perfect, it ought to remain an hour in the camera.

*Fixing the Picture.*—When the paper is made sensitive by the murio-nitrate of silver, as in the last process described, the picture is fixed, and the other parts of the paper rendered insensible by a solution of hyposulphite of soda. The solution is made by dissolving an ounce of the salt in a quart of water. A portion of this being placed in a shallow dish, the pictures are introduced one at a time, and allowed to remain two or three minutes. They are then washed in pure water, and then may be dried by exposure to the sun, which now effects no change in the color.

#### DAGUERREOTYPE.

This branch of photography was the invention of M. L'aguerre, an ingenious French artist, and is entirely independent of the art of taking impressions on paper, as above described. In that, the pictures are reversed, in this they are in the natural position, and instead of paper, the picture is on silver

As an art, this is one of the most curious and wonderful discoveries of the present age; for when we witness the variety of means necessary to the result, it would appear equally improbable that either accident, or design, could possibly have produced such an end by means so various and complicated, and to which no other art, (save in the use of the camera obscura,) has the least analogy in the manner in which the object is accomplished.

This being a subject of considerable public interest, and withal, a strictly philosophical art, we shall here describe all the manipulations as they succeed each other in producing the result, a human likeness.

The whole process may conveniently be divided into eight distinct operations. 1st. Polishing the plate. 2d. Exposing it to the vapor of iodine. 3d. Exposing it to the vapor of bromine. 4th. Adjusting the plate in the camera obscura. 5th. Exposing it to the vapor of mercury. 6th. Removing the sensitive coating. 7th. Gilding the picture. 8th. Coloring the picture.

1. *Polishing the Plate.*—The plates are made of thin sheets of silver, plated on copper. It is said that for some unknown reason the photographic impression takes more readily on these plates, than on entire silver. The silver is only thick enough to prevent reaching the copper in the process of scouring and polishing.

The polishing is considered one of the most difficult and important manipulations in the art, and hence hundreds of pages have been written to describe the various methods devised and employed by different artists or amateurs.

We can only state here, that the plate is first scoured with emery to take off the impressions of the hammer in planishing; then pumice, finely powdered, is used, with alcohol, to remove all oily matter, and after several other operations, it is finally given the last finish by means of a velvet cushion covered with rouge.

2. *Iodizing the Plate.*—After the plate is polished, it is instantly covered from the breath, the light, and the air, nor must it be touched, even on the edges, with the naked hand; but being placed on a little frame, with the face down, it is carried to a box containing iodine, over which it is placed as a cover. Here it remains for a moment or two in a darkened room, being often examined by the artist, whose eye decides by the yellowish color to which the silver changes, the instant when the metal has combined with the proper quantity of iodine

This is a very critical part of the process, and requires a good eye and much experience. The vapor of iodine forms a film of the iodide of silver on the metal, and it is this which makes it sensible to the light of the camera, by which the picture is formed. If the film of iodine is too thick, the picture will be too deep, and dark; if too thin, either a light impression, or none at all will be made.

3. *Exposure of the Vapor of Bromine.*—Bromine is a peculiar substance, in the liquid form, of a deep red color, exceedingly volatile, very poisonous, and having an odor like chlorine and iodine, combined. It is extracted from sea water, and the ashes of marine vegetables.

This the photographic artists call an *accelerating* substance, because it diminishes the time required to take the picture in the camera obscura.

The iodized plate will receive the picture without it, but the sitter has to remain without motion before the camera for several minutes, whereas by using the bromine, the impression is given, in a minute, or in a minute and a quarter. Now as the least motion in the sitter spoils the likeness, it is obvious that bromine is of much importance to the art, especially to nervous people and children.

The bromine is contained in a glass vessel closely covered, and is applied by sliding the plate over it for a few seconds.

4. *Adjusting the Plate in the Camera.*—The plate is now ready for the photographic impression by means of the camera. If the likeness of a person is to be taken, he is already placed before the instrument, in a posture which the artist thinks will give the most striking picture, and is told that the only motion he can make for a half a minute to a minute, is *winking*.

The artist now takes the plate from a dark box, and under cover of a black cloth fixes it in the focus of the lens. This is done in a light room, with the rays of the sun diffused by means of white curtains.

The artist having left the sitter for the specified time, returns, and removes the plate for the next operation. Still, not the least visible change has taken place on the bright surface of the silver. If examined ever so nicely, no sign of a human face is to be seen, and the sitter who sees the plate, and knows nothing of the art, wonders what next is to be done.

5. *Exposure to the fumes of Mercury.*—The plate is next exposed to the fumes of mercury. This is contained in an

mer. box in a darkened room, and is heated by means of an alcohol lamp, to about 180 degrees, Fah. The cover of the box being removed, the plate is laid on, with the silver side down, in its stead.

After a few minutes, the artist examines it, and by a faint light, now sees that the desired picture begins to appear. It is again returned for a few minutes longer, until the likeness is fully developed.

If too long exposed to the mercury, the surface of the silver turns to a dark ashy hue, and the picture is ruined; if removed too soon, the impression is too faint to be distinct to the eye.

6. *Removal of the sensitive coating.*—The next operation consists in the removal of the iodine, which not only gives the silver a yellowish tinge, but if suffered to remain, would darken, and finally ruin the picture. Formerly this was done by a solution of common salt, but experiment has shown that the peculiar chemical compound called *hyposulphite of soda*, answers the purpose far better. This is a beautiful, transparent crystallized salt, prepared by chemists for this express purpose.

A solution of this is poured on the plate until the iodine is entirely removed, and now the picture for the first time may be exposed to the light of the sun without injury, but the plate has still to be washed in pure water, to remove all remains of the hyposulphite, and then heated and dried over an alcohol lamp.

7. *Gilding the Picture.*—This is called *fixing* by the chloride of gold.

Having washed the picture thoroughly, it is then to be placed on the fixing stand, which is to be adjusted previously, to a perfect level, and as much solution of chloride of gold as the plate can retain, poured on. The alcohol lamp is then held under all parts of it successively. At first the image assumes a dark color, but in a few minutes grows light, and acquires an intense, and beautiful appearance.

The lamp is now removed, and the plate is again well washed in pure water, and then dried by heat.

Before gilding, the impression may be removed by repolishing the plate, when it is perfectly restored; but after gilding, no polishing or scouring will so obliterate the picture, as to make it answer for a second impression. Such plates are either sold for the silver they contain, or are re-plated by the electrotype process.

8. *Coloring the Picture.*—Coloring Daguerreotype pictures is an American invention, and has been considered a secret, though at the present time it is done with more or less success by most artists.

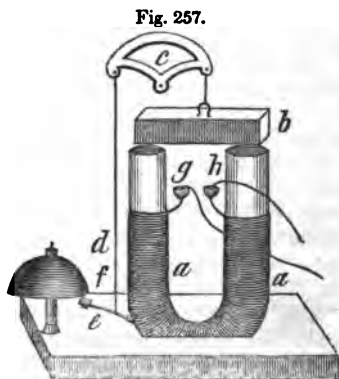
The colors consist of the oxides of several metals, ground to an impalpable powder. They are laid on in a dry state, with soft camel hair pencils, after the process of gilding. The plate is then heated, by which they are fixed. This is a very delicate part of the art, and should not be undertaken by those who have not a good eye, and a light hand.

The author is indebted to Mr. N. G. Burgess, of 192, Broadway, New York, for much of the information contained in the above account of the Daguerreotype art. Mr. B. is an experienced and expert artist in this line.

#### ELECTRO-MAGNETIC ALARM BELL.

This little arrangement is employed in some of the large establishments in England, for the purpose of communicating intelligence from one part of the building to another. When the building is many stories high, and communication is to be made to workmen, or others, at the horizontal distance of several hundred feet, the usual fixtures of wire and yokes is both expensive and troublesome. In such cases this alarm bell is highly convenient, and sufficiently simple. Any one of common ingenuity may construct it by attending to the following cut, fig. 257, and description.

The horse-shoe magnet, *a a*, of soft iron, is supported by being let into a piece of board. This is wound with insulated copper wire, in the manner explained under the article "Temporary Magnets," figure 254. The armature, *b*, also of soft iron, is suspended to the yoke, *c*, so as to play up and down. The wire *d* is connected with the yoke at one end, and with the bell hammer, *e*, at the other. The



bell may be a common house bell, with the handle reversed, and fixed to the platform with the magnet. The letters *g*



and *k* show two little cups of mercury, fixed to the ends of the wire which surrounds the magnet. Into these cups are dipped the two poles of a small electrical battery when an alarm, or call, is to be made.

This arrangement being made, all that is required to give an alarm at any distance to which the wires reach, is to dip one of the poles of the battery into the cup opposite to that into which the other pole is immersed. The bell and apparatus described, being of course in the room where the call is to be made, and the battery in the room from whence the call proceeds, with common copper bell wires extending from one to the other. On making the connection, the following effect is produced. The soft iron instantly becoming a strong magnet, attracts the armature, *b*, by which the hammer *c* is raised, giving a smart blow against the bell. On breaking the connection, the hammer falls, and in an instant will give another blow, on again dipping the pole into the cup. Thus signals may be given, consisting of any number of strokes agreed on.

#### MORSE'S ELECTRO-MAGNETIC TELEGRAPH.

The means by which Mr. Morse has produced his wonderful and important machine is the production of a temporary magnet, by the influence of the galvanic fluid.

We have already described the method of making temporary magnets of soft iron, by covering the latter with insulated copper wire, to each end of which the poles of a small galvanic battery is applied.

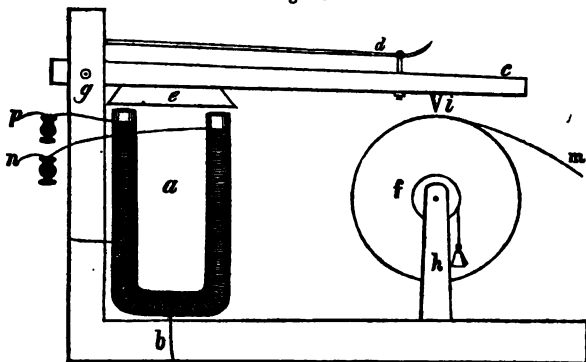
The description of fig. 254, with what is said before, on the subject, will inform the student how the power is obtained by which the philosopher in question has brought before the world such wonderful and unexpected effects.

It has long since been known, that so far as experiment has taught, there is no appreciable time occupied in the passage of the electric fluid from one place to another, though Morse's experiments tend to prove, that for the first ten miles, there is a diminution of the magnetic power, after which, to the distance of 33 miles, no such effect is perceptible.

The machine itself is sufficiently simple, and will be comprehended at once, by those who have made electro-magnetic experiments, by the annexed diagram and description.

The temporary magnet *a*, fig. 258, enveloped with its insulated copper wire, is fastened to the wooden frame *b*, *g*, by means of cords or otherwise.

Fig. 258.



This frame also supports the standard *h*, which sustains the revolving drum *f*, on which the paper to receive the emblematical alphabet is fixed, *m* being the edge of the paper.

To the arm *g*, is appended the lever *c*, of wood, which has a slight vertical motion, in one direction by the steel spring *d*, and in the other, by the armature of soft iron *e*.

The two poles of the magnet rest in two little cups of mercury, into which are also to be plunged the poles of the magnetic battery, (not shown in the drawing,) of which *p* is the positive, and *n* the negative. The steel point *i*, attached to the lever, is designed to mark the telegraphic alphabet on the paper.

Having thus explained the mechanism, we will now show in what manner this machine acts to convey intelligence from one part of the country to another.

It has already been explained that when a bar of soft iron surrounded by insulated copper wire, as shown at *a*, has its two poles connected with the poles of a galvanic battery, the iron instantly becomes a magnet, but returns to its former state, or ceases to be magnetic, the instant the connection between them ceases.

To break the connection, it is not necessary that both of the poles should be detached, the circuit being broken by the separation of one only.

Supposing then, that *a* and *p* are the poles of such a battery, on placing *n* into the cup of mercury, the wires from the soft iron being already there, the armature *e* is instantly attracted, which brings the point *i* against the

revolving wheel *f*. If *n* is instantly detached after the point strikes the paper, then only a dot will be made, for the magnetic power ceasing with the breaking of the circuit, the spring *d*, withdraws the point from the paper the instant the pole is removed.

If a line is required in the telegraphic alphabet, then the pole is kept longer in the vessel of mercury, and as the alphabet consists of dots, and lines of different lengths, it is obvious that writing in this manner cannot be difficult. The understanding of the alphabet is another matter, though we are informed that this may be done with facility.


The marks of the point *i*, are made by indenting the paper, the roller on which it is fixed being made of steel in which a groove is turned, into which the paper is forced by the point. The paper is therefore raised on the under side like the printing for the blind.


The roller *f* is moved by means of clock work, having a uniform motion, consequently the dots and lines depending on the time the point is made to touch the paper, are always uniform.


Now with respect to the distance apart at which the temporary magnet and writing apparatus, and the battery are placed, experiment shows that it makes little difference with respect to time. Thus, suppose the battery is in Washington, and the magnet in Baltimore, with copper wires reaching from one to the other. Then the telegraphic writer at Washington, giving the signal by means of an alarm bell, that he is ready to communicate, draws the attention of the person at Baltimore to the apparatus there,—the galvanic action being previously broken by taking one of the poles from the battery at Washington.

If now we suppose the letter *a* is signified by a single dot, he at Washington dips the pole in the cup of the battery, and instantly at Baltimore the soft iron becomes a magnet, and a dot is made on the paper, and so, the rest of the alphabet.

The wires are carried through the air by being run through tubes elevated twenty feet from the ground.







1







